

[54] TOWEL BAR

[75] Inventors: Thomas J. Ryan, Terrace Park, Ohio; Keith E. Ridgway, West Covina, Calif.

[73] Assignee: Scovill Inc., Waterbury, Conn.

[\*\*] Term: 14 Years

[21] Appl. No.: 3,360

[22] Filed: Jan. 15, 1979

[51] Int. Cl. .... D23-02; D8-09; D8-06

[52] U.S. Cl. .... D6/99; D8/319; D8/353

[58] Field of Search ..... D6/86, 96, 97, 99-103, D6/114; D8/306, 314-320, 350, 353; 211/87, 105.1, 123

[56] References Cited

U.S. PATENT DOCUMENTS

D. 114,111 4/1939 Zimmer ..... D6/99

D. 169,574 5/1953 Bordner ..... D8/353  
D. 238,732 2/1976 Read et al. .... D6/99

OTHER PUBLICATIONS

DeJong Decorative Hardware Cat. 704, p. E-1, Reeded Towel Bar.


Primary Examiner—Barbara J. Bullock  
Attorney, Agent, or Firm—Dallett Hoopes

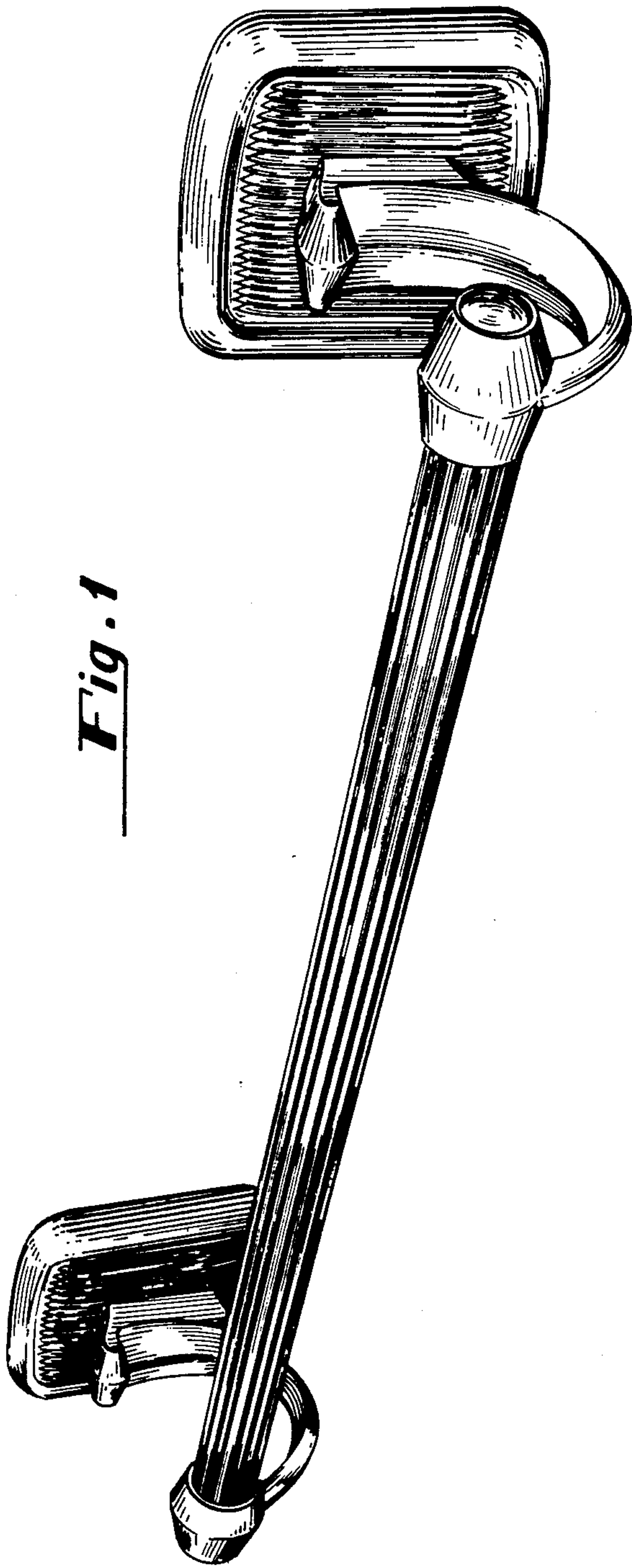
[57] CLAIM

The ornamental design for a towel bar, substantially as shown.

DESCRIPTION

FIG. 1 is a perspective view of a towel bar showing our new design;  
FIG. 2 is a top view, the bar being shown broken away for ease of illustration;  
FIG. 3 is a front view of FIG. 2;  
FIG. 4 is a bottom view of FIG. 2;  
FIG. 5 is an end view taken from the right of FIG. 1;  
FIG. 6 is a sectional view taken on the line 6-6 of FIG. 3.

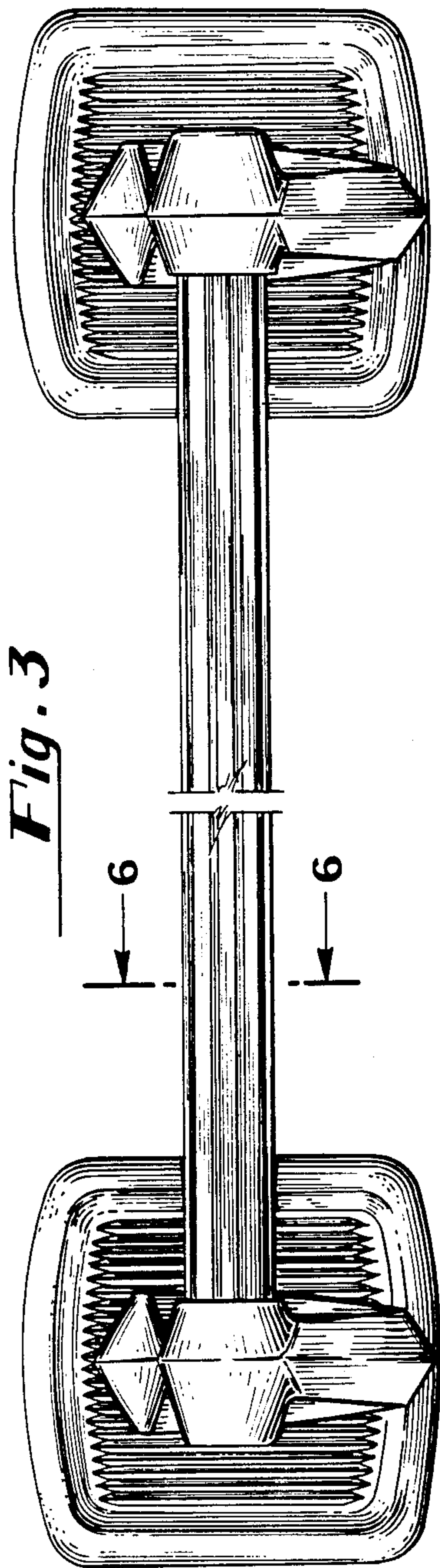




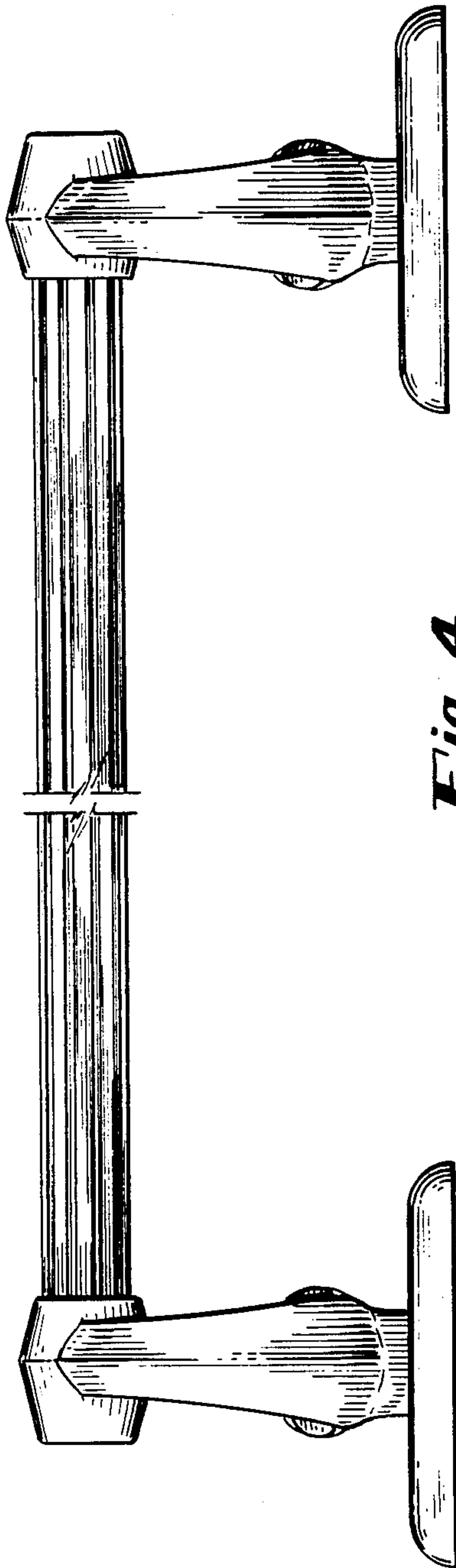
*Fig. 1*



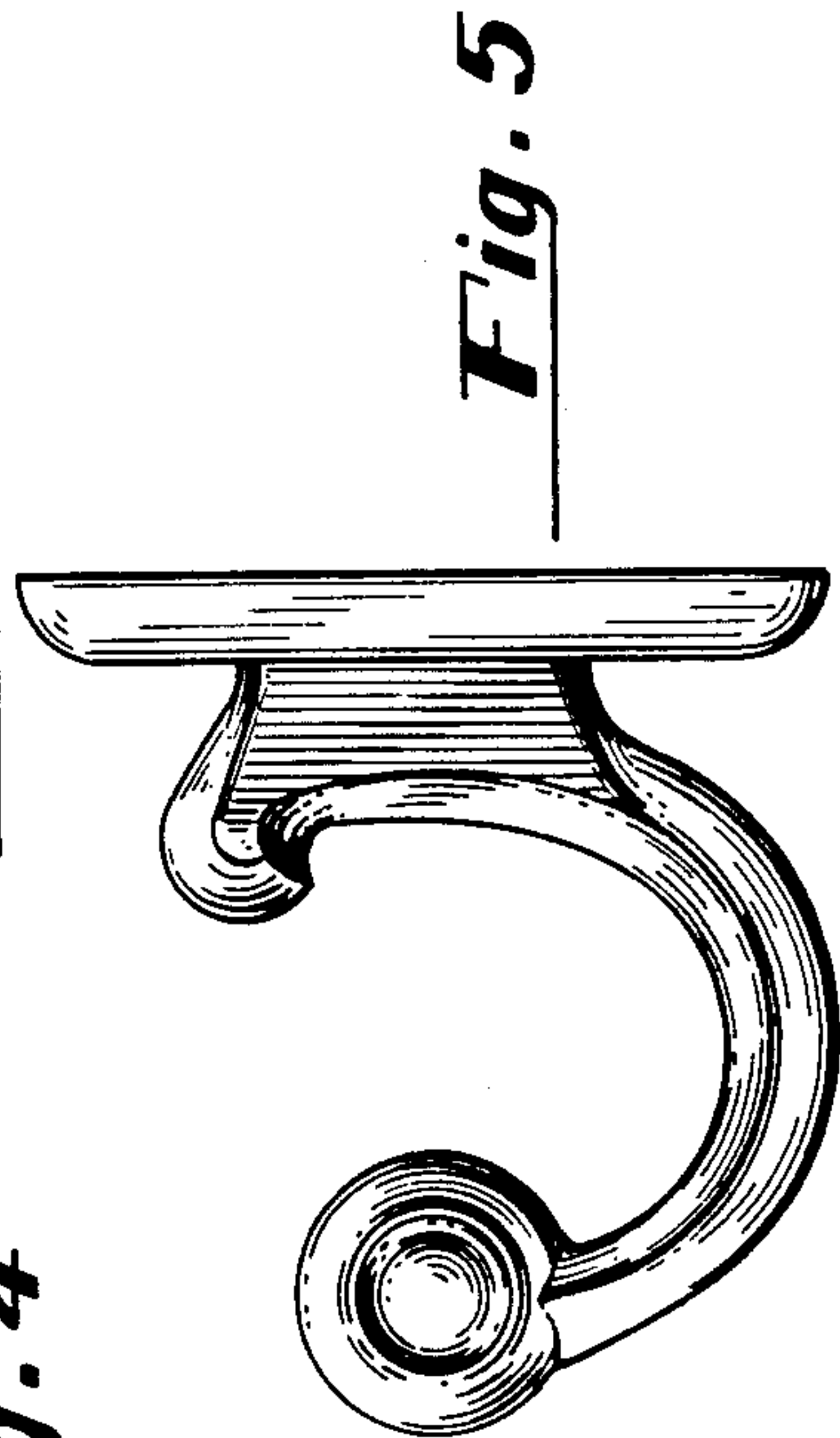
*Fig. 2*



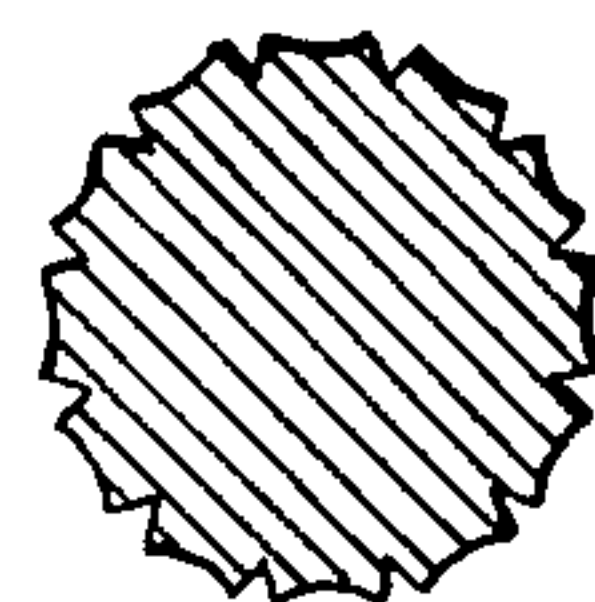
*Fig. 3*



*Fig. 4*



*Fig. 5*



*Fig. 6*