

[54] COMBINATION BELL-SHAPED WATER FLOAT, HANDLE AND CAP

[76] Inventor: Sally Phillips, 22631 Rockford Dr., El Toro, Calif. 92630

[\*\*] Term: 14 Years

[21] Appl. No.: 930,588

[22] Filed: Aug. 2, 1978

[51] Int. Cl. .... D21-01

[52] U.S. Cl. .... D21/237; D8/317; D9/292

[58] Field of Search ..... D21/237; 9/11 A; 46/87, 46/91, 92; 272/1 B; D8/303, 317; D9/292; D11/125; D10/116

[56] References Cited

U.S. PATENT DOCUMENTS

D. 73,378	8/1927	Hewitt .....	D10/116
D. 168,362	12/1952	Lurie .....	D8/317
3,048,395	8/1962	Hobbs .....	272/1 B
3,130,406	4/1964	Jones-Hinton et al. ....	9/11 A
3,176,982	4/1965	O'Daniell .....	272/1 B
3,180,639	4/1965	Cotler et al. ....	272/1 B

Primary Examiner—Sam Rosen

Attorney, Agent, or Firm—Donald Diamond

[57] CLAIM

The ornamental design for a combination bell-shaped water float, handle and cap, substantially as shown.


DESCRIPTION


FIG. 1 is a bottom-front, perspective view of a combination bell-shaped water float, handle and cap showing my new design;

FIG. 2 is a reduced top plan view thereof;

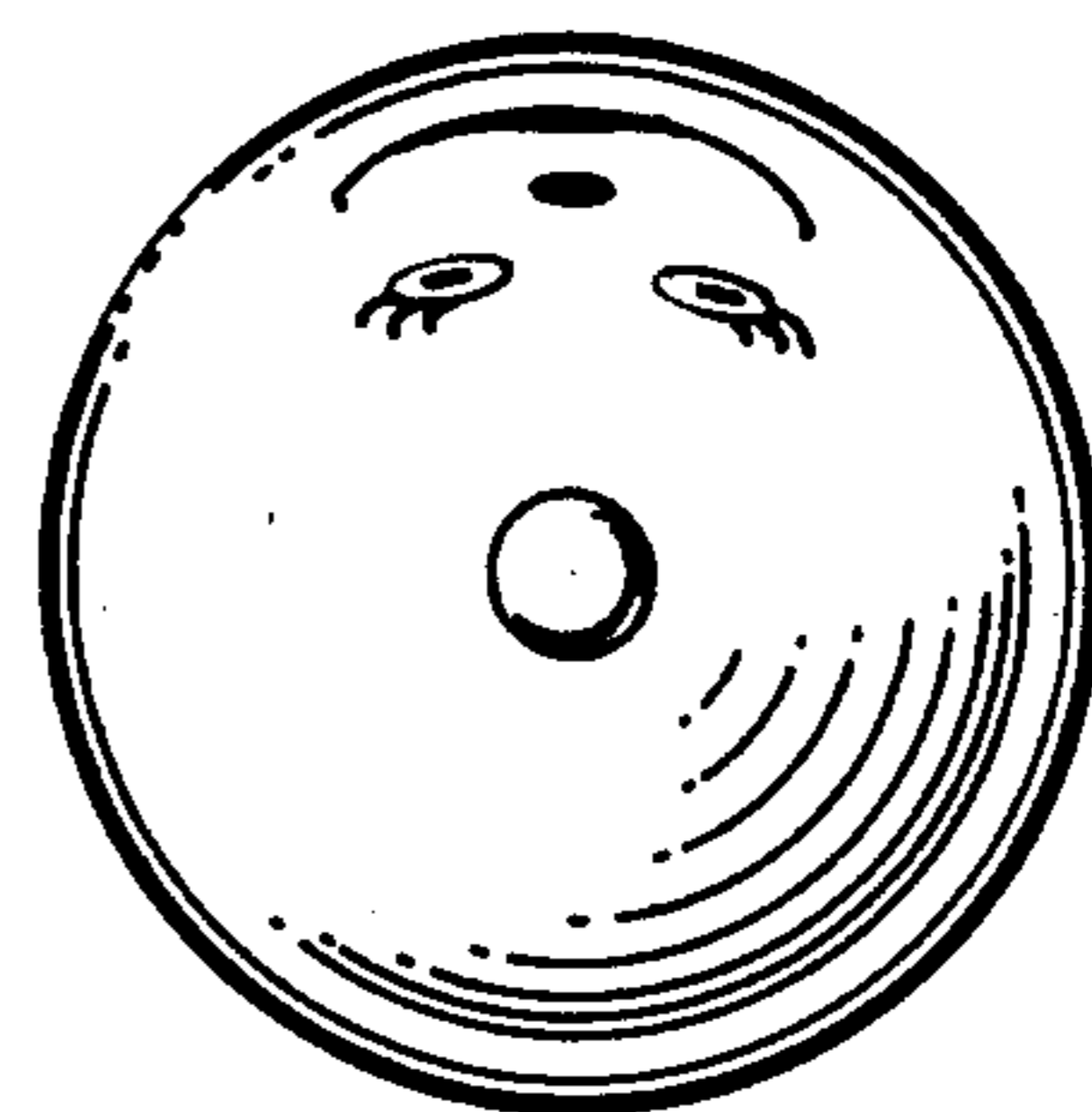
FIG. 3 is a bottom plan view thereof; and

FIG. 4 is a reduced rear elevational view thereof.

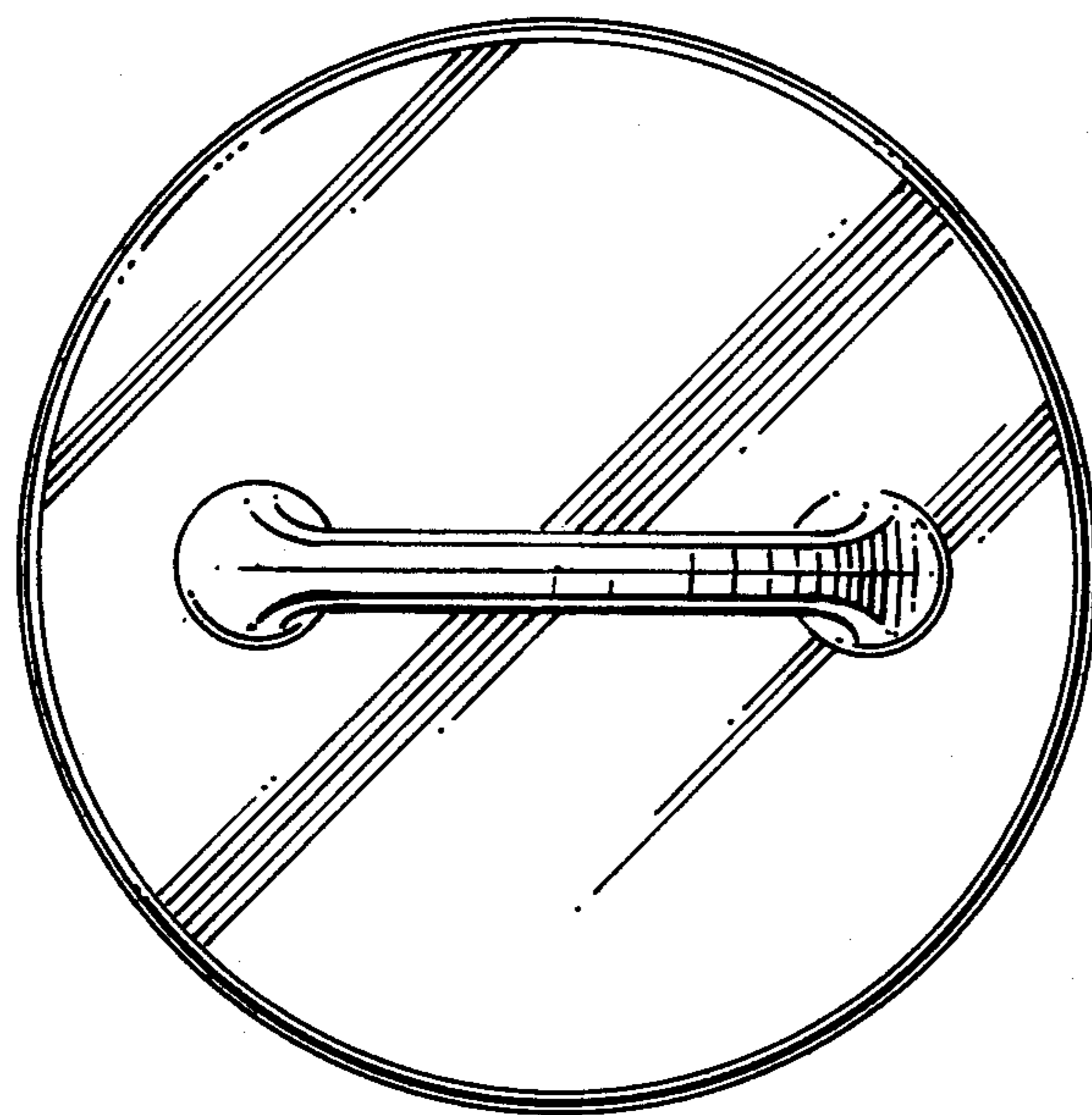





*Fig. 1*



*Fig. 2*



*Fig. 3*



*Fig. 4*