

[54] BOX

[75] Inventor: Alwin J. Stahel, II, St. Paul, Minn.

[73] Assignee: Princeton Industries Corporation, Princeton, Ind.

[**] Term: 14 Years

[21] Appl. No.: 870,059

[22] Filed: Jan. 17, 1978

[51] Int. Cl. D9-03

[52] U.S. Cl. D9/240

[58] Field of Search 215/1 B; 217/5, 3 BC; D9/149, 150, 153, 154, 162-164, 167, 168, 216, 219, 220, 222, 235, 240; D27/45; D3/39, 75; D7/16, 17

[56]

References Cited

U.S. PATENT DOCUMENTS

| | | | |
|------------|---------|-----------------|----------|
| D. 11,548 | 12/1879 | Somers | D9/238 |
| D. 105,400 | 7/1937 | Nicholson | D7/16 |
| D. 155,946 | 11/1949 | Ulvad | D9/239 |
| D. 230,598 | 3/1974 | Goodrich | D9/240 X |

Primary Examiner—Robert C. Spangler
Attorney, Agent, or Firm—John W. Malley


[57]

CLAIM

The ornamental design for a box, as shown and described.

DESCRIPTION

FIG. 1 is a top plan view of a box showing my new design;
FIG. 2 is a front elevational view thereof and is also representative of the rear thereof;
FIG. 3 is a right and elevational view thereof and is also representative of the left end thereof;
FIG. 4 is a medial longitudinal cross-sectional view thereof; and
FIG. 5 is a bottom plan view thereof.






FIG. 1




FIG. 2




FIG. 3




FIG. 4




FIG. 5