

[54] MICROWAVE OVEN

[75] Inventors: Donald G. Wolfe, Lake Barrington; Joseph R. Mango, Midlothian, both of Ill.

[73] Assignee: Litton Systems, Inc., Beverly Hills, Calif.

[\*\*] Term: 14 Years

[21] Appl. No.: 909,551

[22] Filed: May 24, 1978

[51] Int. Cl. .... D7-02

[52] U.S. Cl. .... D7/128

[58] Field of Search ..... D7/128; D15/104, 108; 219/10.55, 385, 386, 391, 392, 393, 399, 400, 401, 402, 403, 404, 405, 524, 525, 533; 126/1 R, 19 R; 312/236

[56] References Cited

U.S. PATENT DOCUMENTS

D. 216,167	11/1969	Mango et al. ....	D7/128
D. 237,347	10/1975	Kawata et al. ....	D7/128
D. 248,606	7/1978	Mori et al. ....	D7/128
D. 248,607	7/1978	Yamamura et al. ....	D7/128
D. 249,318	9/1978	Graser et al. ....	D7/128
D. 251,406	3/1979	Yamamura et al. ....	D7/128


Primary Examiner—Catherine E. Kemper  
Attorney, Agent, or Firm—Robert E. Lowe

[57] CLAIM


The ornamental design for a microwave oven, as shown and described.

DESCRIPTION

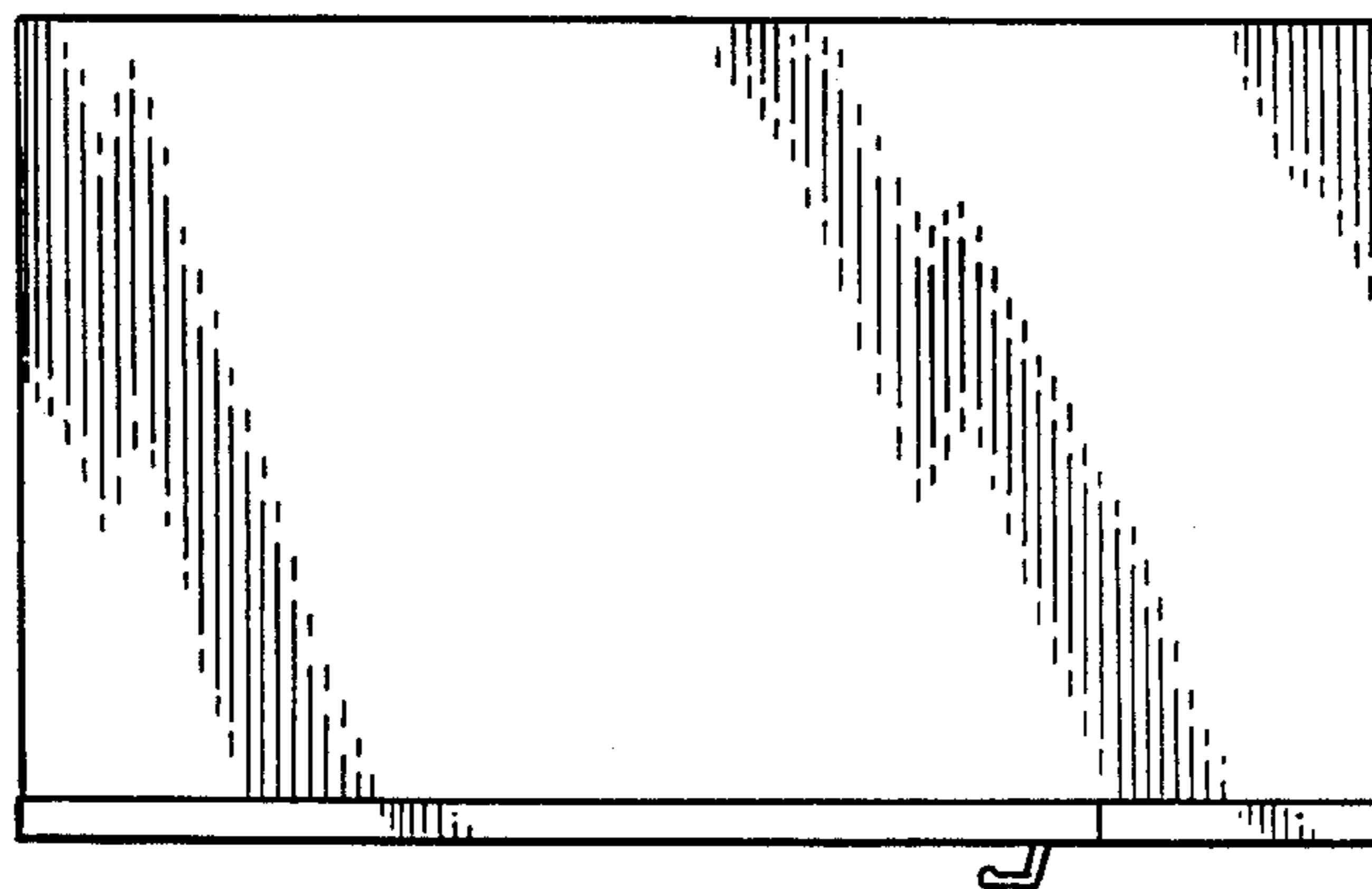
FIG. 1 is a front elevational view of a microwave oven showing our new design; and  
FIG. 2 is a top plan view thereof; and  
FIG. 3 is a side elevational view thereof; and  
FIG. 4 is a bottom plan view thereof; and  
FIG. 5 is a back elevational view thereof.  
The side of the oven which is not shown is a mirror image of the side disclosed in FIG. 3.



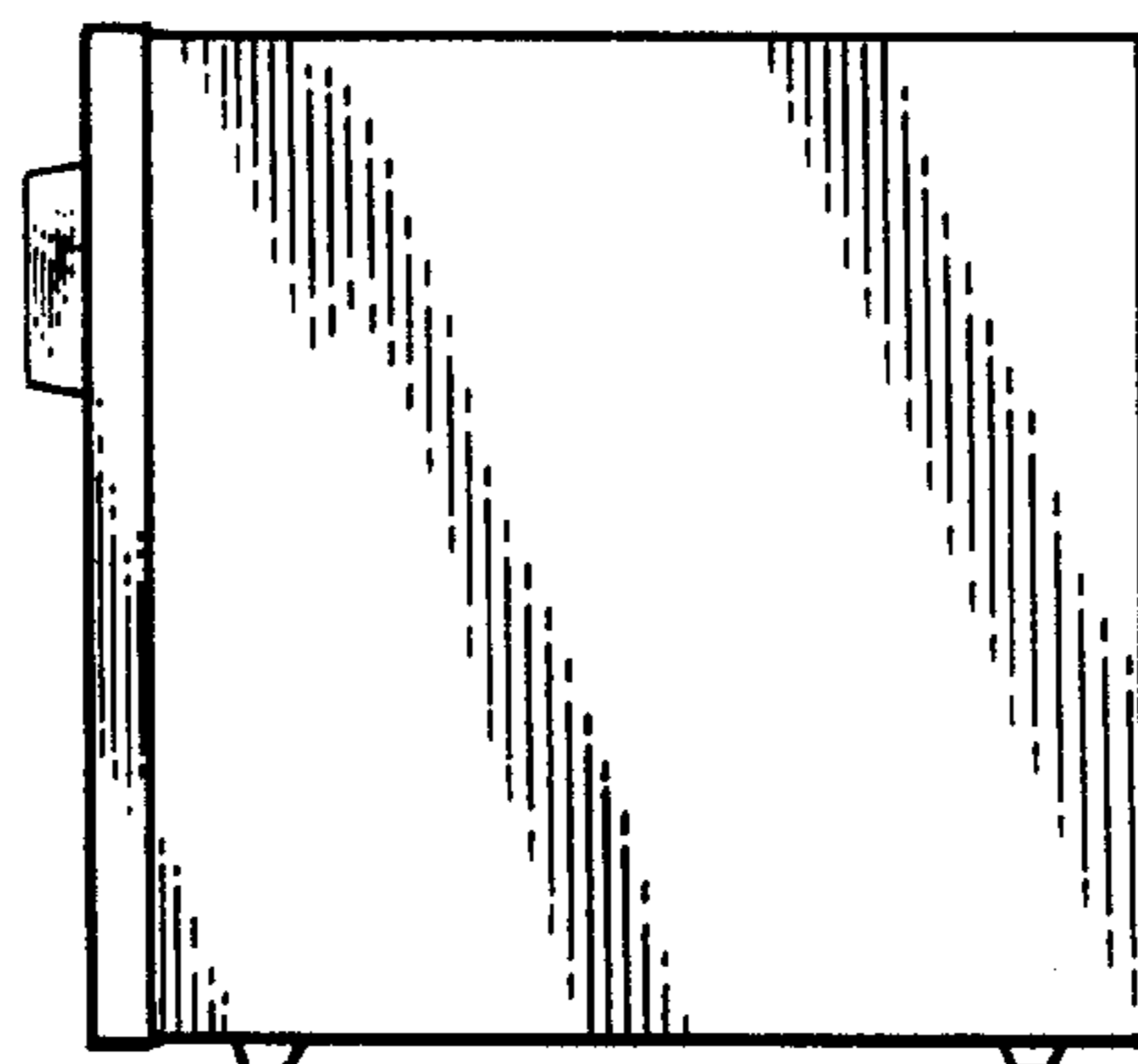
*FIG. 1*



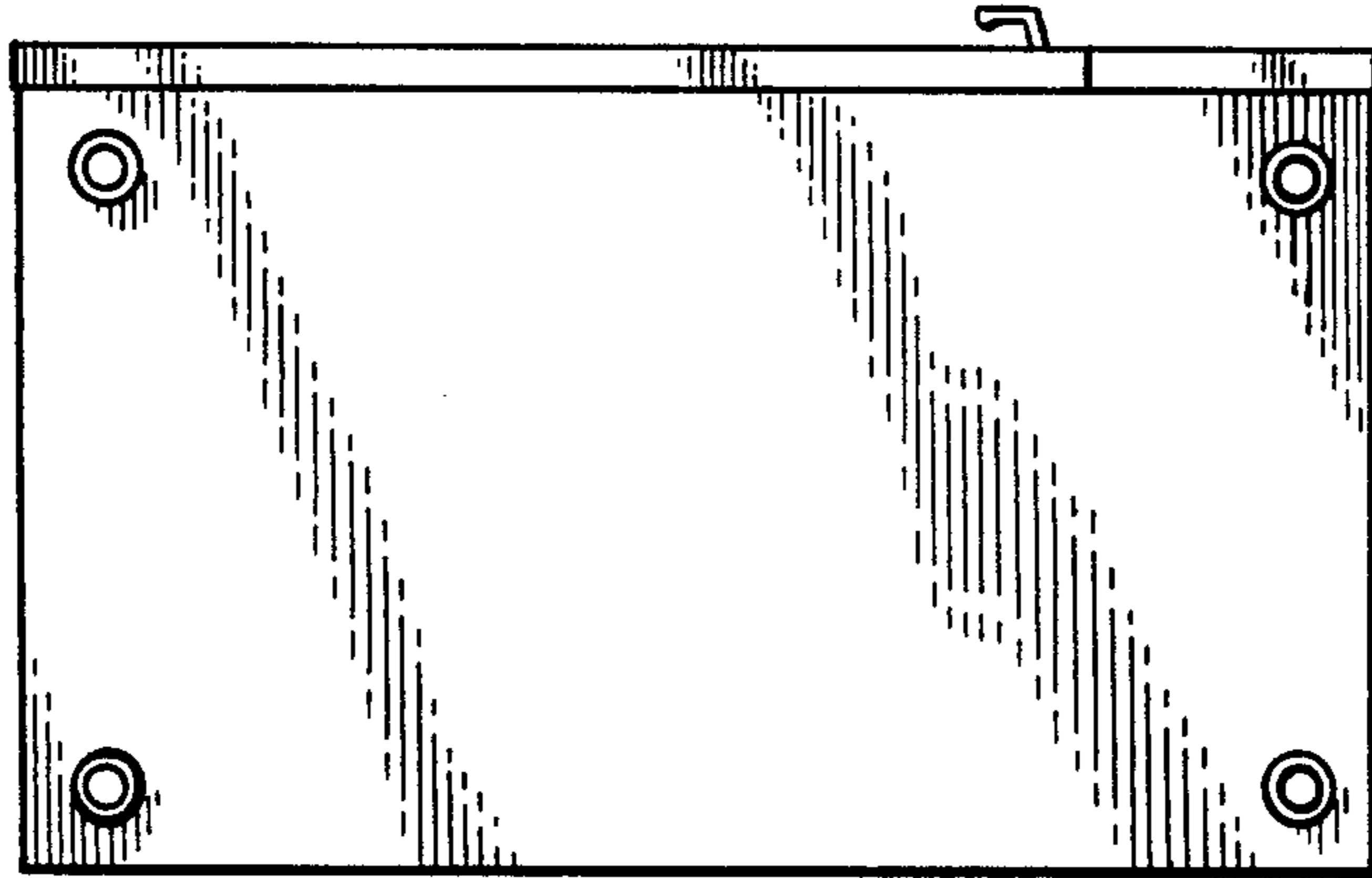
*FIG. 2*



*FIG. 3*



*FIG. 4*



*FIG. 5*

