

[54] **CARRYING CASE FOR TAPE CASSETTES**

[75] **Inventor:** Michael B. Woodhall, Maidenhead, England

[73] **Assignee:** Cambra International Ltd., London, England

[**] **Term:** 7 Years

[21] **Appl. No.:** 894,471

[22] **Filed:** Apr. 7, 1978

[30] **Foreign Application Priority Data**

Dec. 14, 1977 [GB] United Kingdom 982605/77

[51] **Int. Cl.** D3-02

[52] **U.S. Cl.** D3/35; D3/73; D3/76

[58] **Field of Search** D3/30, 35, 73, 74, 78; 206/378; 190/51, 56, 55 R

[56] **References Cited**

U.S. PATENT DOCUMENTS

D. 199,622	11/1964	Demaree	D3/73
D. 219,084	10/1970	Moore	D3/78
D. 222,012	9/1971	Harris	D3/35
D. 247,459	3/1978	Tennison	D3/73
3,856,369	12/1974	Commiant	206/387
3,938,871	2/1976	Bartholomew	206/387

Primary Examiner—Joel Stearman
Assistant Examiner—George P. Word
Attorney, Agent, or Firm—Alvin Browdy

[57] **CLAIM**

The ornamental design for a carrying case for tape cassettes, as shown and described.

DESCRIPTION

FIG. 1 is a front perspective view of a carrying case for tape cassettes showing my new design, the opposite sides not shown being identical to the sides shown; FIG. 2 is a front perspective view thereof with one side open; FIG. 3 is a rear perspective view thereof with the other side open; and FIG. 4 is a bottom plan view of FIG. 1.

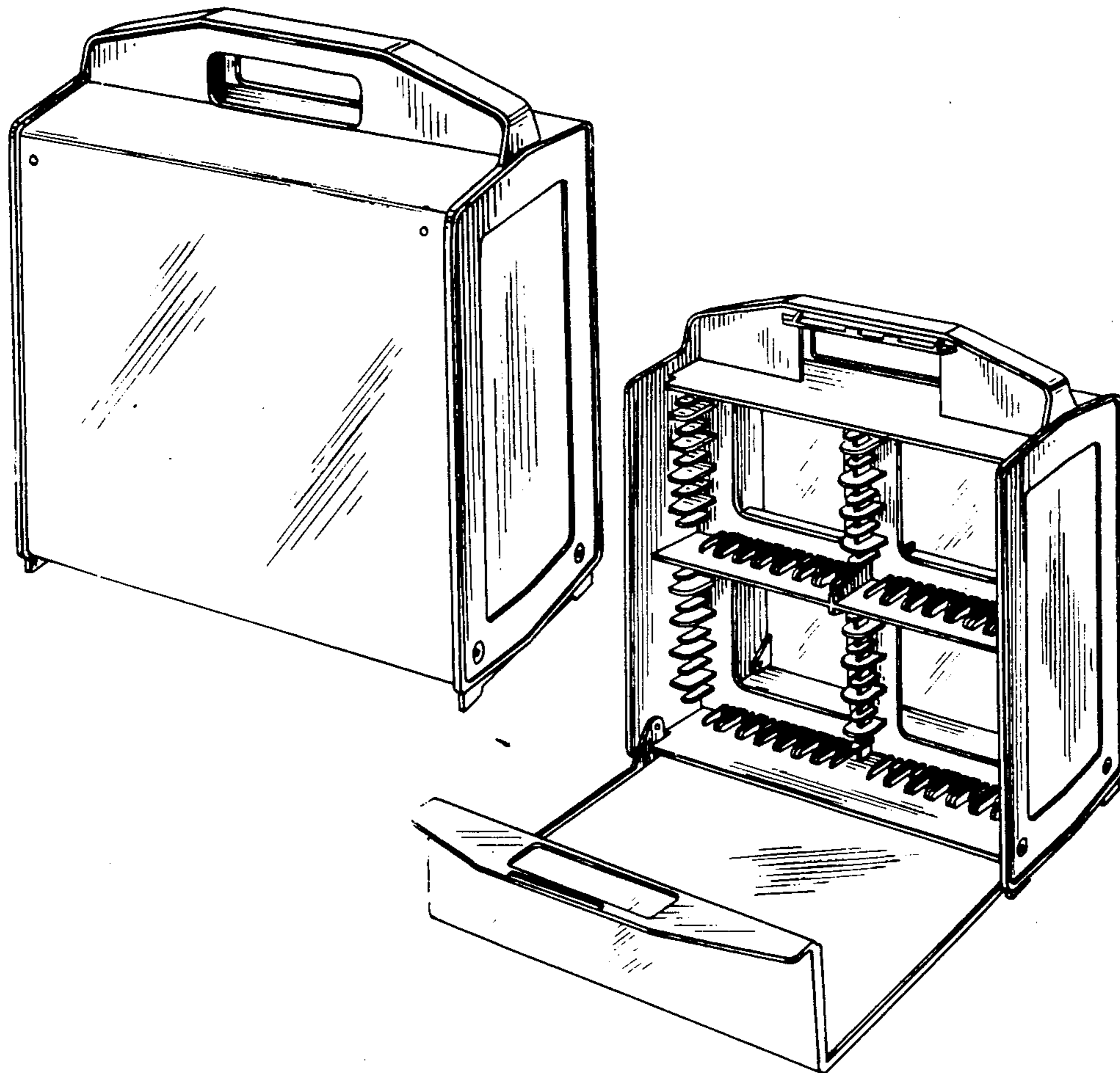


FIG. 1

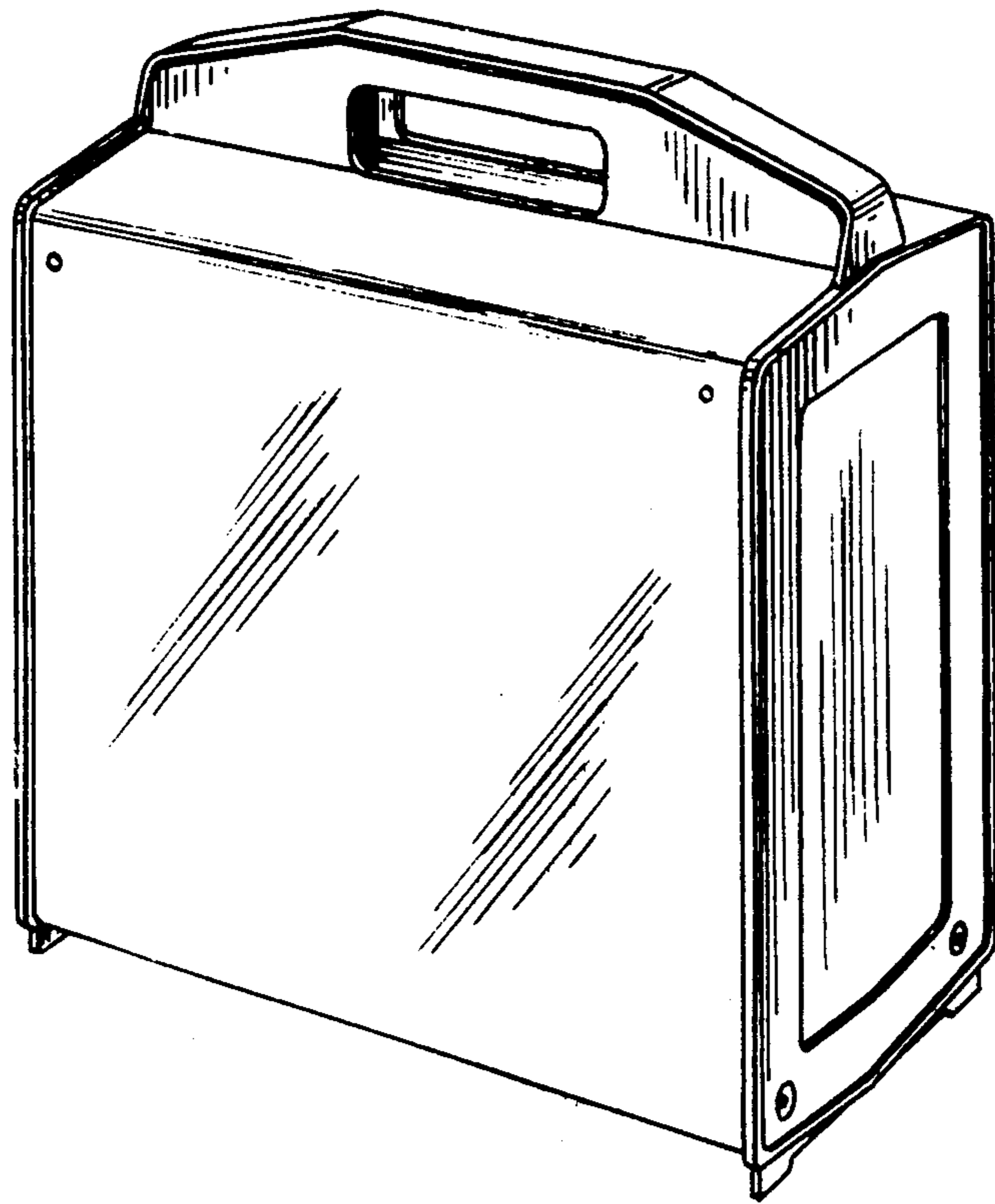


FIG. 2




FIG. 3

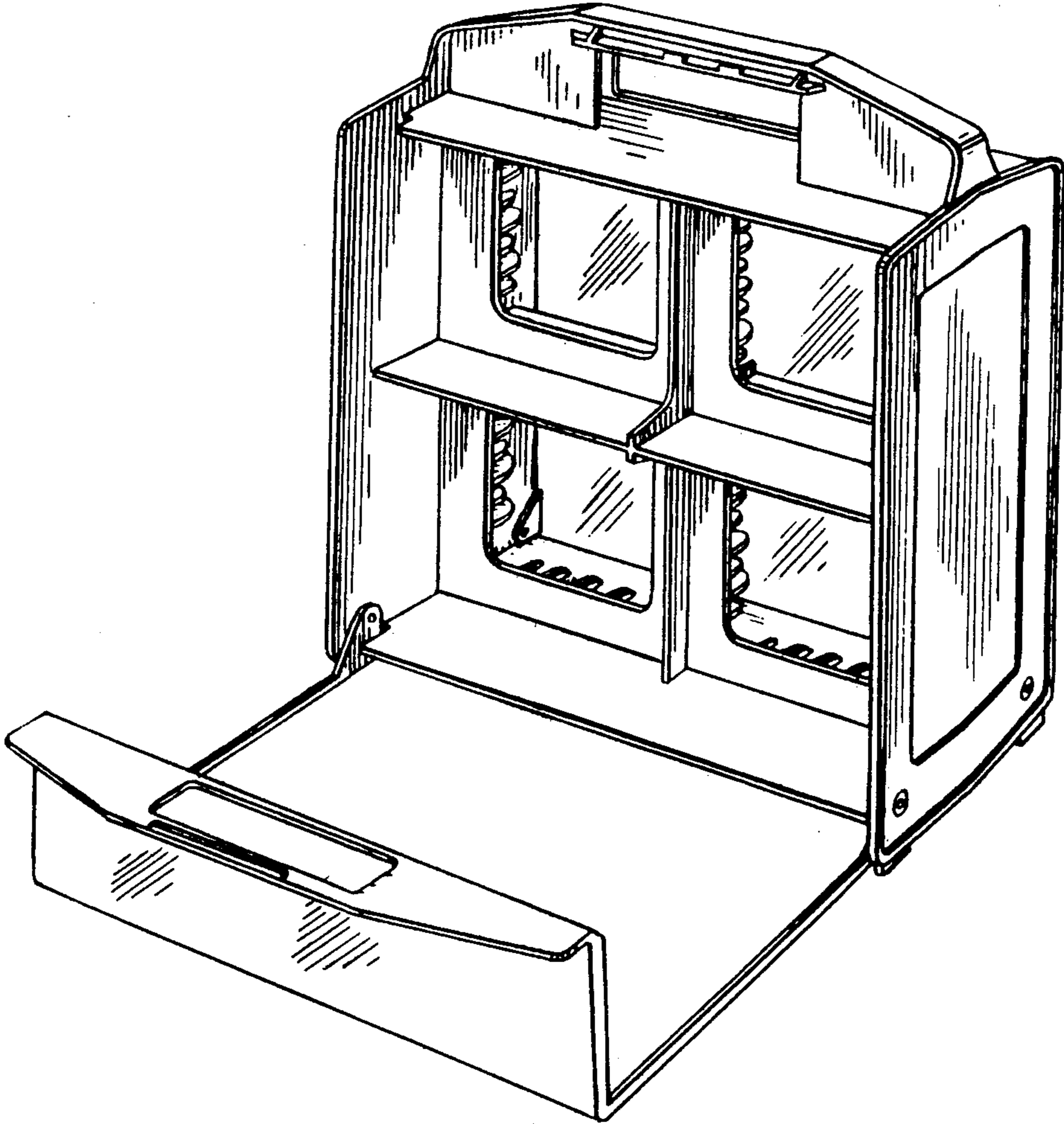


FIG. 4

