

[54] REVERSIBLE ORTHOPEDIC PILLOW  
HAVING EAR AND EYE RELIEF AREAS

3,347,544 10/1967 Uffenorde ..... 5/434 X  
3,843,980 10/1974 Rodriquez ..... 5/431 X

[76] Inventor: Katherine E. Allen, 741 Calle de los  
Amigos, Santa Barbara, Calif. 93105

Primary Examiner—Bernard Ansher  
Attorney, Agent, or Firm—R. Welton Whann

[\*\*] Term: 7 Years

[57] CLAIM

[21] Appl. No.: 896,331

The ornamental design for a reversible orthopedic pil-  
low having ear and eye relief areas, as shown.

[22] Filed: Apr. 14, 1978

DESCRIPTION

[51] Int. Cl. .... D6—09; D24—99

FIG. 1 is a top plan view showing my new design for a  
reversible orthopedic pillow having ear and eye relief  
areas, showing my new design;

[52] U.S. Cl. .... D24/36; D6/201;  
D24/99

FIG. 2 is a bottom plan view thereof;

[58] Field of Search ..... 128/149, 76 R; D6/201;  
D24/99, 36; 5/431, 432, 433, 434, 490, 491

FIG. 3 is an elevational view of the lower side, as  
viewed in FIG. 1;

[56] References Cited

U.S. PATENT DOCUMENTS

FIG. 4 is an elevational view of the upper side, as  
viewed in FIG. 1;

D. 214,302 6/1969 Barber ..... D6/201

FIG. 5 is an elevational view of one of the similar sides,  
in this case the right side, as viewed in FIG. 3; and

D. 242,388 11/1976 Castleberry ..... D24/36

2,562,725 7/1951 Leto et al. .... 5/431

3,158,878 12/1964 Pernell ..... 128/149

FIG. 6 is a fragmentary transverse sectional view, ro-  
tated 90 degrees, taken substantially on line 6—6 of  
FIG. 1.

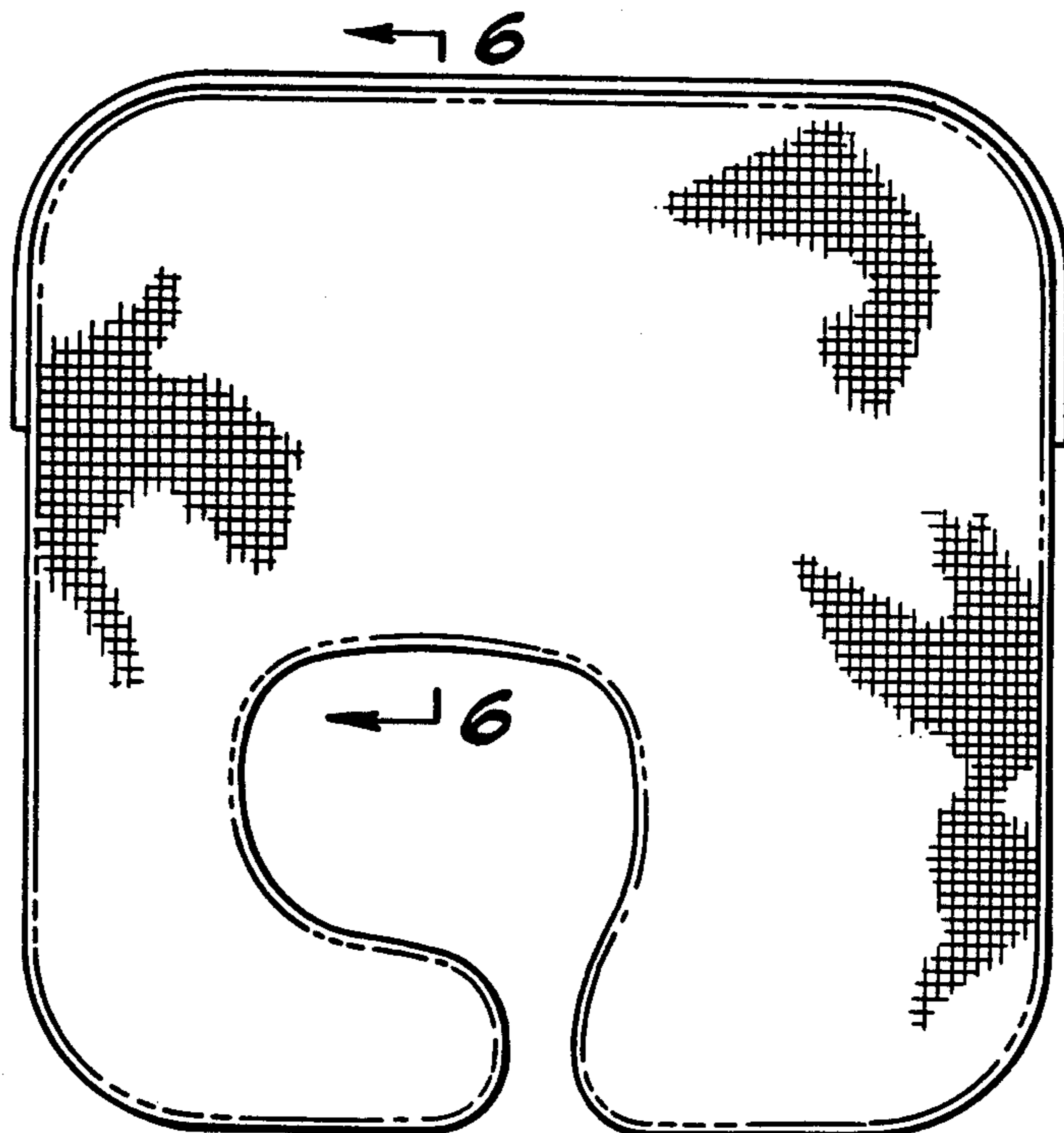


FIG. 1.  
← 6

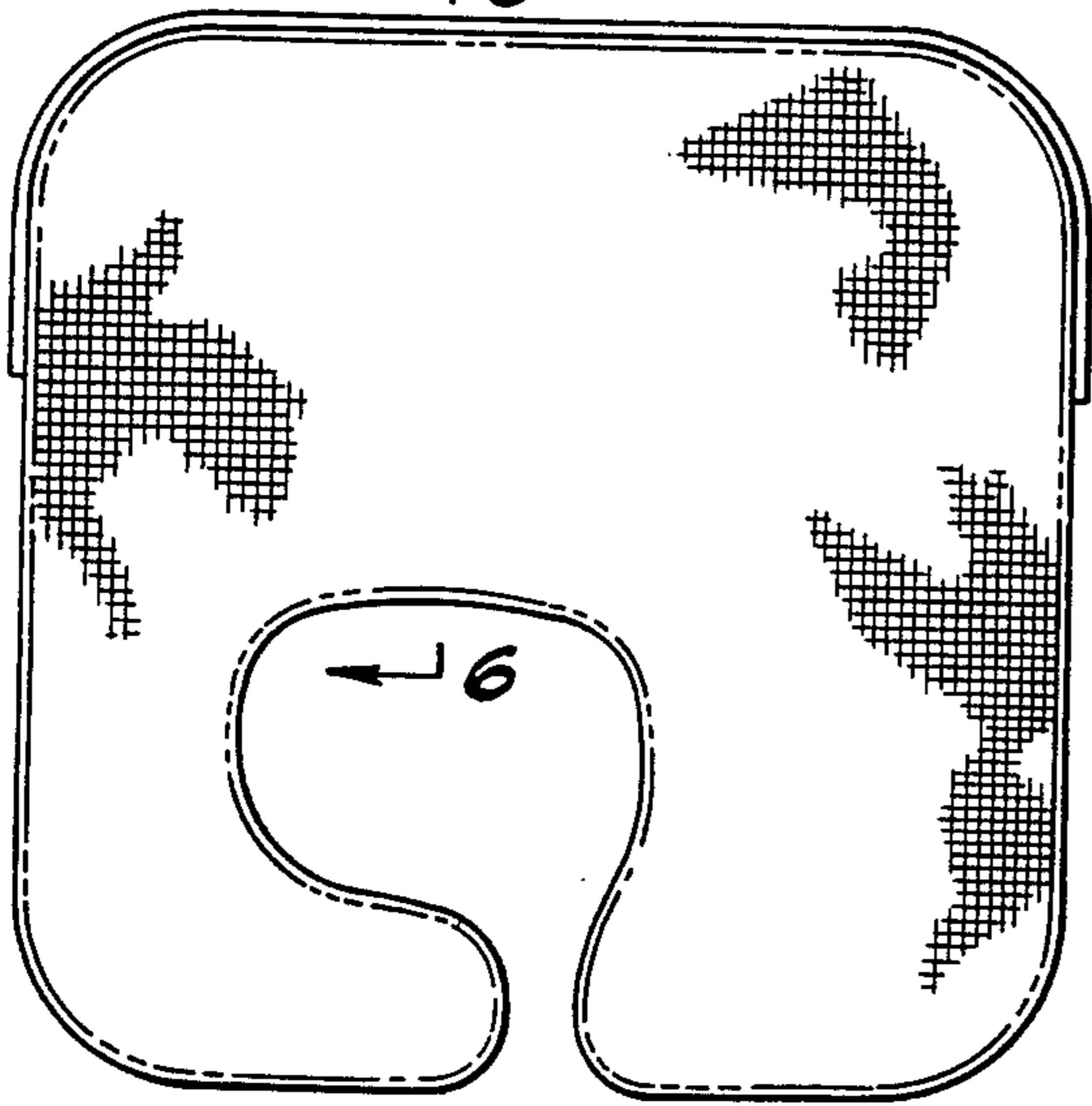


FIG. 2.




FIG. 3.

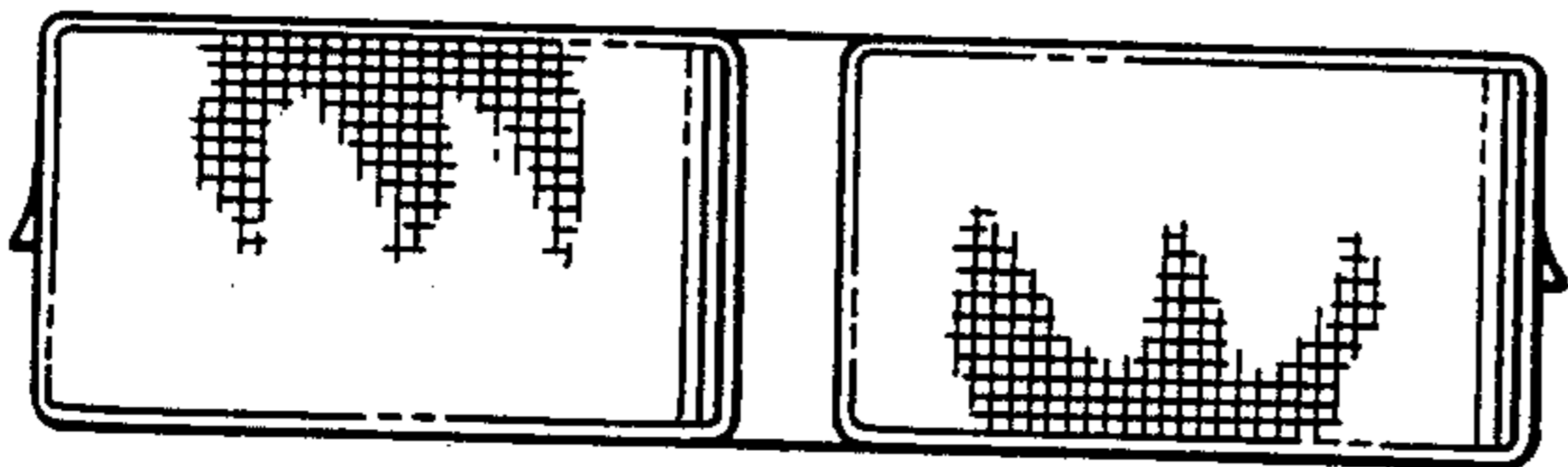


FIG. 4.

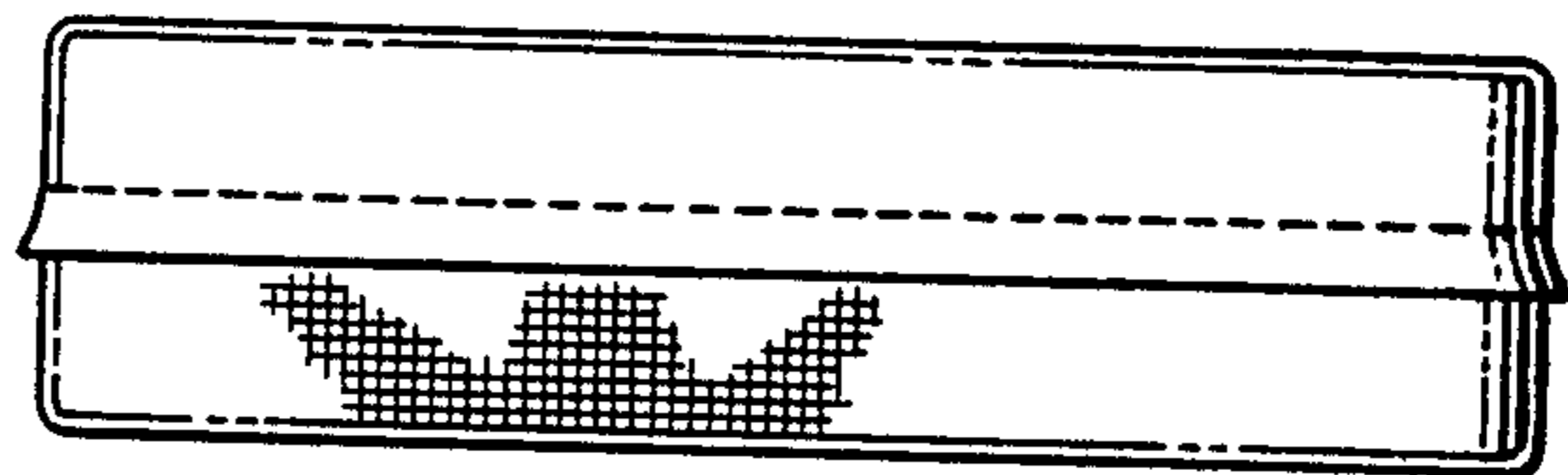


FIG. 5.

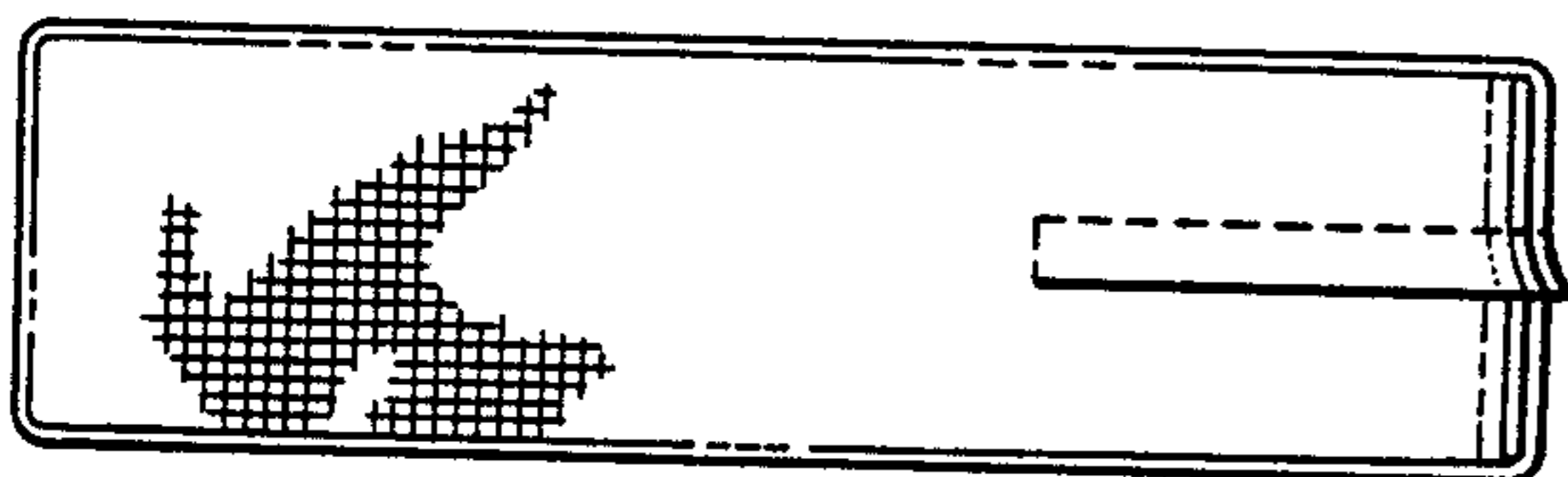


FIG. 6.

