

[54] SIMULATIVE TUMBLING TOY

[75] Inventors: Shinroku Nakao, Yokohama; Yoshiyasu Ishii; Susumu Matsumoto, both of Tokyo, all of Japan

[73] Assignee: Combi Co., Ltd., Tokyo, Japan

[\*\*] Term: 14 Years

[21] Appl. No.: 940,237

[22] Filed: Sep. 7, 1978

[30] Foreign Application Priority Data

May 26, 1978 [JP] Japan ..... 53/21523

[51] Int. Cl. .... D21-01

[52] U.S. Cl. .... D21/159

[58] Field of Search ..... D21/148, 150, 159, 168, D21/189, 64; 46/174, 175, 103, 104, 106, 107, 115, 119, 134, 147, 155

[56] References Cited

U.S. PATENT DOCUMENTS

D. 51,024	7/1917	Morse .....	D21/159
D. 65,707	9/1924	Stone et al. ....	D21/159
D. 149,935	6/1948	Cohn .....	D21/168
D. 216,320	12/1969	Smith .....	D21/159
D. 239,456	4/1976	Maloney .....	D21/159

Primary Examiner—Charles A. Rademaker  
Attorney, Agent, or Firm—Richard C. Sughrue

[57] CLAIM

The ornamental design for a simulative tumbling toy, as shown and described.

DESCRIPTION

FIG. 1 is a front, top and right side perspective view of a simulative tumbling toy showing our new design; FIG. 2 is a right side elevational view thereof, the left side being a mirror image thereof; FIG. 3 is a front elevational view thereof; FIG. 4 is a rear elevational view thereof; FIG. 5 is a top plan view thereof; and FIG. 6 is a bottom plan view thereof.




FIG. 1




FIG. 2

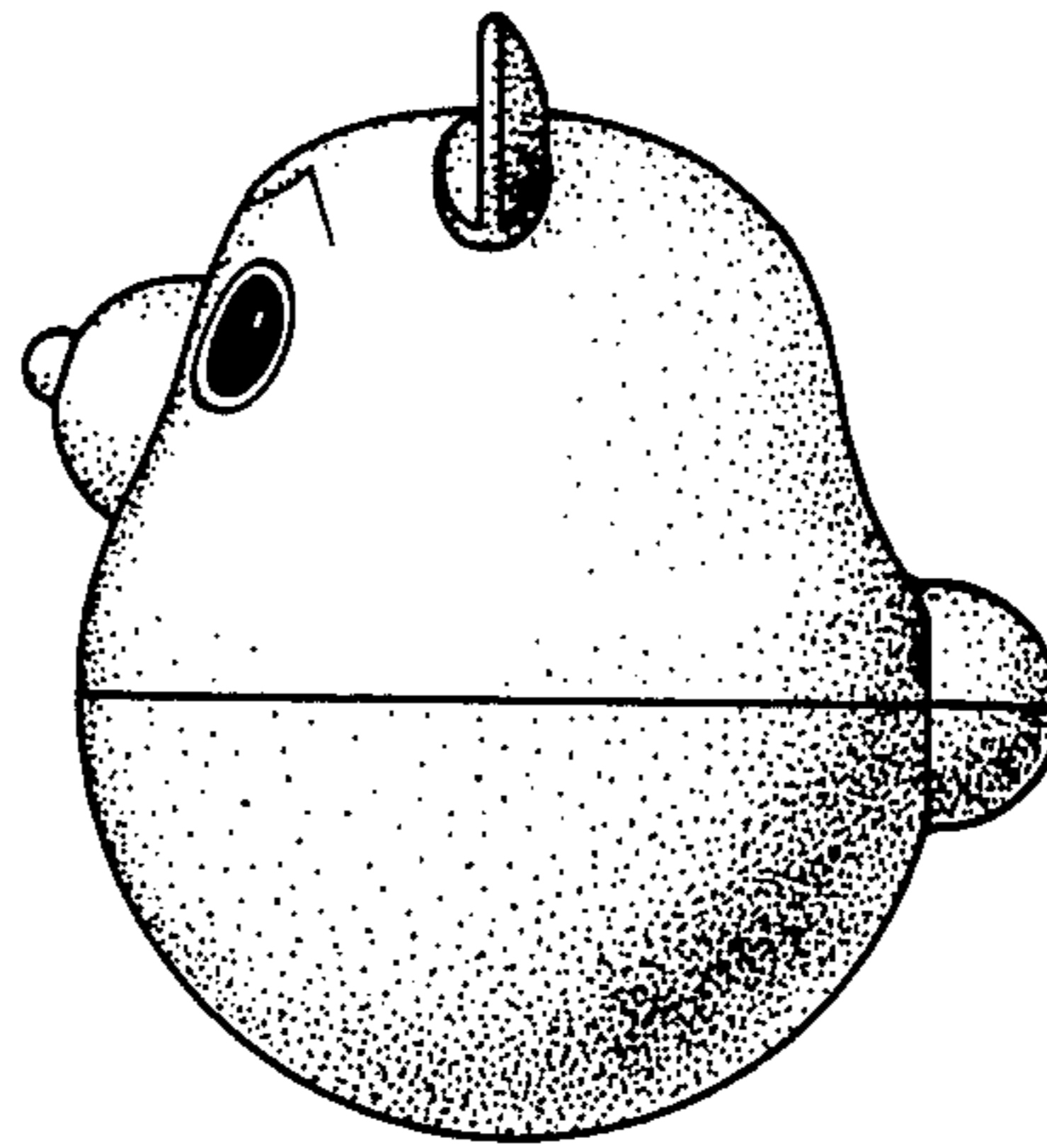


FIG. 3




FIG. 4

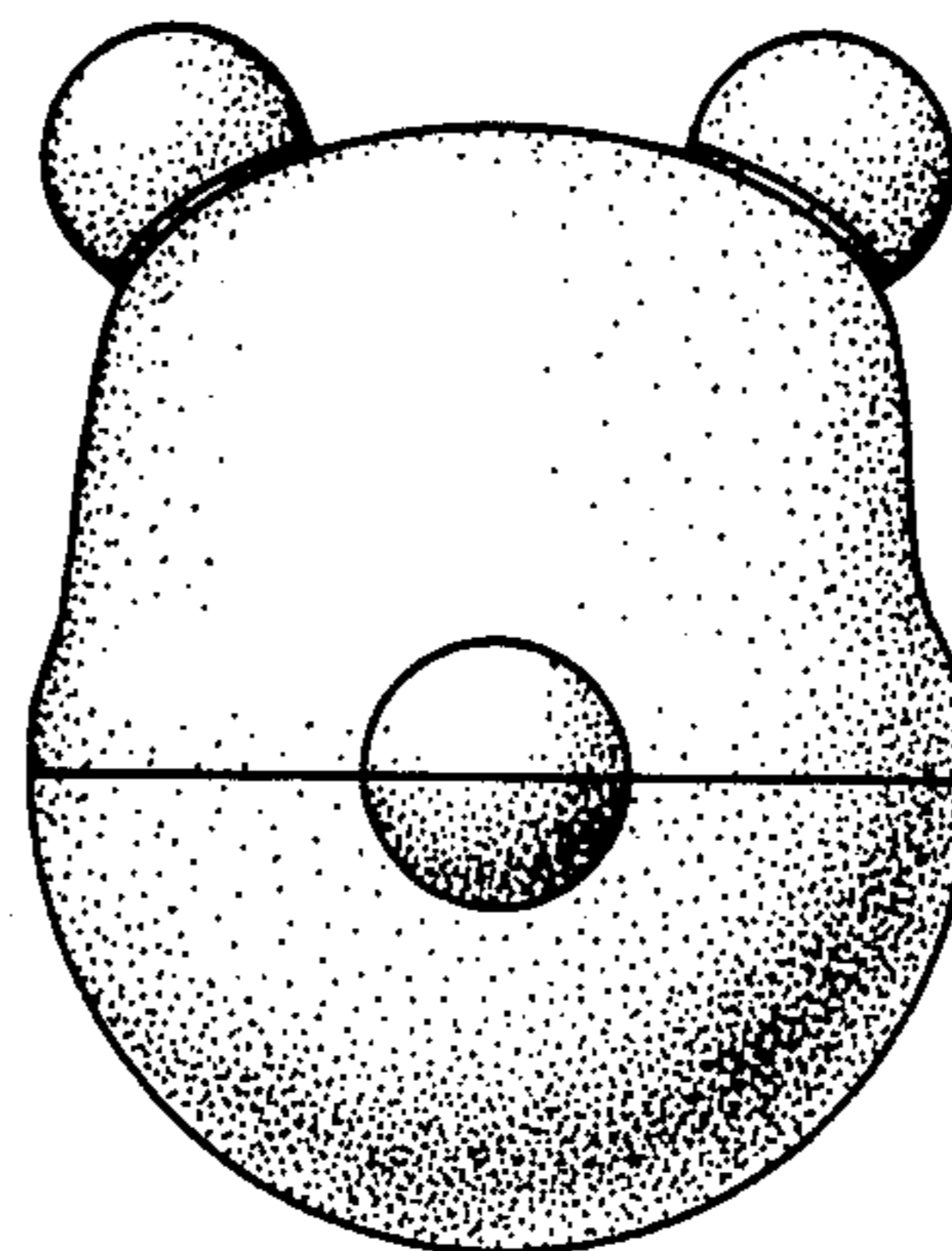


FIG. 5

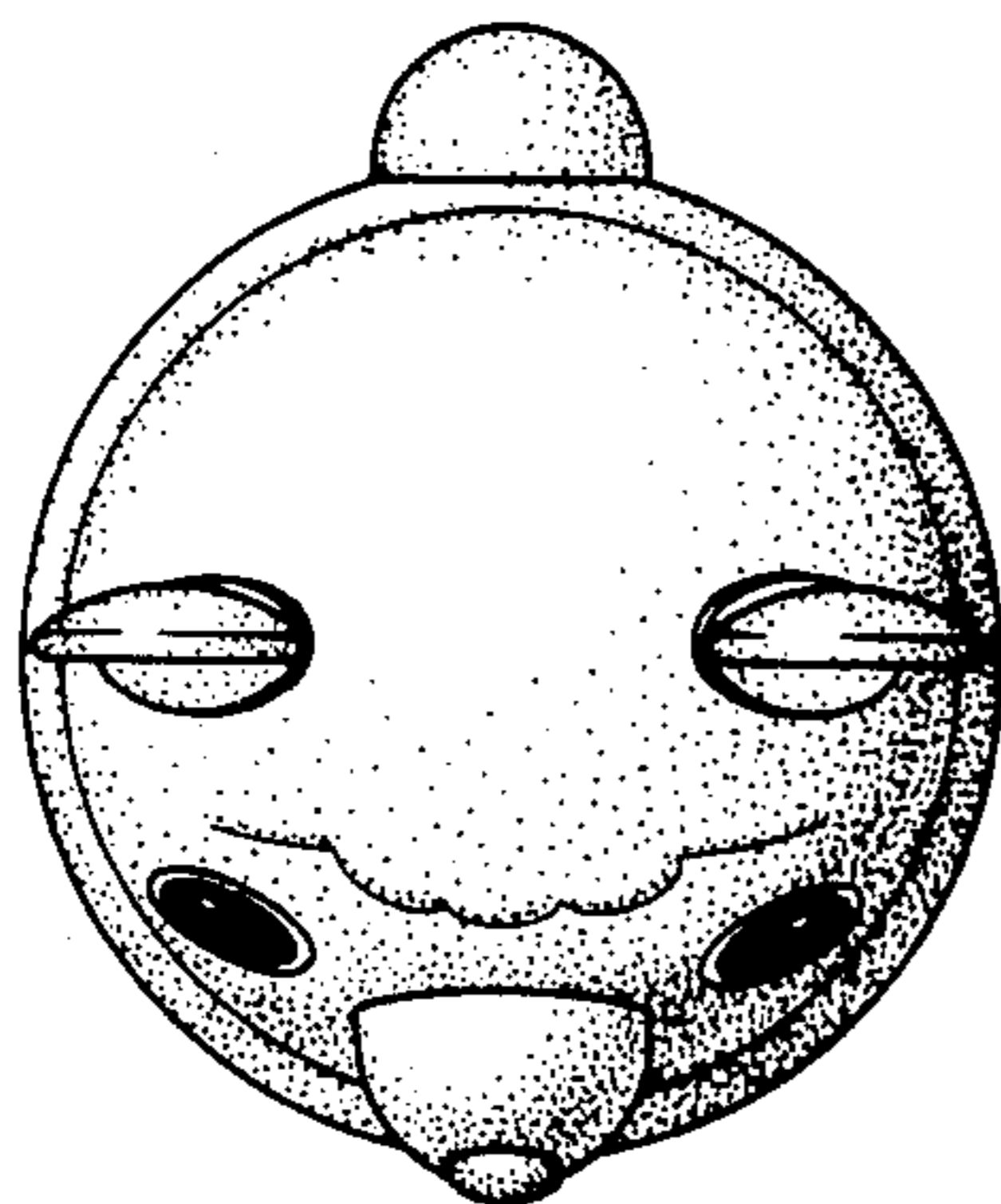


FIG. 6

