

[54] **SPEAKERPHONE**
 [75] Inventor: **Hans R. Camenzind**, Los Altos, Calif.
 [73] Assignee: **Tridar**, Sunnyvale, Calif.
 [**] Term: **14 Years**
 [21] Appl. No.: **873,164**
 [22] Filed: **Jan. 30, 1978**
 [51] Int. Cl. **D14-03**
 [52] U.S. Cl. **D14/57; D14/64**
 [58] Field of Search **D14/53, 63, 64, 57;**
 179/100 R, 100 D, 178, 179, 100 L

D. 245,500 8/1977 Fukushima D14/53
 3,659,050 4/1972 Carlsson et al. 179/100 L
 3,751,600 8/1973 Reichard, Jr. 179/100 L

FOREIGN PATENT DOCUMENTS

1393219 5/1975 United Kingdom 179/100 L

Primary Examiner—Bernard Ansher
Attorney, Agent, or Firm—Paul D. Flehr

[57] **CLAIM**

The ornamental design for a speakerphone, as shown and described.

DESCRIPTION

FIG. 1 is a perspective view of a speakerphone showing my new design;
 FIG. 2 is a side elevational view of the speakerphone;
 FIG. 3 is a front elevational view of the speakerphone;
 and
 FIG. 4 is a rear elevational view of the speakerphone.

[56] **References Cited**
U.S. PATENT DOCUMENTS

D. 226,199 1/1973 Breger D14/53
 D. 234,849 4/1975 Tyson et al. D14/53
 D. 238,079 12/1975 Heribertson et al. D14/53

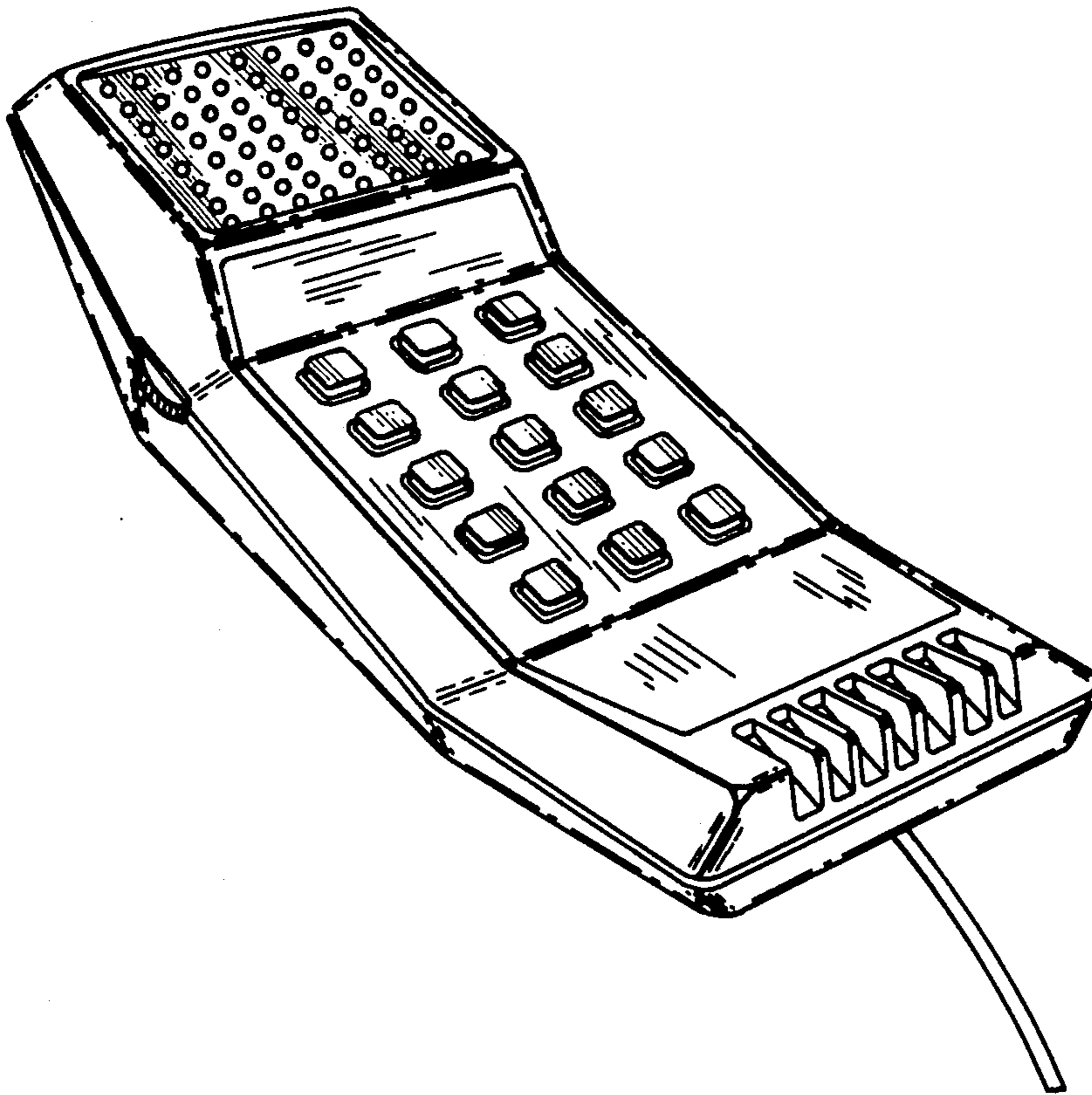


FIG.—1

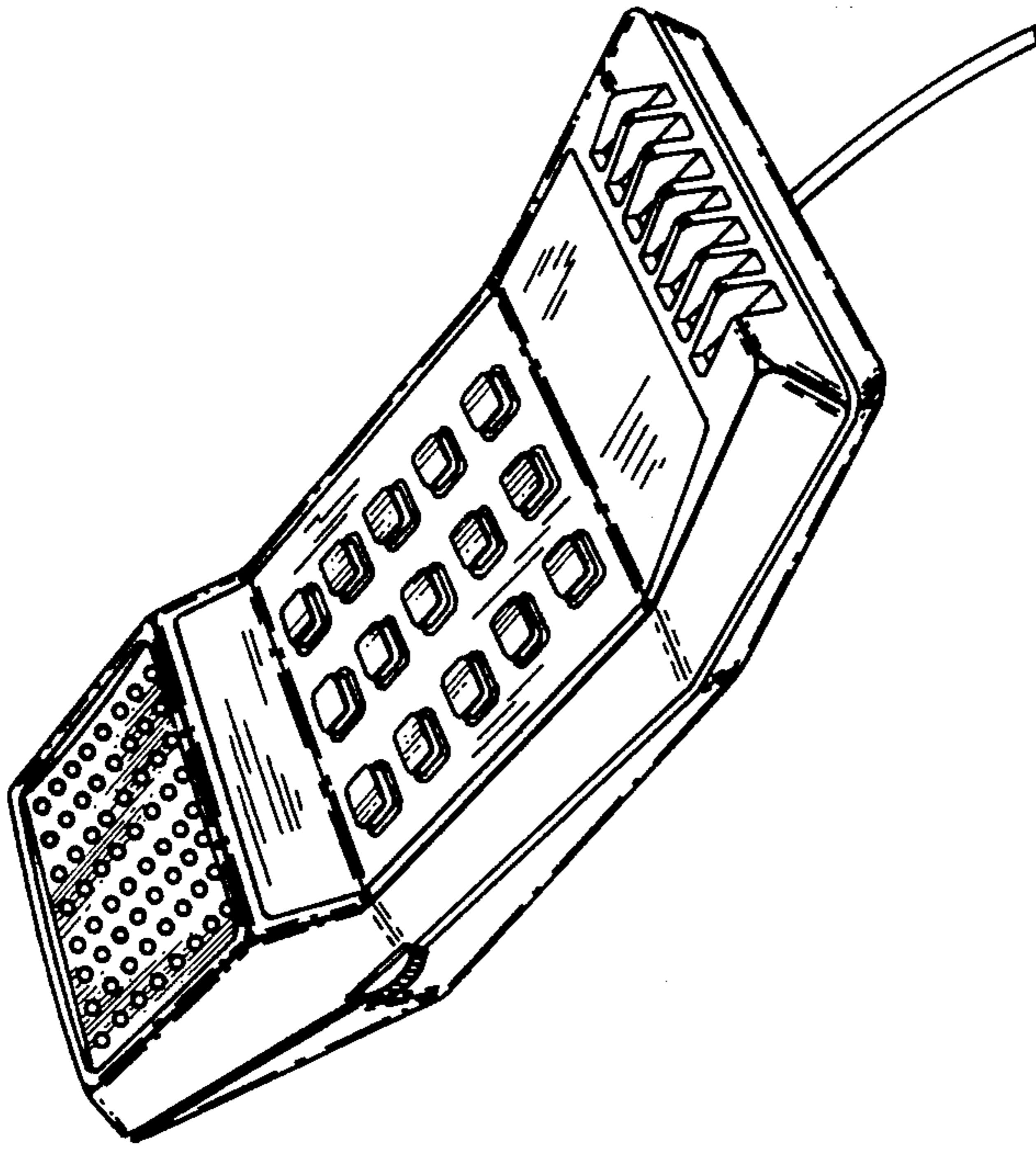


FIG.—2




FIG.—3

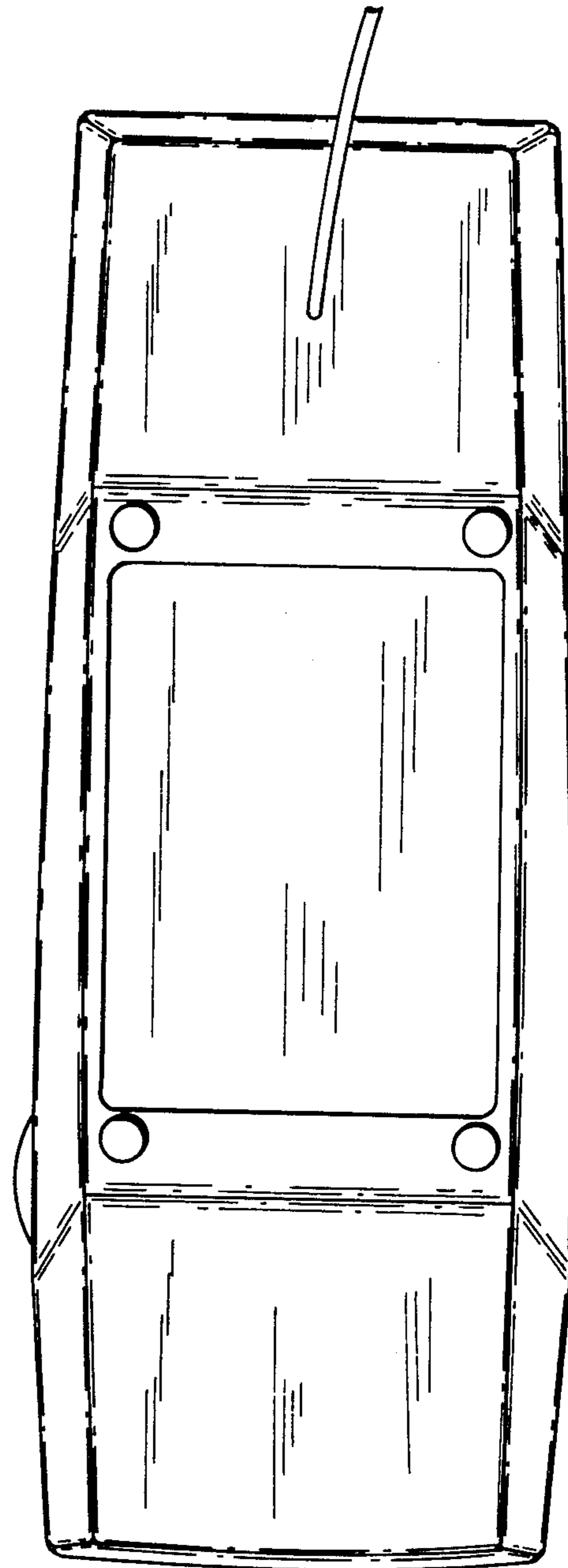


FIG.—4