

[54] **BICYCLE WHEEL OR SIMILAR ARTICLE**  
 [75] Inventor: **Lawrence F. Zielinski**, Toledo, Ohio  
 [73] Assignee: **NL Industries, Inc.**, New York, N.Y.  
 [\*\*] Term: **14 Years**  
 [21] Appl. No.: **45,983**  
 [22] Filed: **Jun. 6, 1979**

**Related U.S. Application Data**

[63] Continuation-in-part of Ser. No. 906,323, May 15, 1978, abandoned.  
 [51] Int. Cl. .... **D12-16**  
 [52] U.S. Cl. .... **D12/205**  
 [58] Field of Search ..... **D12/205, 209, 211; 301/63 R, 63 DD, 63 DT, 63 PW, 64 R, 64 SH, 64 SD, 65, 66**

[56] **References Cited**

**U.S. PATENT DOCUMENTS**

D. 45,844	5/1914	Strietelmeier .....	D12/205
D. 46,035	6/1914	Strietelmeier .....	D12/205
D. 235,431	6/1975	Scott .....	D12/205
907,991	12/1908	Goodfellow .....	301/65


*Primary Examiner*—James M. Gandy  
*Attorney, Agent, or Firm*—Gerald K. White

[57] **CLAIM**

The ornamental design for a bicycle wheel or similar article, as shown and described.

**DESCRIPTION**

FIG. 1 is a side elevation view of a bicycle wheel or similar article showing my new design;  
 FIG. 2 is an end elevation view thereof;  
 FIG. 3 is an enlarged cross-sectional view thereof taken on the line 3—3 of FIG. 1; and  
 FIG. 4 is an enlarged cross-sectional view thereof taken on the line 4—4 in FIG. 1.






Fig. 2


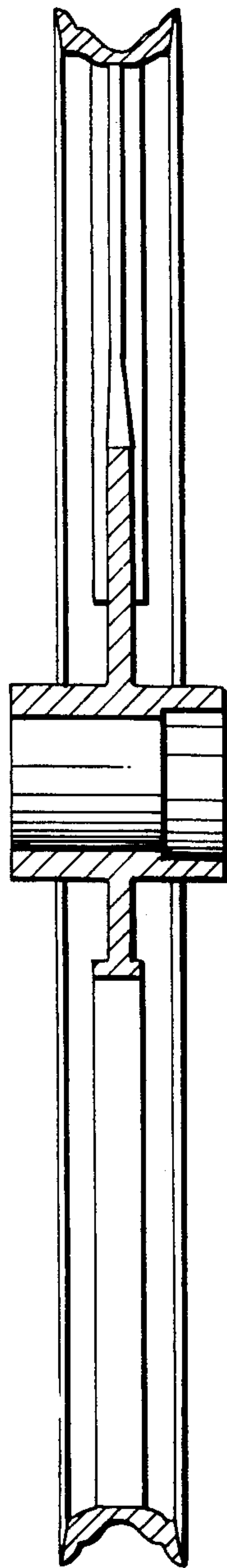


Fig. 1



*Fig. 3*



*Fig. 4*