

[54] WRIST WATCH

[76] Inventor: Keizo Muramatsu, 2-30-9, Hatsudai, Shibuya-Ku, Tokyo, Japan

[**] Term: 14 Years

[21] Appl. No.: 929,437

[22] Filed: Jul. 31, 1978

[30] Foreign Application Priority Data

Jun. 20, 1978 [JP] Japan 53-25417

[51] Int. Cl. D10-02

[52] U.S. Cl. D10/39; D10/30; D10/38

[58] Field of Search D10/30, 31, 32, 33, D10/34, 35, 36, 37, 38, 39; 58/88 R, 88 E, 88 G, 88 W, 88 WC, 53, 57, 58, 23 R, 50 R, 127 R, 152 R, 23 A, 23 BA, 23 C

[56] References Cited

U.S. PATENT DOCUMENTS

D. 93,390 9/1934 Graef D10/39
1,945,249 4/1934 Kehl D10/39 X

2,177,234 10/1939 Walser D10/39 X
3,357,703 12/1967 Hurley 58/152 R X

OTHER PUBLICATIONS

Jeweler's Circular-Keystone, 3/79-p. 36-Watch at right.
Jeweler's Circular-Keystone, 9/75, p. 129-Watch at top.

Primary Examiner—Nelson C. Holtje
Attorney, Agent, or Firm—Martin Fleit

[57] CLAIM

The ornamental design for wrist watch, substantially as shown and described.

DESCRIPTION

FIG. 1 is a front perspective view of a wrist watch showing my new design;
FIG. 2 is a front elevational view thereof;
FIG. 3 is a top plan view thereof;
FIG. 4 is a bottom plan view thereof;
FIG. 5 is a rear elevational view thereof;
FIG. 6 is a left side elevational view thereof;
FIG. 7 is a right side elevational view thereof;
FIG. 8 is a cross-sectional view thereof as taken from line A—A of FIG. 2.




FIG. 1




FIG. 3




FIG. 4




FIG. 2

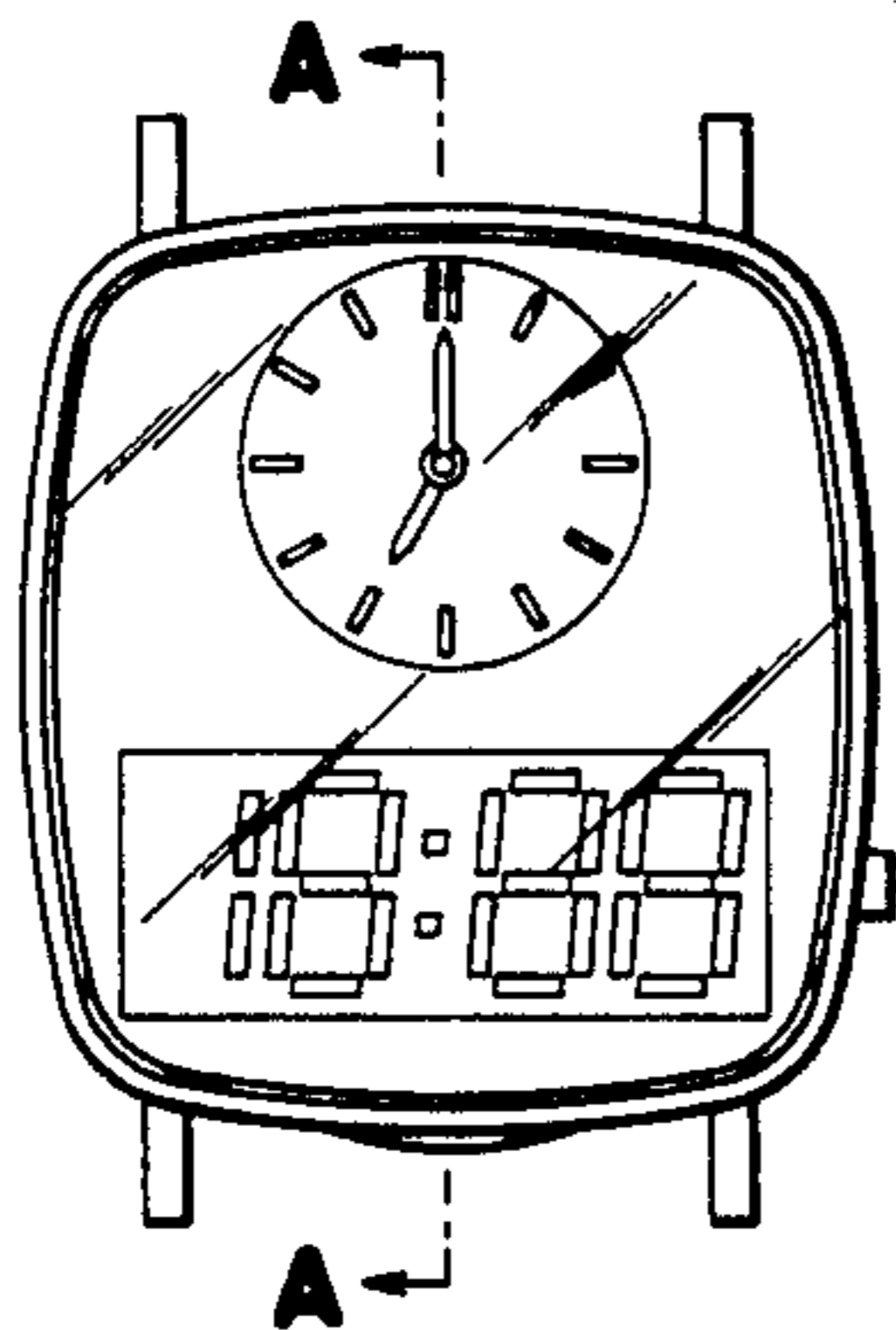


FIG. 5

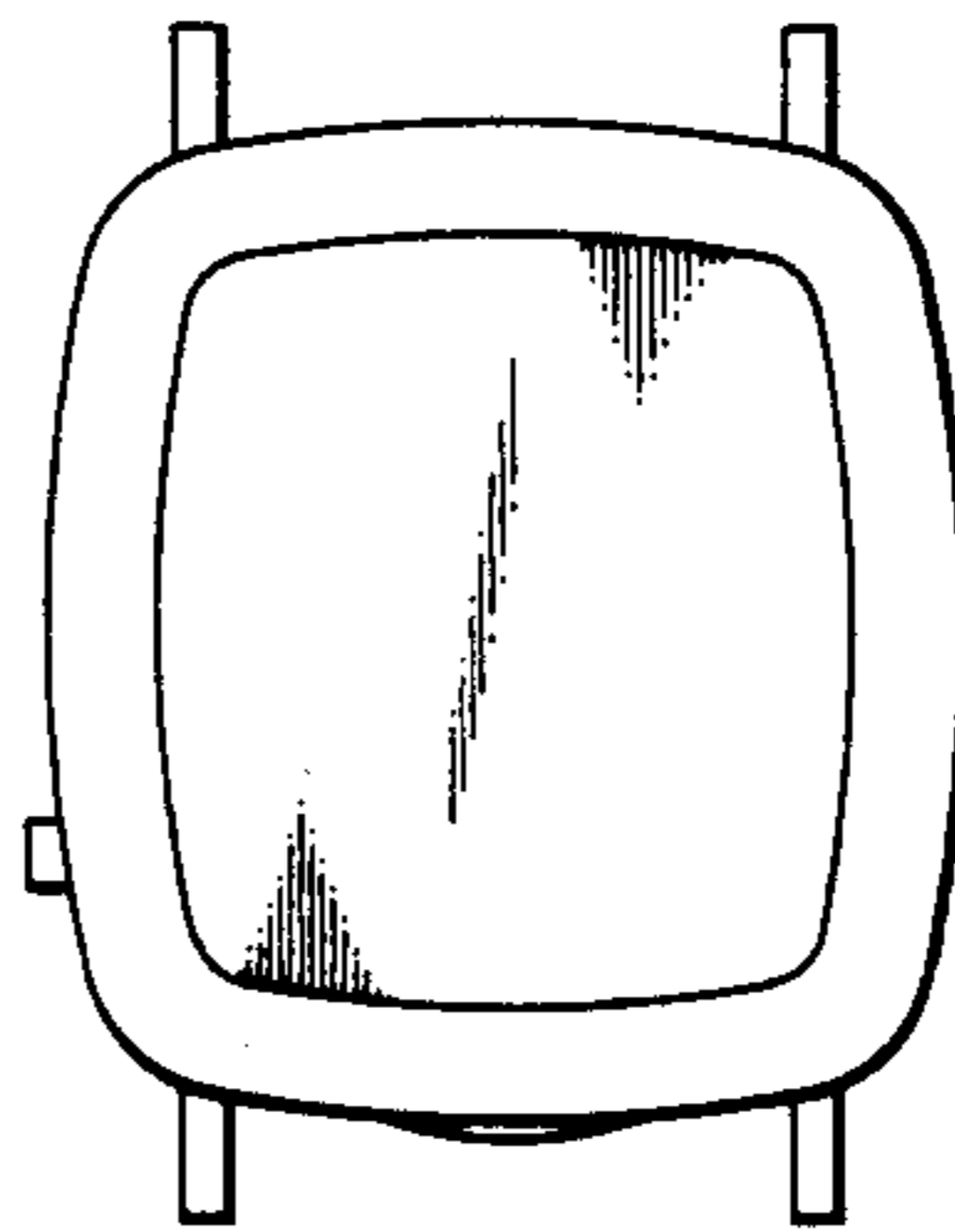


FIG. 6



FIG. 7




FIG. 8

