

[54] **COMBINED ROASTING PAN AND RACK**
 [75] Inventors: **David L. Painter**, Glenview, Ill.;
Robert C. Zinkgraf, West Bend, Wis.
 [73] Assignee: **Dart Industries Inc.**, Los Angeles,
 Calif.
 [**] Term: **14 Years**
 [21] Appl. No.: **18,483**
 [22] Filed: **Mar. 8, 1979**
 [51] Int. Cl. **D07-02**
 [52] U.S. Cl. **D7/96; D7/97**
 [58] Field of Search **D7/37, 3, 1, 21, 19,**
D7/3, 16, 18, 97, 85, 129, 130, 136; D9/219,
242

3,941,968 3/1976 MacMaster et al. **D7/130 X**
 4,140,340 2/1979 Cloutier **D7/21 X**

OTHER PUBLICATIONS

Retailing Home Furnishings (HFD), Sec. 3, Jan. 16,
 1978, p. 14, Eagle Micromasters, left col., Rack-2nd
 down.

Rosenthal "Polygon" Brochure, Printed 10-75, Platter
 shown in "Polygon White" panel.

Primary Examiner—Winifred E. Herrmann
Attorney, Agent, or Firm—Kenneth J. Hovet

[57] **CLAIM**

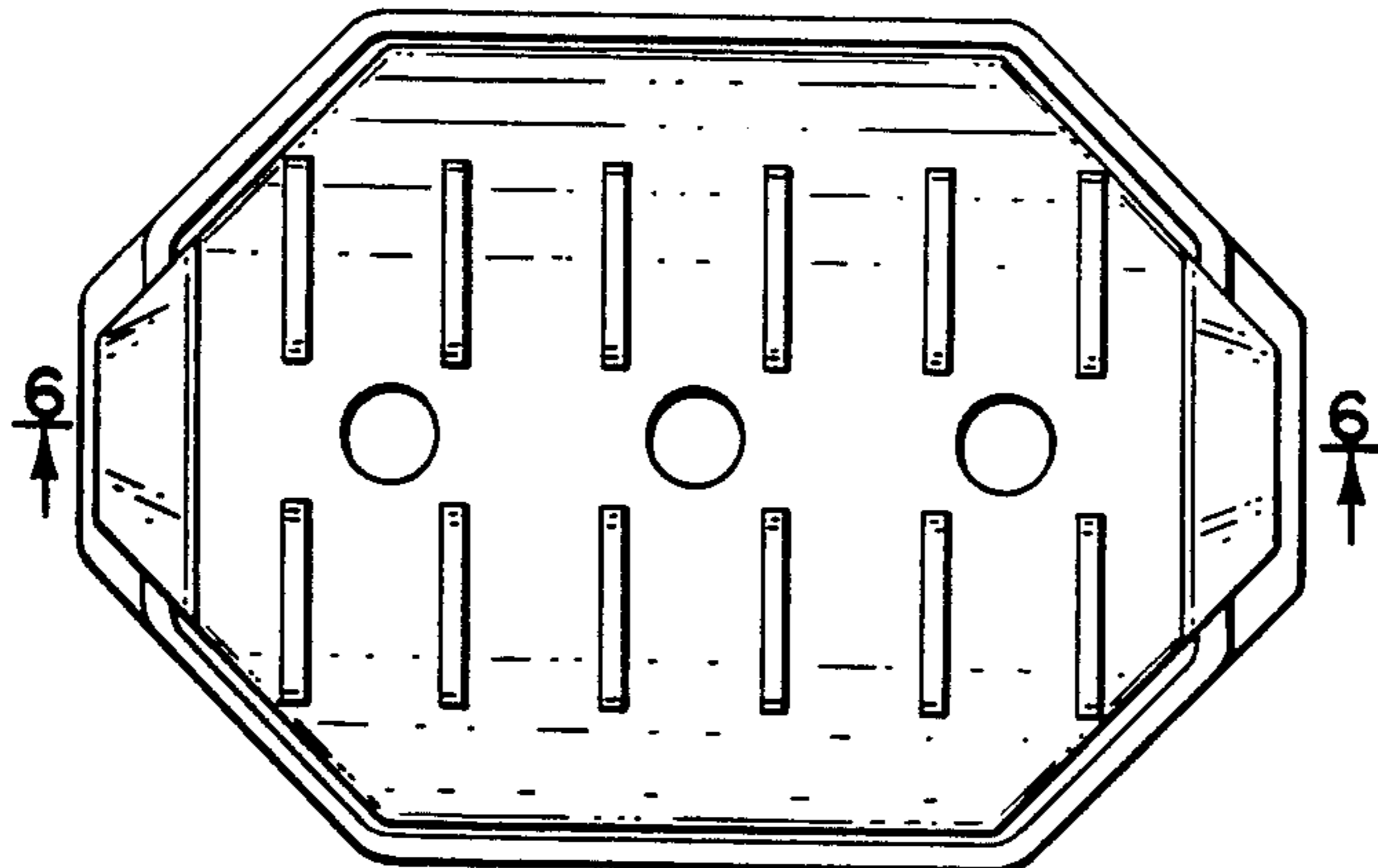

The ornamental design for a combined roasting pan and
 rack, substantially as shown.

DESCRIPTION

FIG. 1 is a perspective view of a combined roasting pan
 and rack showing our new design;
 FIG. 2 is a side elevational view;
 FIG. 3 is an end elevational view;
 FIG. 4 is a top plan view;
 FIG. 5 is a bottom plan view; and,
 FIG. 6 is an enlarged cross-sectional view taken along
 lines 6-6 of FIG. 4.

[56] **References Cited**
U.S. PATENT DOCUMENTS

D. 81,225	5/1930	Boattenhamer	D7/37
D. 152,043	12/1948	Talge	D7/94
D. 229,532	12/1973	Colato et al.	D7/136
1,568,742	1/1926	Jung	D7/96 X
3,292,528	12/1966	Mylar	D7/85 X



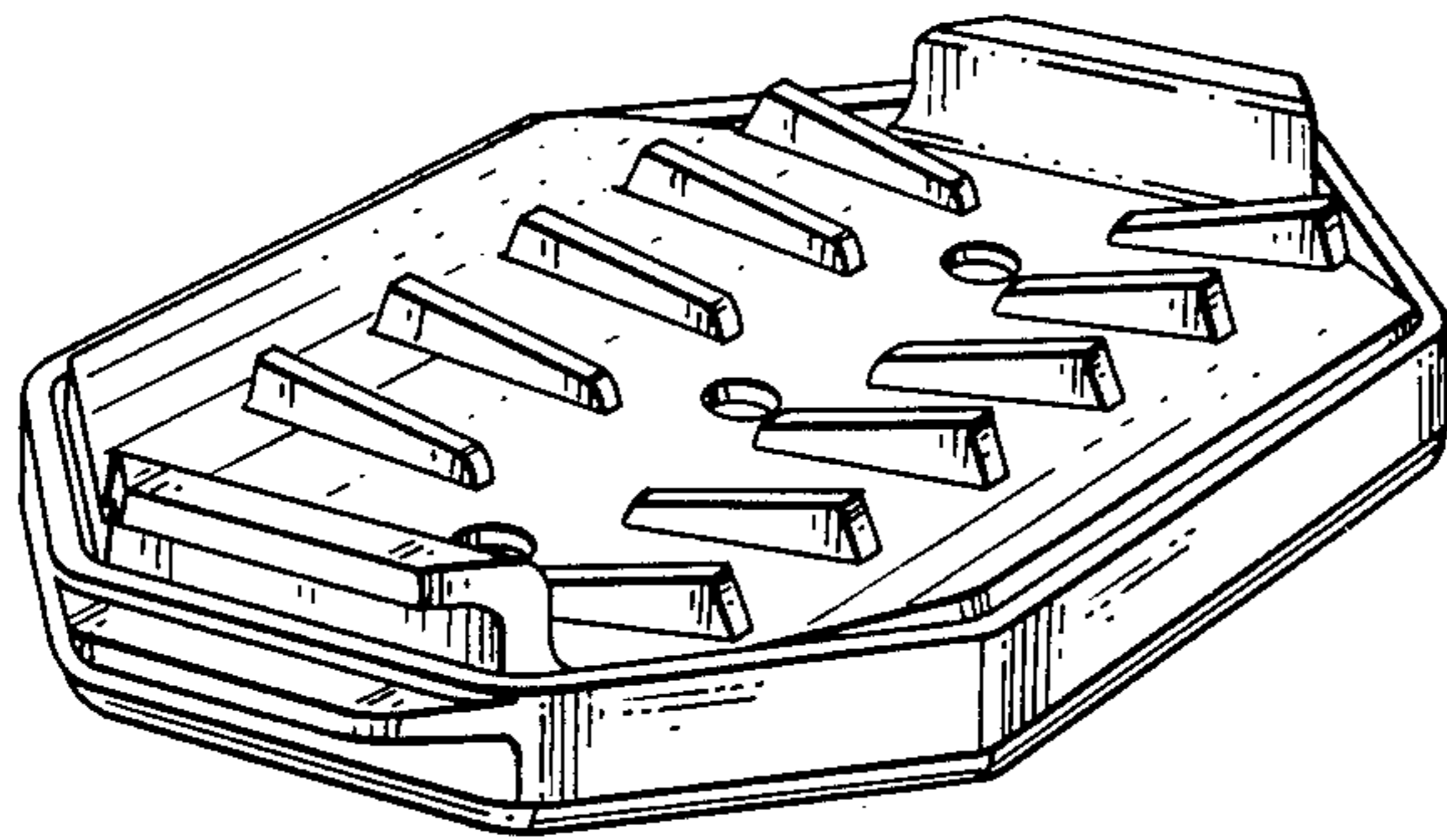


FIG. 1

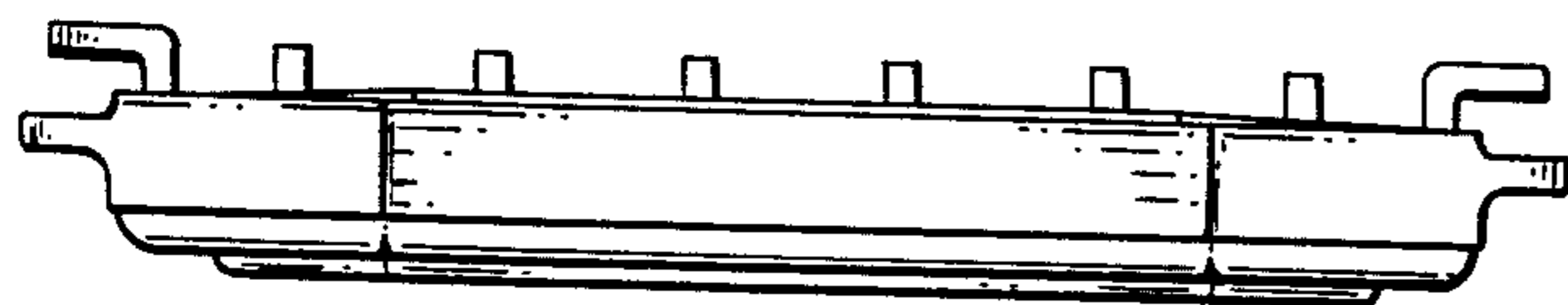


FIG. 2




FIG. 3

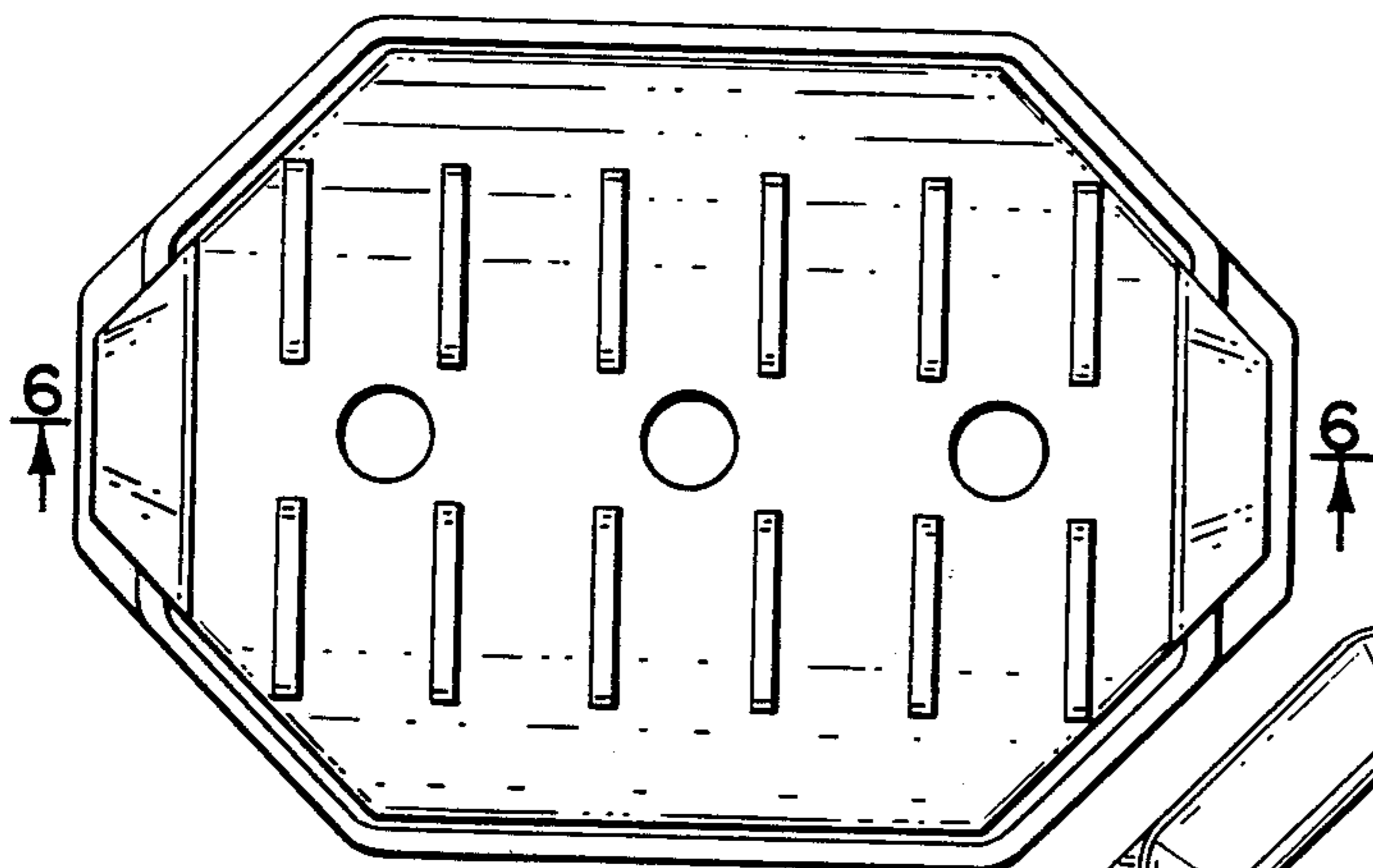


FIG. 4

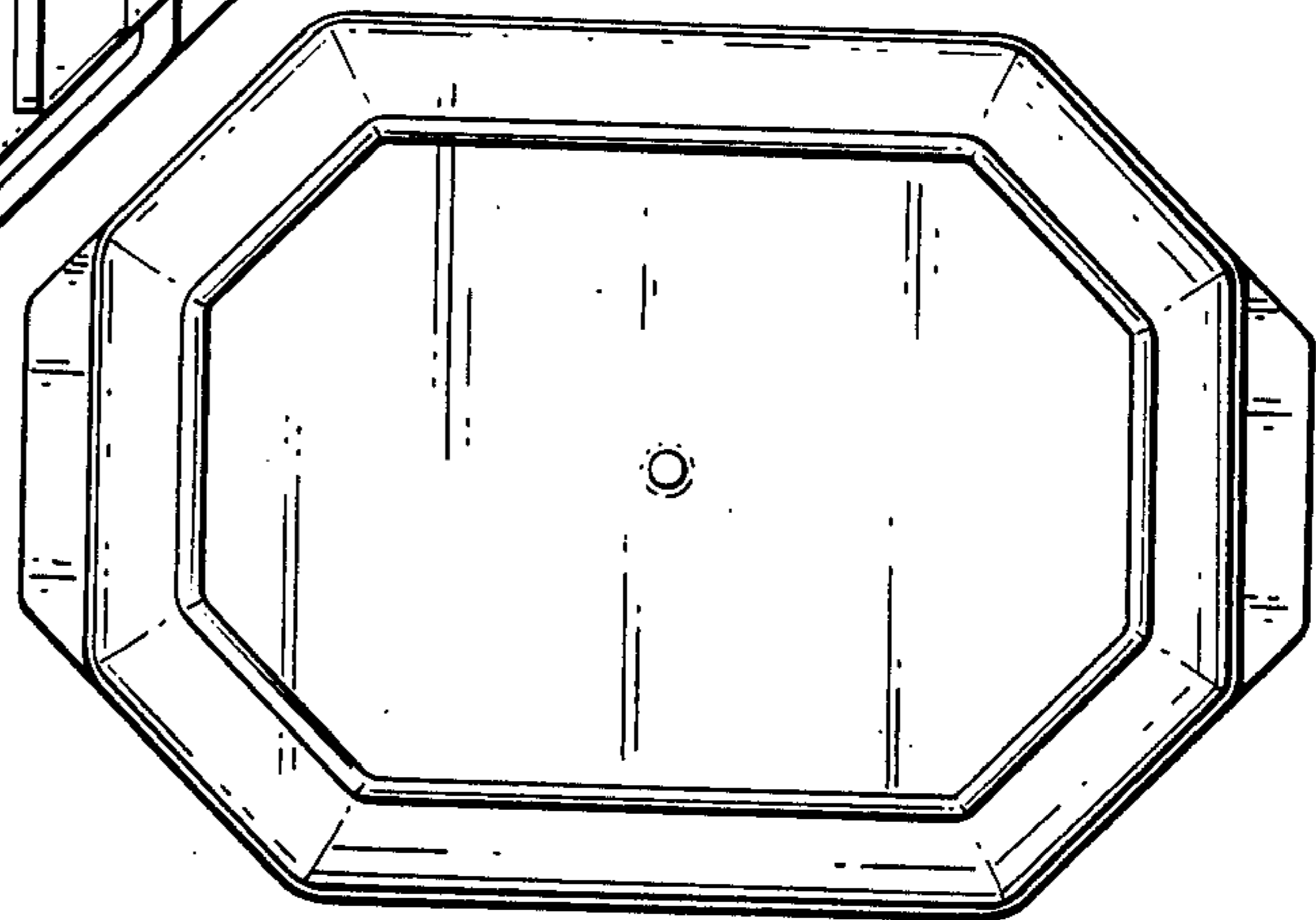


FIG. 5




FIG. 6