

[54] SUSPENDIBLE RECEPTACLE

3,120,297 2/1964 Riley 190/43

[76] Inventor: Robert F. Leishman, 604 Longfield Ave., Sherwood, Ark. 72116

Primary Examiner—Wallace R. Burke
Assistant Examiner—B. J. Bullock
Attorney, Agent, or Firm—Stephen D. Carver

[**] Term: 14 Years

[21] Appl. No.: 8,243

[57] CLAIM

[22] Filed: Feb. 1, 1979

The ornamental design for a suspendible receptacle, as shown and described.

[51] Int. Cl. D6—04

DESCRIPTION

[52] U.S. Cl. D6/113; D6/131; D6/249

FIG. 1 is a front perspective view of a suspendible receptacle showing my new design, the rear being flat and unornamental;

[58] Field of Search D6/113, 131, 249; D3/30; 150/1; 190/43; 211/113, 115

FIG. 2 is a side elevational view taken from the right of FIG. 1; and


[56] References Cited

U.S. PATENT DOCUMENTS

FIG. 3 is a top plan view thereof.

1,495,220	5/1924	Carroll	150/1
2,710,638	6/1955	Ford	150/1

The cross-line shading which is partially shown in FIG. 1 is understood to represent conventional fabric and repeat across the entire surface.






FIG. 1



FIG. 2

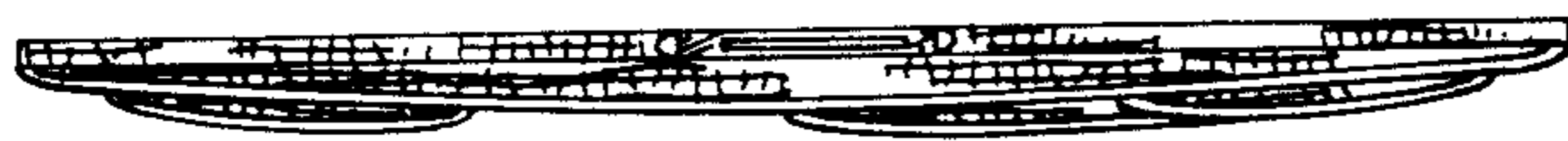


FIG. 3