

[54] BATHROOM FIXTURE FOR TOOTHPASTE TUBES AND TOOTHBRUSHES

[76] Inventor: Anthony A. Musiano, 1040 Landis Ave., Kiston Towers 10-D, Vineland, N.J. 08360

[**] Term: 14 Years

[21] Appl. No.: 19,759

[22] Filed: Mar. 12, 1979

[51] Int. Cl. D23-02

[52] U.S. Cl. D6/91; D6/87; D6/94

[58] Field of Search D6/87, 91, 94; 248/108; 222/92, 93, 99, 100, 105, 180

[56] References Cited

U.S. PATENT DOCUMENTS

1,451,119	4/1923	Schroeder et al.	222/180
2,069,018	1/1937	Rayburn	222/93
2,423,669	7/1947	Winslow	248/108
2,515,711	7/1950	Holloway et al.	D6/87
2,619,310	11/1952	Winslow	248/108
2,883,087	4/1959	Nichols	D6/87
3,954,205	5/1976	Williams	222/100

Primary Examiner—Wallace R. Burke
Assistant Examiner—B. J. Bullock
Attorney, Agent, or Firm—Norman E. Lehrer

[57] CLAIM

The ornamental design for a bathroom fixture for toothpaste tubes and toothbrushes, substantially as shown and described.

DESCRIPTION

FIG. 1 is a perspective view of a "bathroom fixture for toothpaste tubes and toothbrushes" showing my new design, wherein my design is embodied in a toothpaste dispenser, the rear of the mounting bracket being flat and unornamented;

FIG. 2 is a perspective view showing the side opposite that shown in FIG. 1;

FIG. 3 is a bottom perspective view of FIG. 2, and

FIG. 4 is a perspective view of a second embodiment of the design of FIG. 1 wherein my design is embodied in a combined toothpaste dispenser and toothbrush holder, the only difference being the indented curvature of the bracket to accommodate the hooks.

The toothpaste tube and toothbrush are shown in broken lines in FIG. 4 for illustrative purposes only.

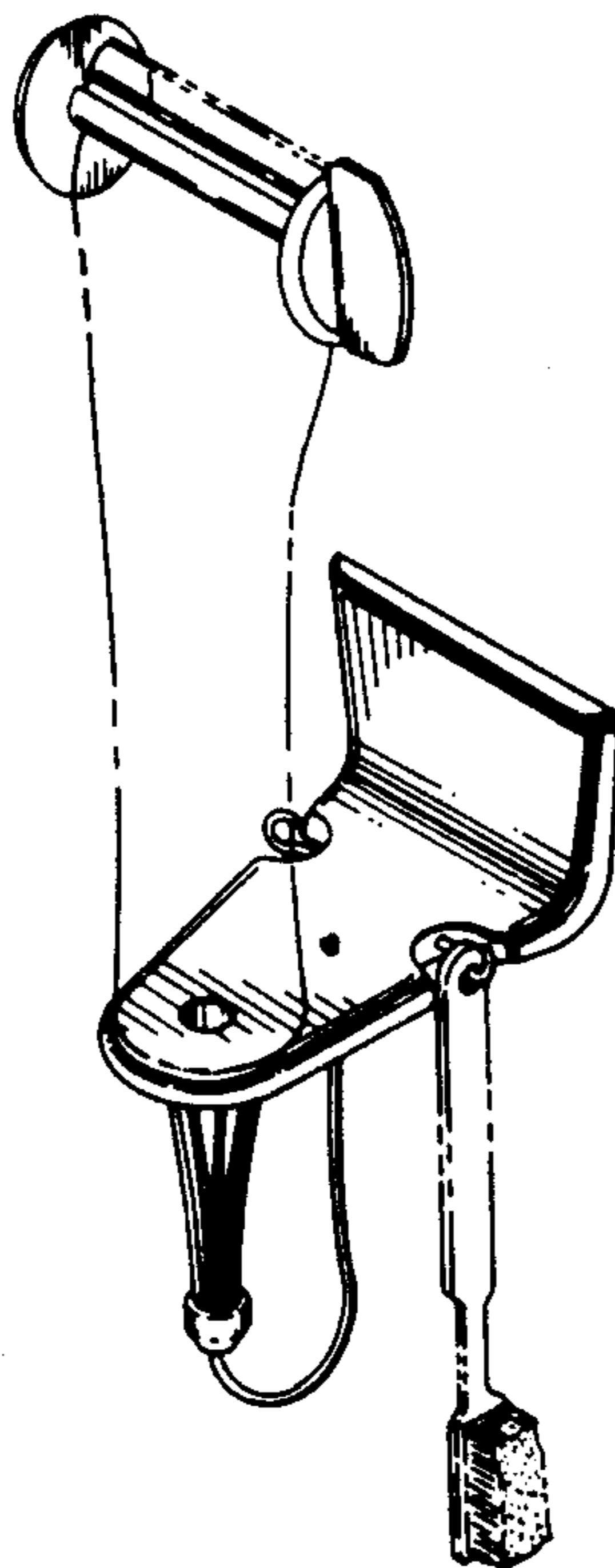


Fig. 1

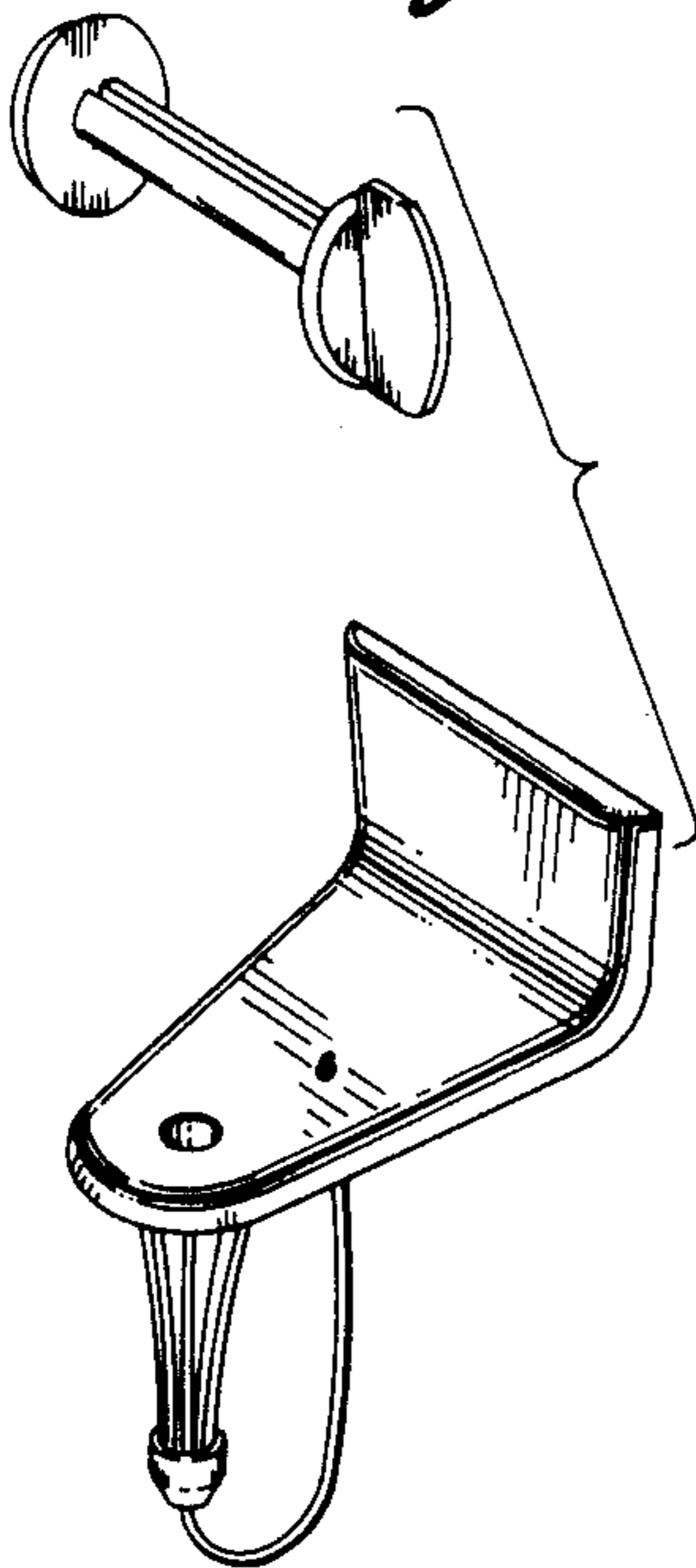


Fig. 2

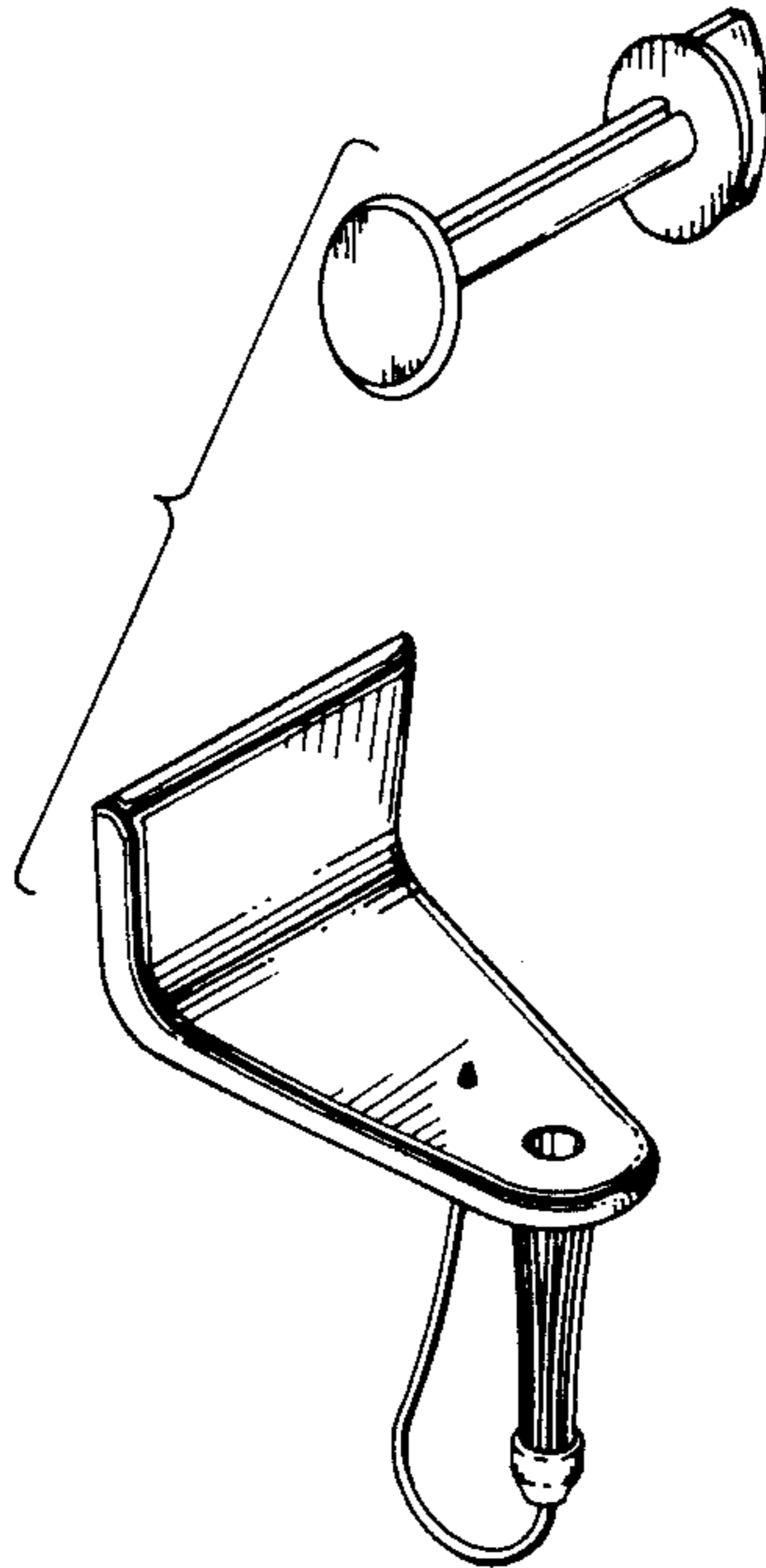


Fig. 3

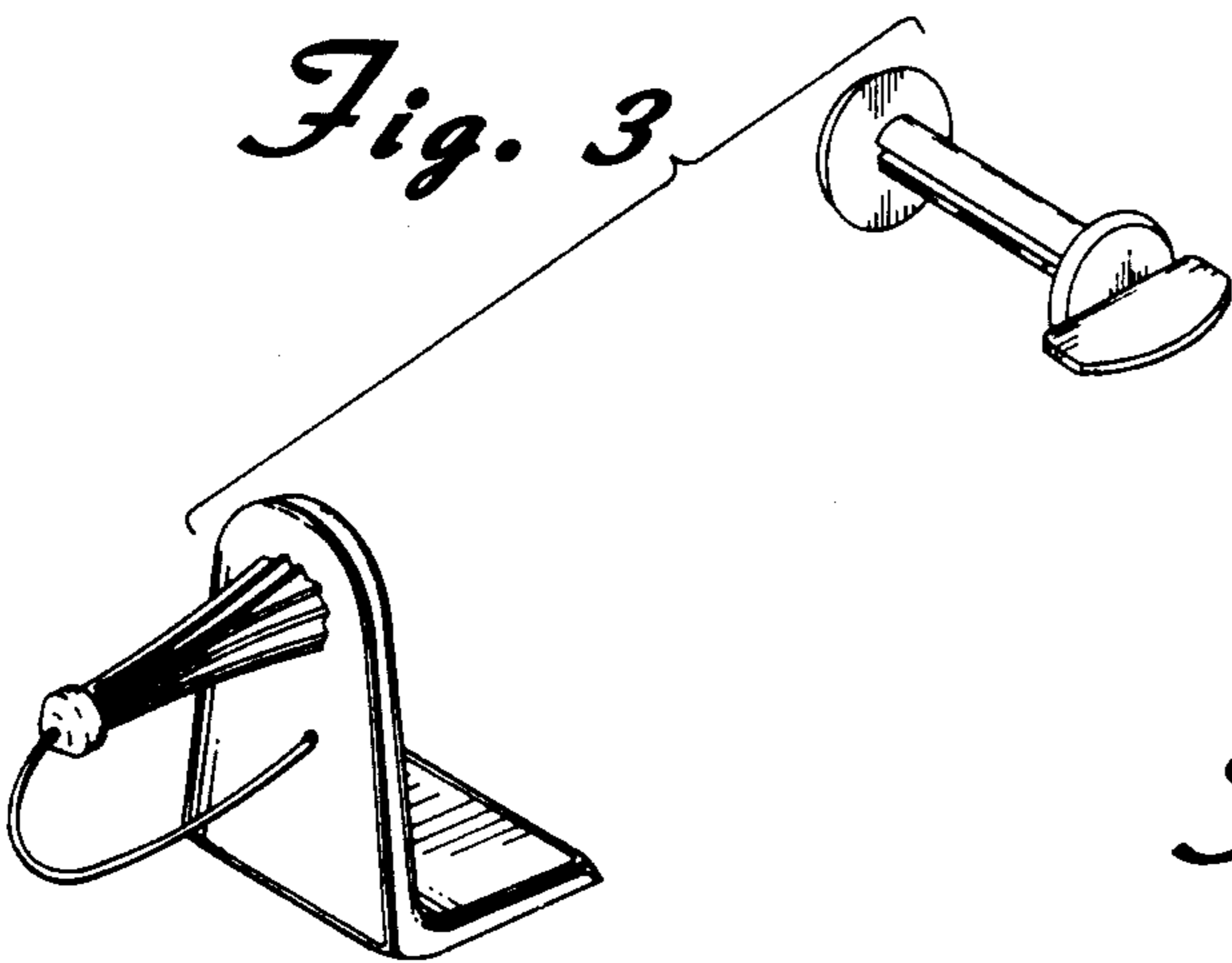


Fig. 4

