

[54] STRAND AND ROD GAUGE

[76] Inventor: Russell E. Johns, 455 Rowland Blvd.,
Novato, Calif. 94947

[**] Term: 14 Years

[21] Appl. No.: 920,370

[22] Filed: Jun. 29, 1978

[51] Int. Cl. D10-04

[52] U.S. Cl. D10/64

[58] Field of Search D10/64, 70, 61-64;
33/168 R, 174 G, 174 B, 178 B, 199 R, 168 A

[56] References Cited

U.S. PATENT DOCUMENTS

D. 25,719	6/1896	Smith	D10/64
D. 200,174	1/1965	Califra	D10/64
807,758	12/1905	Marx	D10/62
950,221	2/1910	Bernhardt	33/178 B

1,638,885	8/1927	Shea	33/168 R
1,881,651	10/1932	Judge	33/168 A
2,981,005	4/1961	Moe	33/178 B
3,209,463	10/1965	Schorr	33/199 R


Primary Examiner—Nelson C. Holtje
Attorney, Agent, or Firm—Melvin R. Stidham

[57] CLAIM

The ornamental design for a strand and rod gauge, as shown and described.

DESCRIPTION

FIG. 1 is a top perspective view of a strand and rod gauge showing my new design;
FIG. 2 is a top plan view thereof, the bottom being a mirror image thereto;
FIG. 3 is a left side elevational view of FIG. 2;
FIG. 4 is a right side elevational view of FIG. 2;
FIG. 5 is a front elevational view of FIG. 2;
FIG. 6 is a rear elevational view of FIG. 2.



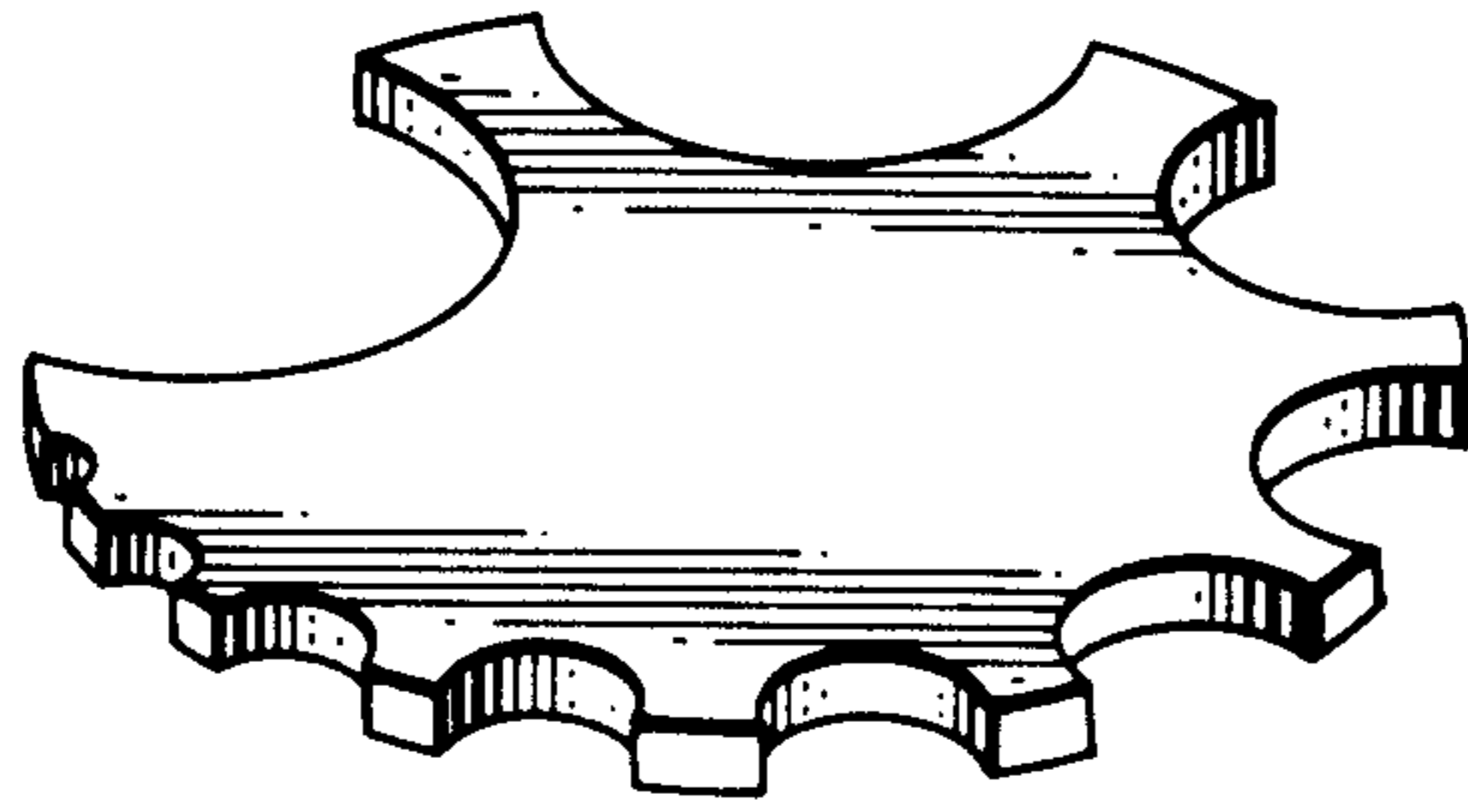


FIG. 1



FIG. 6



FIG. 3




FIG. 2



FIG. 4



FIG. 5