

[54] WRIST WATCH

[76] Inventor: Keizo Muramatsu, 2-30-9, Hatsudai, Shibuya-ku, Tokyo, Japan

[\*\*] Term: 14 Years

[21] Appl. No.: 929,436

[22] Filed: Jul. 31, 1978

[51] Int. Cl. .... D10-02

[52] U.S. Cl. .... D10/39; D10/30

[58] Field of Search ..... D10/30, 31, 32, 33, D10/34, 35, 36, 37, 38, 39; 58/88 R, 88 W, 88 WC, 88 G, 88 E, 127 R, 152 R, 57, 58, 53

[56] References Cited

U.S. PATENT DOCUMENTS

D. 93,390	9/1934	Graef .....	D10/39
1,954,249	4/1934	Kehl .....	D10/39
2,177,234	10/1939	Walser .....	D10/39 X

OTHER PUBLICATIONS

*Jewelers' Circular-Keystone*-Mar. 1979-p. 36-Watch at right.

*Jewelers' Circular-Keystone*-Sep. 1975-p. 129-Watch at top.

Primary Examiner—Nelson C. Holtje  
Attorney, Agent, or Firm—Martin Fleit

[57] CLAIM

The ornamental design for wrist watch, substantially as shown and described.

DESCRIPTION

FIG. 1 is a front perspective view of a wrist watch showing my new design;

FIG. 2 is a front elevational view thereof;

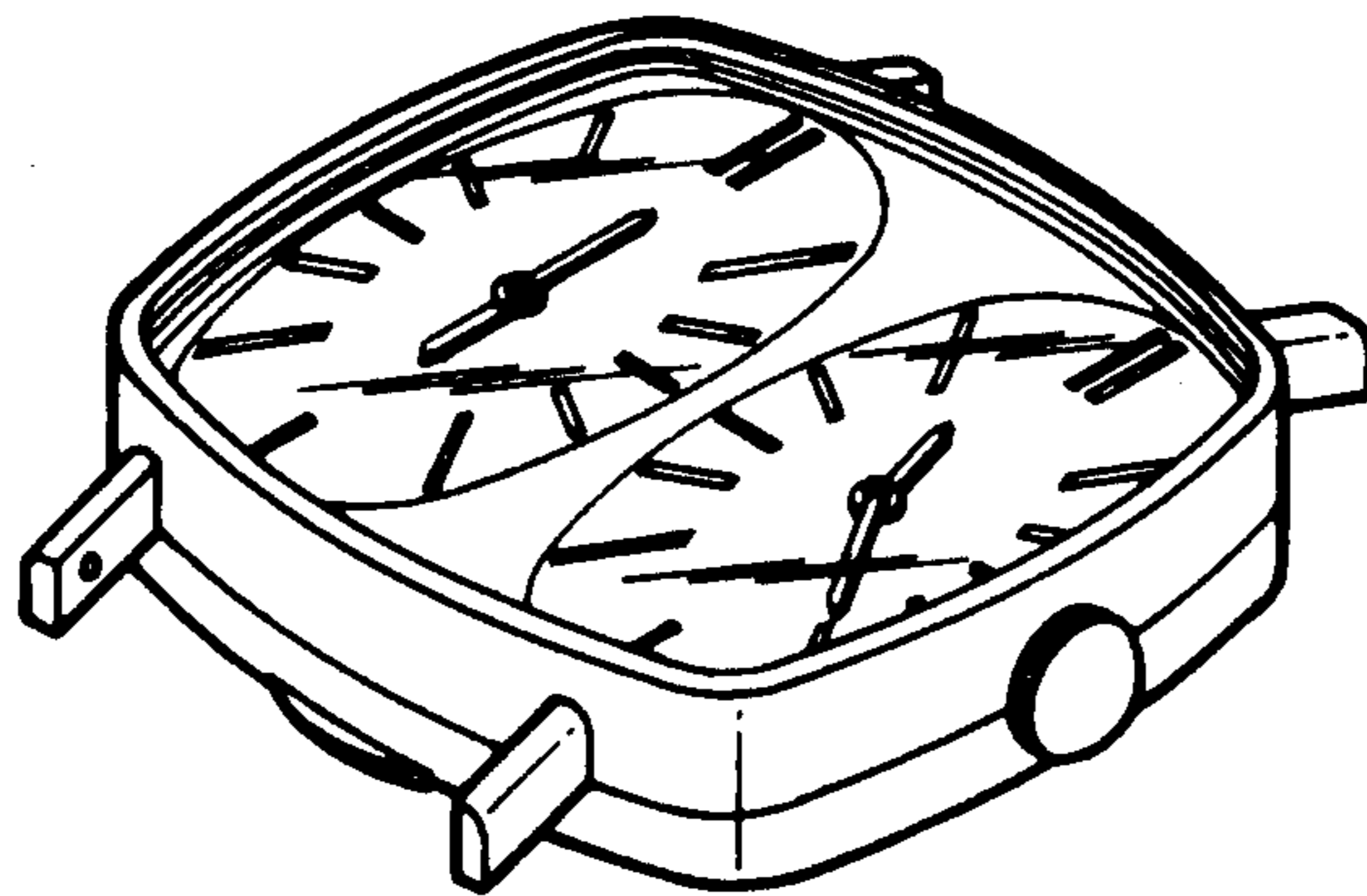
FIG. 3 is a top plan view thereof;

FIG. 4 is a bottom plan view thereof;


FIG. 5 is a rear elevational view thereof;

FIG. 6 is a right side elevational view thereof, the left side being a mirror image thereto;


FIG. 7 is a cross-sectional view thereof as taken from line A—A of FIG. 2.




**FIG. 1**



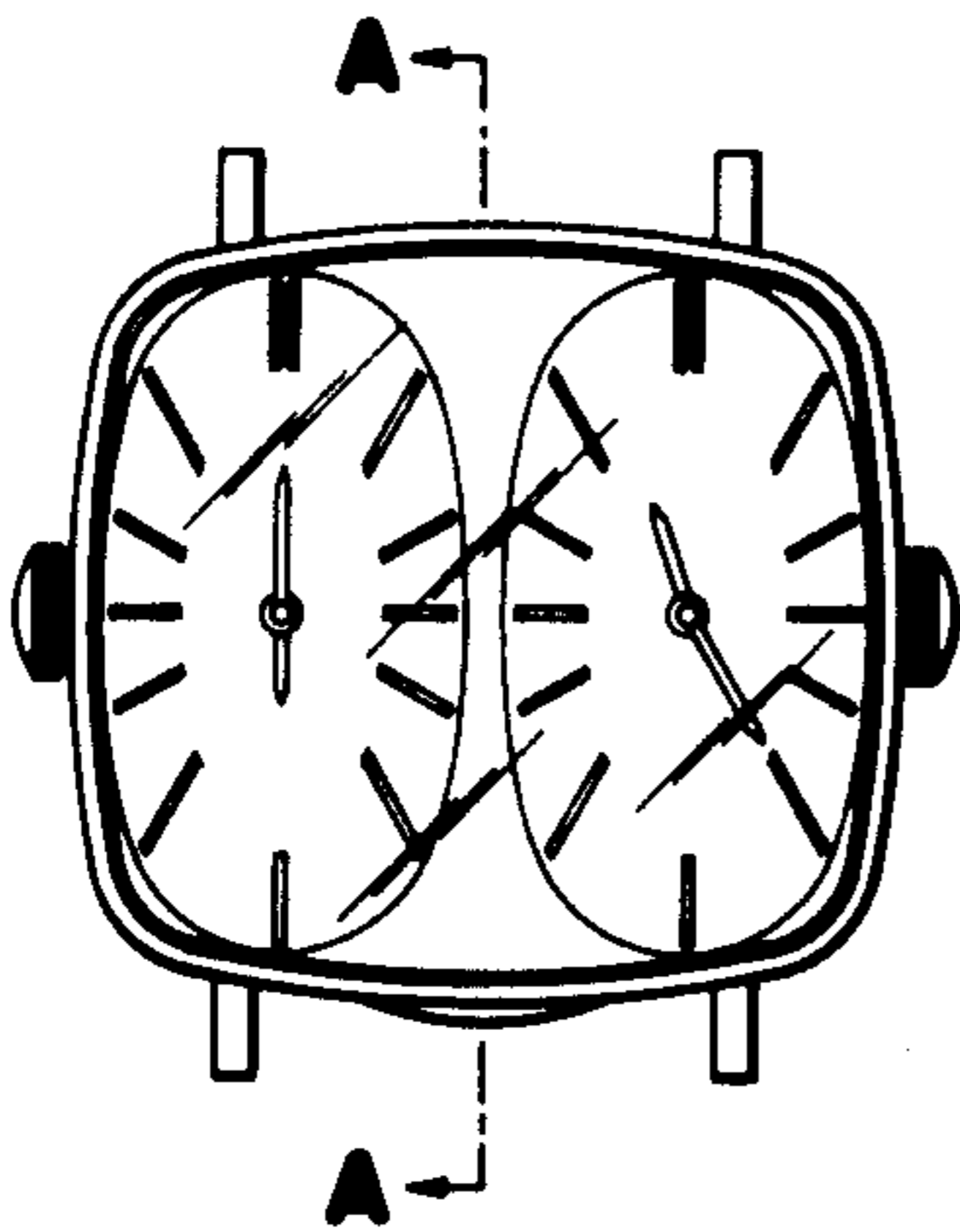
**FIG. 3**



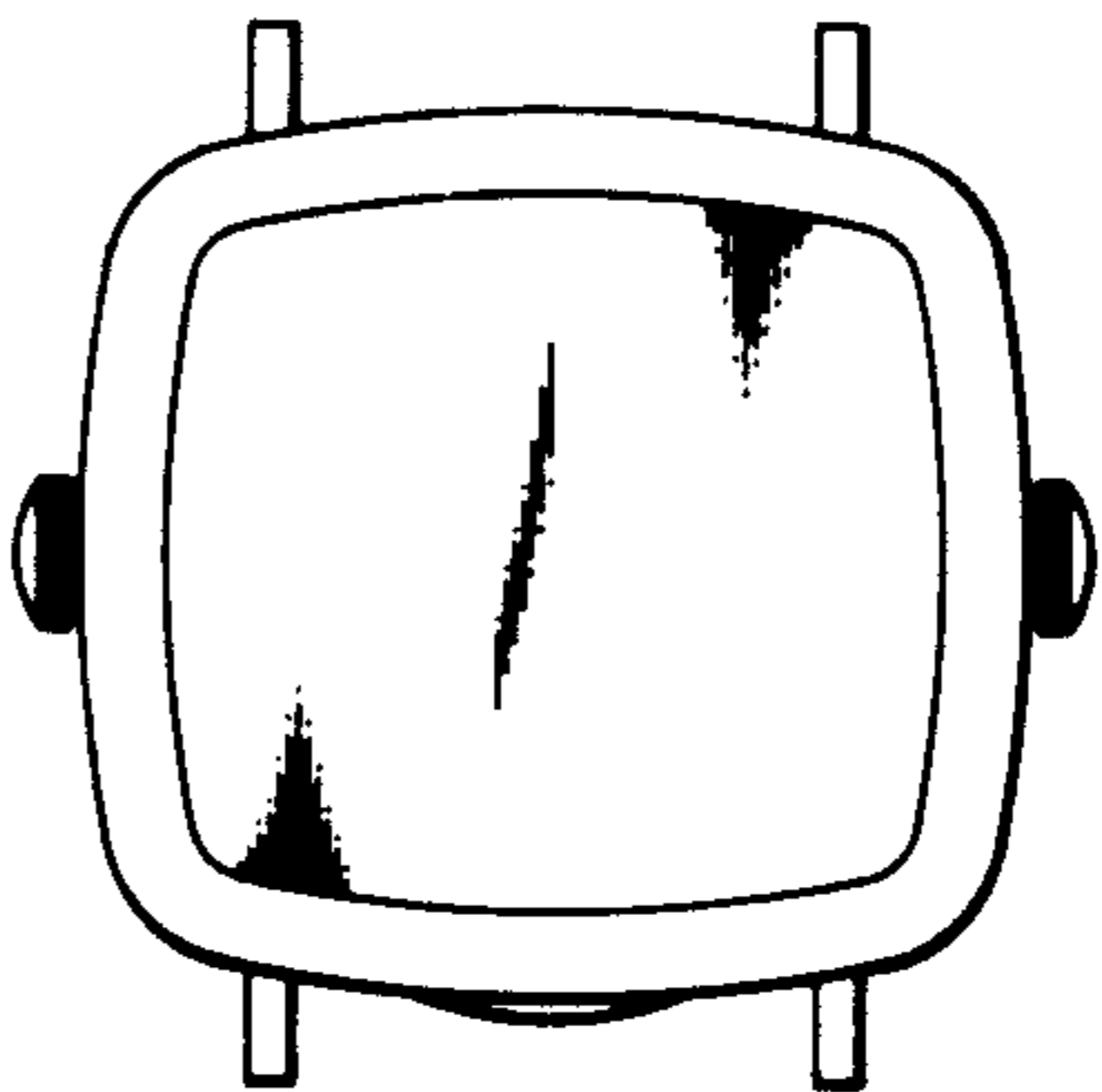
**FIG. 4**



**FIG. 2**



**FIG. 5**



**FIG. 6**



**FIG. 7**

