

[54] PENDANT WATCH

[76] Inventor: Bruno N. van Eyben, 2, Deken de  
Wijstraat, Boxtel, Netherlands

[\*\*] Term: 14 Years

[21] Appl. No.: 956,306

[22] Filed: Oct. 30, 1978

[51] Int. Cl. .... D10-02

[52] U.S. Cl. .... D10/30; D10/33;  
D10/37; D10/31

[58] Field of Search ..... D10/30, 31, 37, 38,  
D10/39, 20, 21, 33, 122-128; 58/53-56, 88 R,  
88 G, 88 W, 88 WC, 127 R

[56] References Cited

U.S. PATENT DOCUMENTS

D. 17,433	7/1887	Wendell .....	D10/33
D. 81,830	8/1930	Cohn .....	D10/33
D. 159,389	7/1950	Parell .....	D10/39 X
D. 187,142	2/1960	Ischinger .....	D10/39 X
D. 235,741	7/1975	Friedman .....	D10/30

OTHER PUBLICATIONS

*Jeweler's Circular-Keystone-2/79-"Sculptura" Clock-*  
*-2nd from top.*

*Form-8/11/76-p. 42-Watch at bottom-center.*

*Primary Examiner-Nelson C. Holtje*

*Attorney, Agent, or Firm-Gilbert L. Wells*

[57] CLAIM

The ornamental design for pendant watch, as shown  
and described.

DESCRIPTION

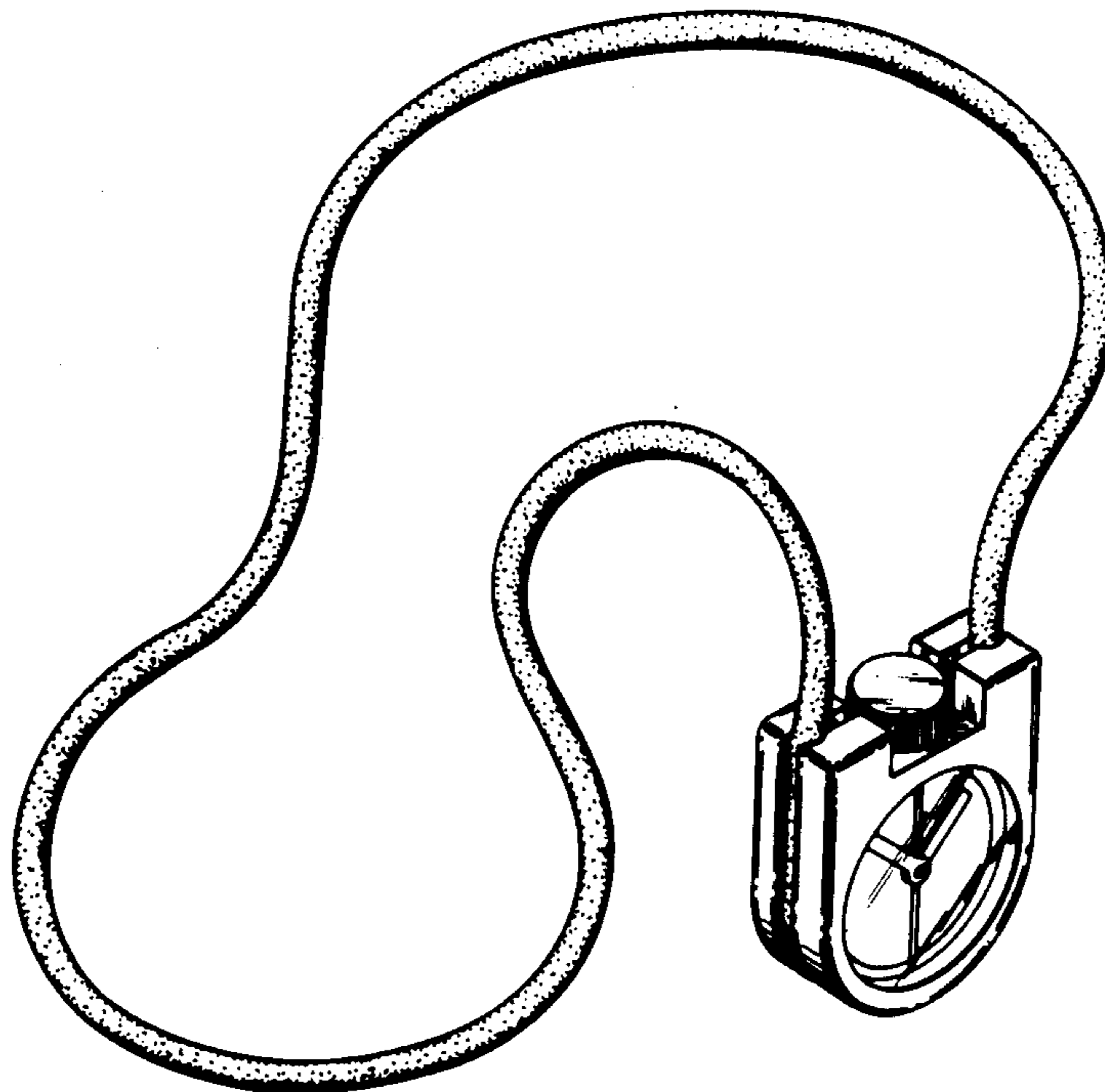
FIG. 1 is a front perspective view of a pendant watch  
showing my new design;

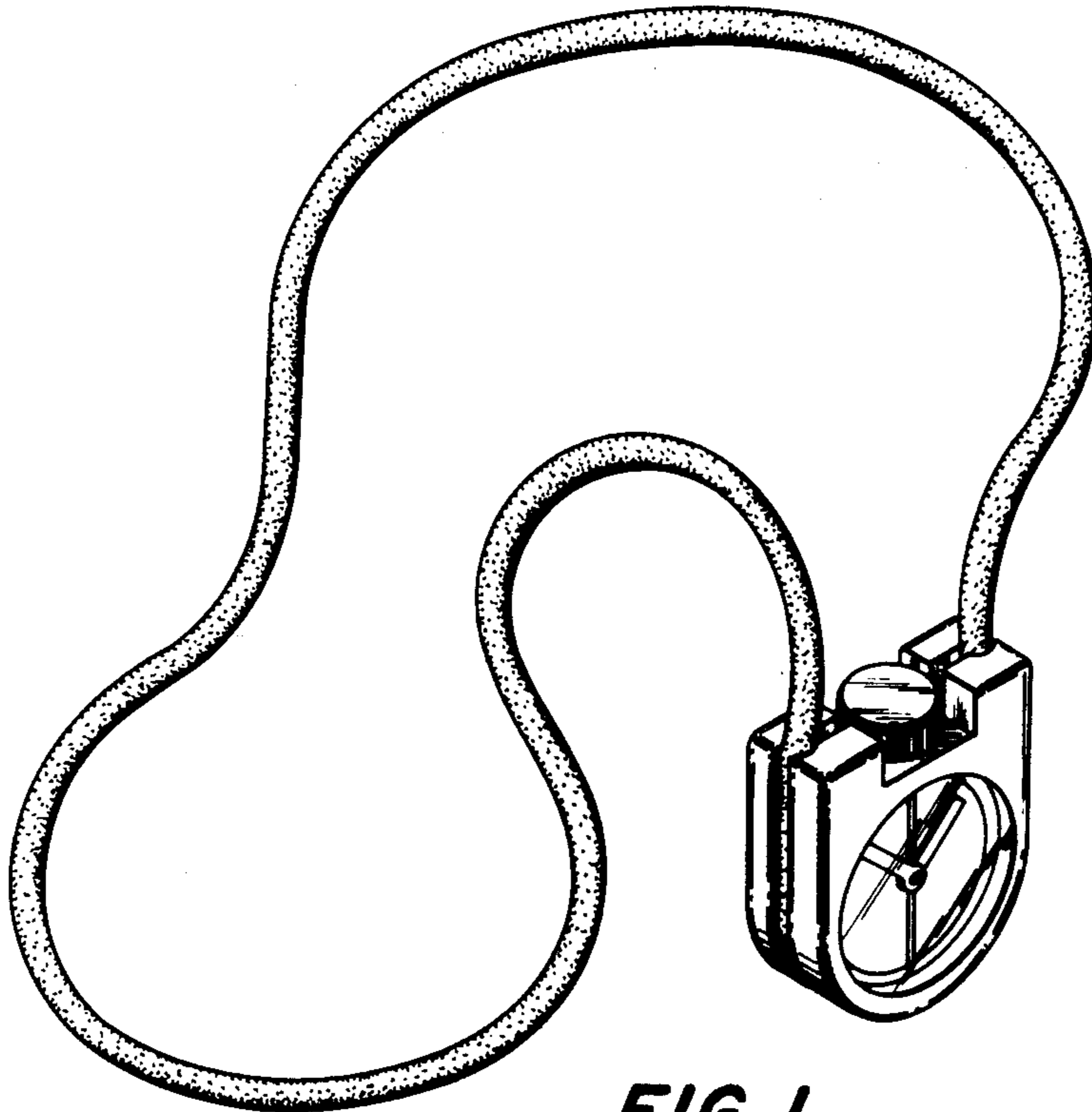
FIG. 2 is a front elevational view thereof with the cord  
omitted for ease of illustration;

FIG. 3 is a top plan view thereof with the cord omitted  
for ease of illustration;

FIG. 4 is a left side elevational view thereof with the  
cord omitted for ease of illustration, the right side being  
a mirror image thereto;

FIG. 5 is a rear elevational view thereof with the cord  
omitted for ease of illustration.

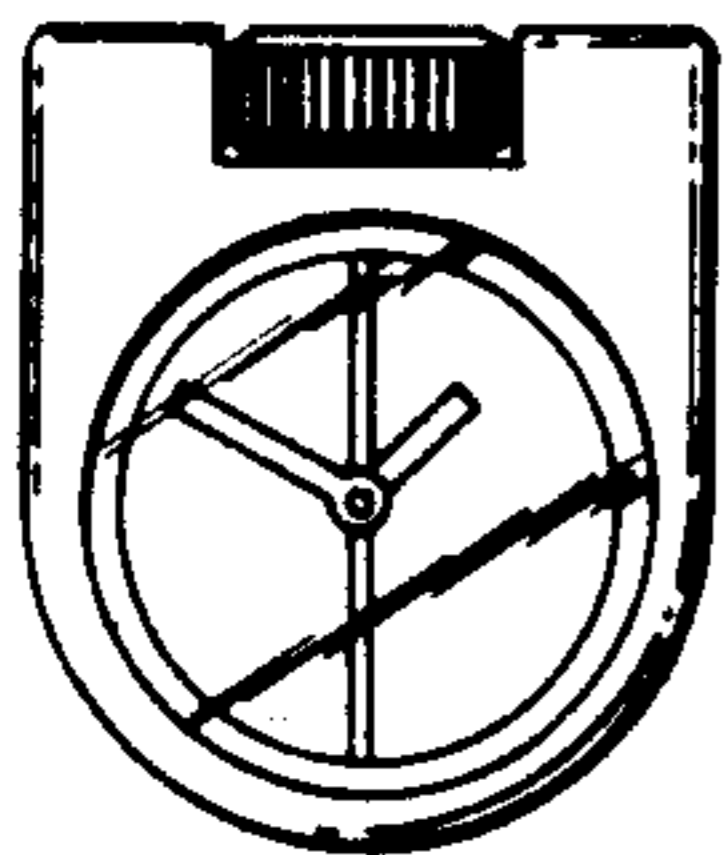




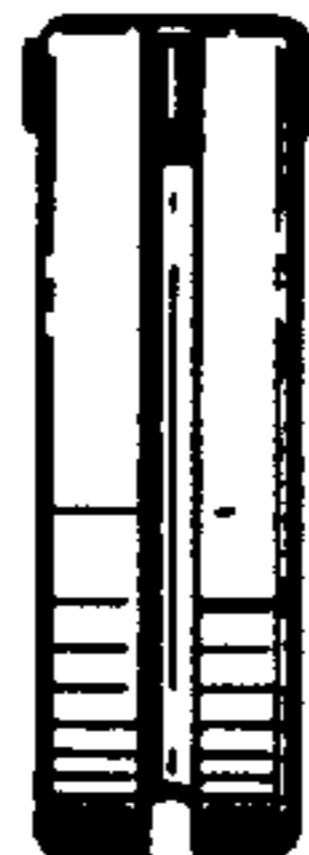
**FIG. 1**




**FIG. 3**



**FIG. 2**



**FIG. 4**



**FIG. 5**