

[54] **ELECTRIC BASEBOARD HEATER**
 [76] Inventor: **Dov Z. Glucksman**, 43 Norwood Ave., Newton Centre, Mass. 02159
 [**] Term: **14 Years**
 [21] Appl. No.: **867,629**
 [22] Filed: **Jan. 6, 1978**

Related U.S. Application Data

[63] Continuation-in-part of Ser. No. 706,220, Jul. 15, 1976, abandoned.
 [51] Int. Cl. **D23—03**
 [52] U.S. Cl. **D23/122**
 [58] Field of Search **D23/73, 112, 113, 114, D23/115, 122, 123, 124; 219/342, 365, 366, 367, 368, 369, 370**

References Cited

U.S. PATENT DOCUMENTS

D. 193,538 9/1962 Roth D23/124

D. 217,459 5/1970 Rams D23/73
 D. 224,224 7/1972 Mango D23/122
 3,020,382 2/1962 Harrell, Jr. 219/365 X
 3,267,255 8/1966 Schulz 219/367 X
 3,310,652 3/1967 Williams, Jr. 219/365

FOREIGN PATENT DOCUMENTS

1379082 10/1964 France 219/366

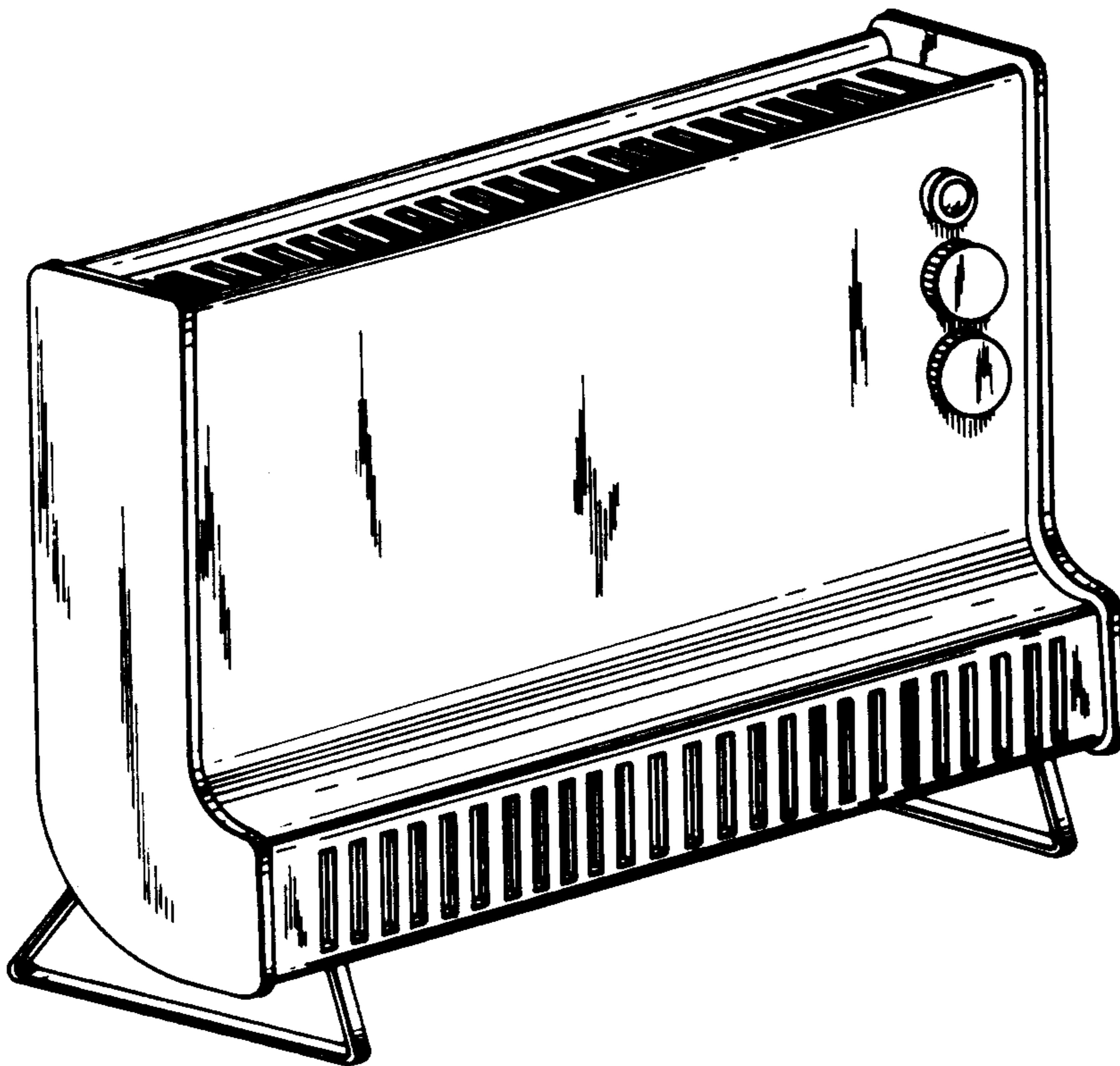
Primary Examiner—Catherine E. Kemper
Attorney, Agent, or Firm—John S. Roberts, Jr.

CLAIM

The ornamental design for an electric baseboard heater, as shown and described.

DESCRIPTION

FIG. 1 is a perspective view of an electric baseboard heater showing my new design;
 FIG. 2 is a side elevational view thereof.
 The rear and bottom surfaces of the electric baseboard heater are substantially planar and unornamented. The side not shown is a mirror image of the side shown in FIG. 2.



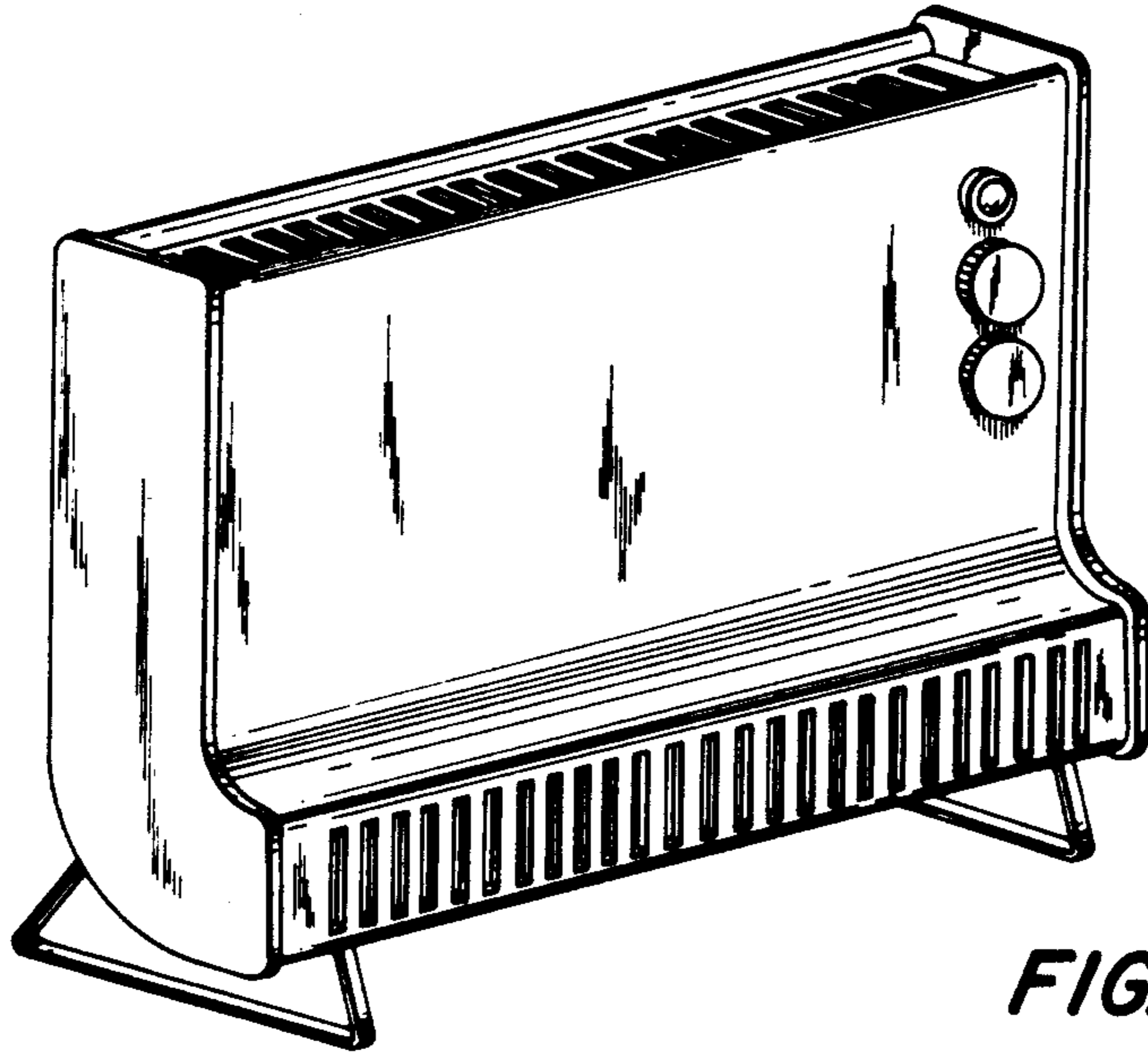


FIG. 1

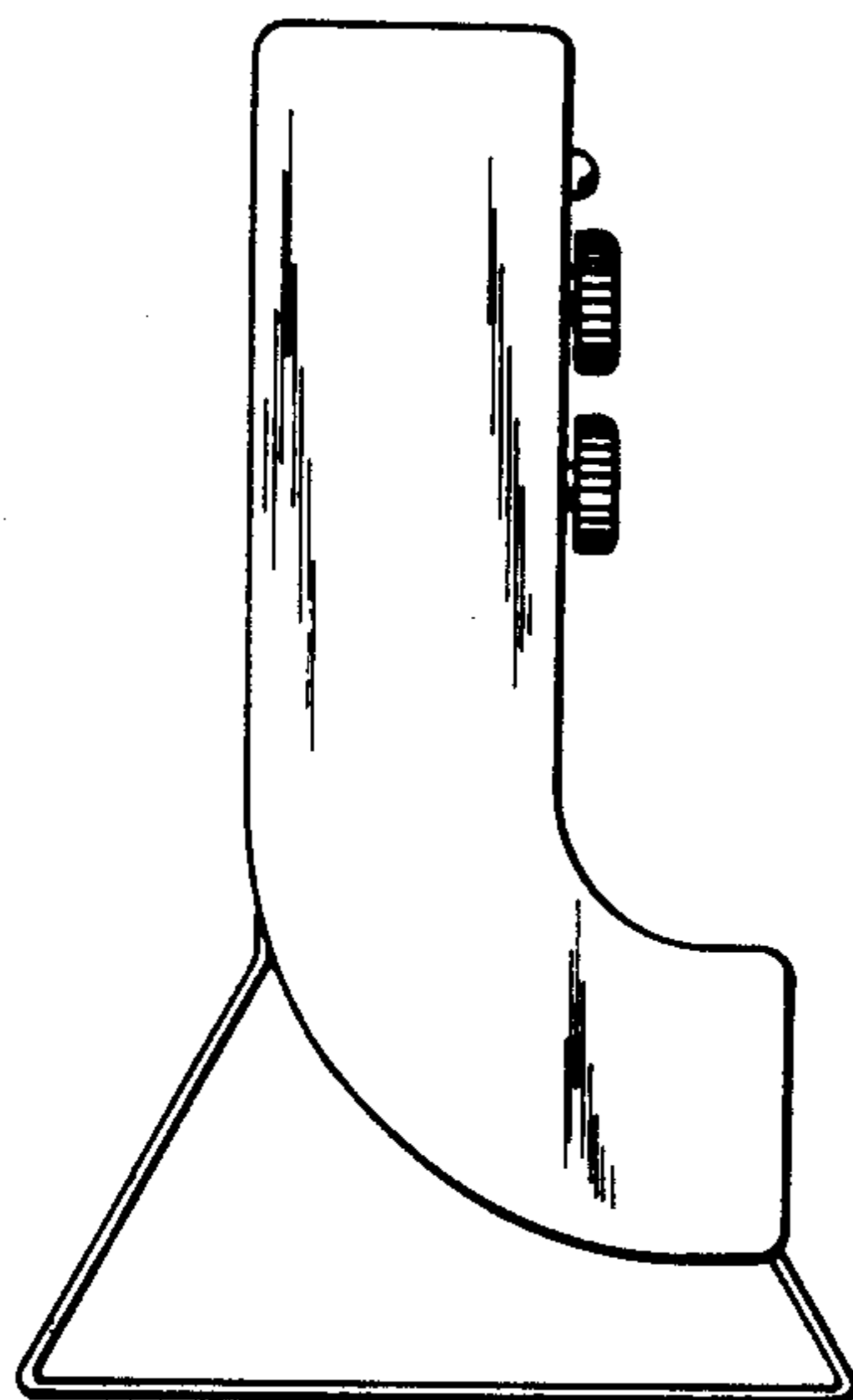


FIG. 2