

[54] ILLUMINABLE POCKET NOTE PAD HOLDER

[76] Inventor: Leon A. Llanos, 62 Robinson Rd., 2nd Floor, Hong Kong, Hong Kong

[\*\*] Term: 14 Years

[21] Appl. No.: 883,617

[22] Filed: Mar. 6, 1978

[30] Foreign Application Priority Data

Sep. 9, 1977 [GB] United Kingdom ..... 981463/77

[51] Int. Cl. .... D19-02

[52] U.S. Cl. .... D19/75; D19/92; D27/37; D27/42; D26/51

[58] Field of Search ..... D19/36, 65, 75, 77, D19/76, 78, 92; D3/30; D48/20 D, 24 A; D27/37, 42, 47

[56] References Cited

U.S. PATENT DOCUMENTS

D. 192,960 6/1962 Buderman ..... D3/30

D. 209,365 11/1967 Hartwell ..... D48/24 A  
D. 209,548 12/1967 Wittenberg ..... D48/20 D  
D. 235,457 6/1975 Takashima ..... D27/42  
D. 241,672 9/1976 Wolfe ..... D48/24 A

Primary Examiner—Joel Stearman  
Assistant Examiner—George P. Word  
Attorney, Agent, or Firm—Stephen S. Townsend

[57] CLAIM

The ornamental design for an illuminable pocket note pad holder, as shown and described.

DESCRIPTION

FIG. 1 is a perspective view of an illuminable pocket note pad holder showing my new design in an open condition;

FIG. 2 is a perspective view thereof in a closed condition;

FIG. 3 is a top plan view thereof in an open condition;

FIG. 4 is a bottom plan view thereof;

FIG. 5 is a right side elevational view thereof;

FIG. 6 is a left side elevation view thereof;

FIG. 7 is a front elevational view thereof; and

FIG. 8 is a rear elevational view thereof.

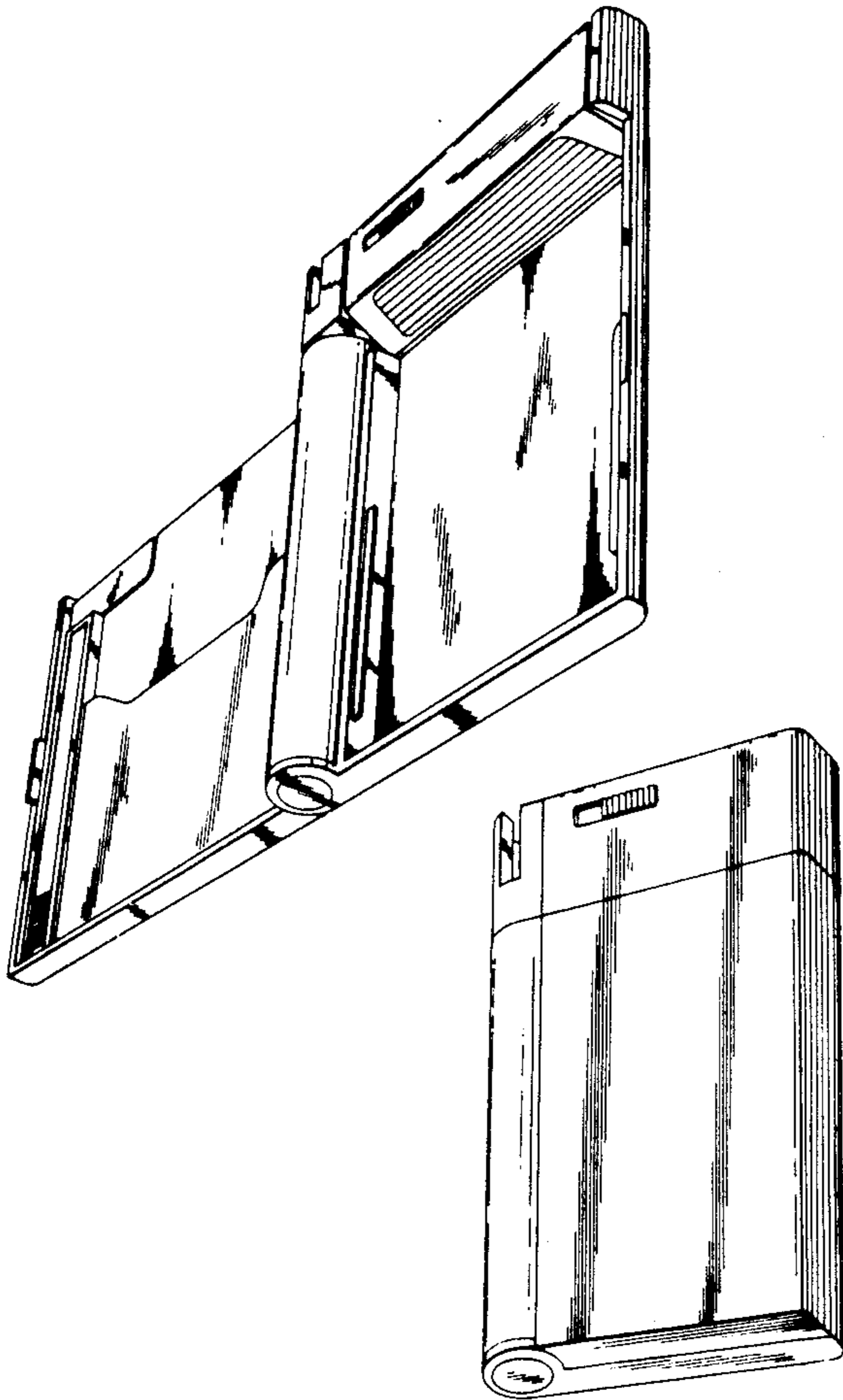


FIG. 1.




FIG. 2.

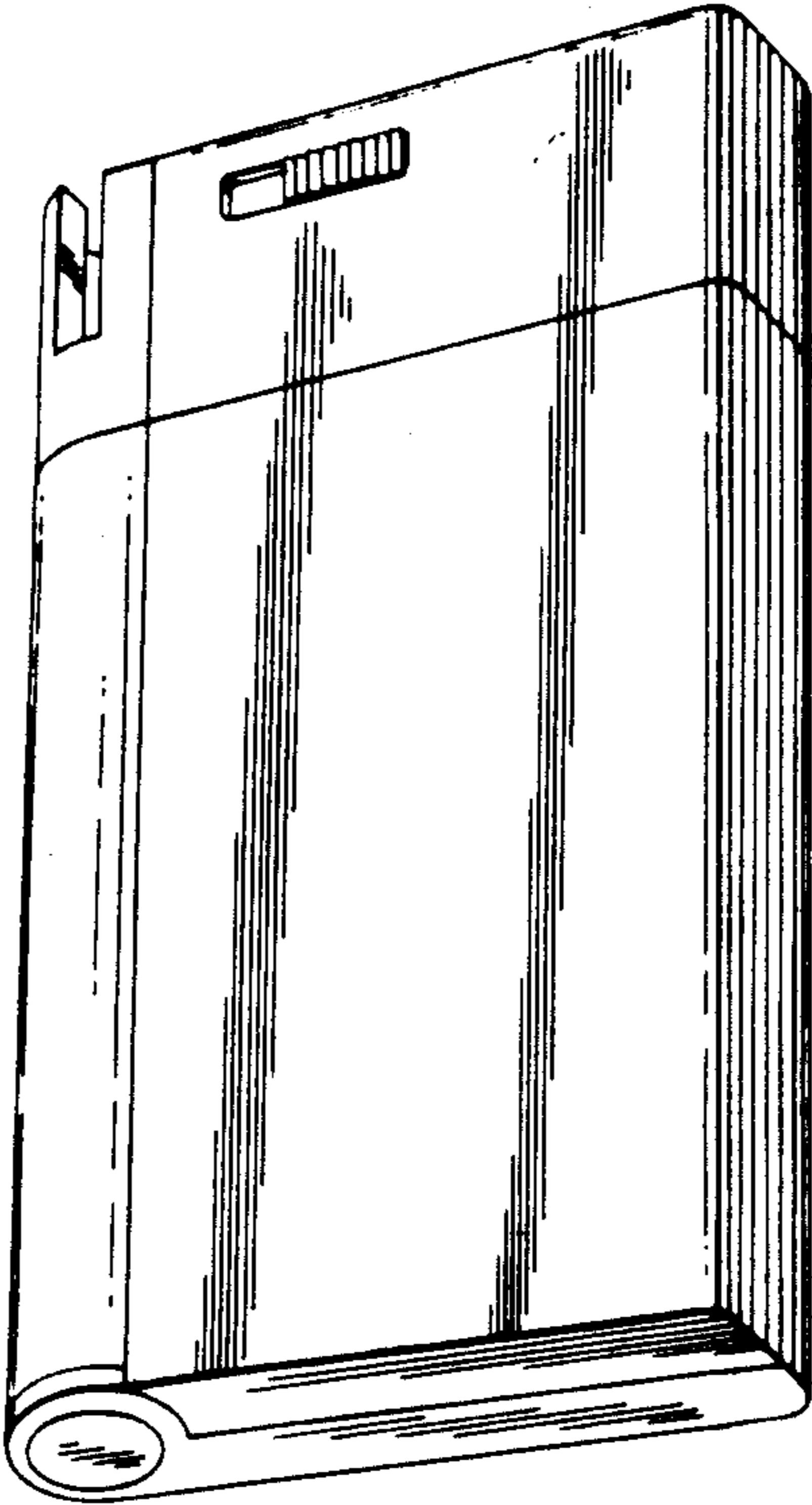


FIG. 3.

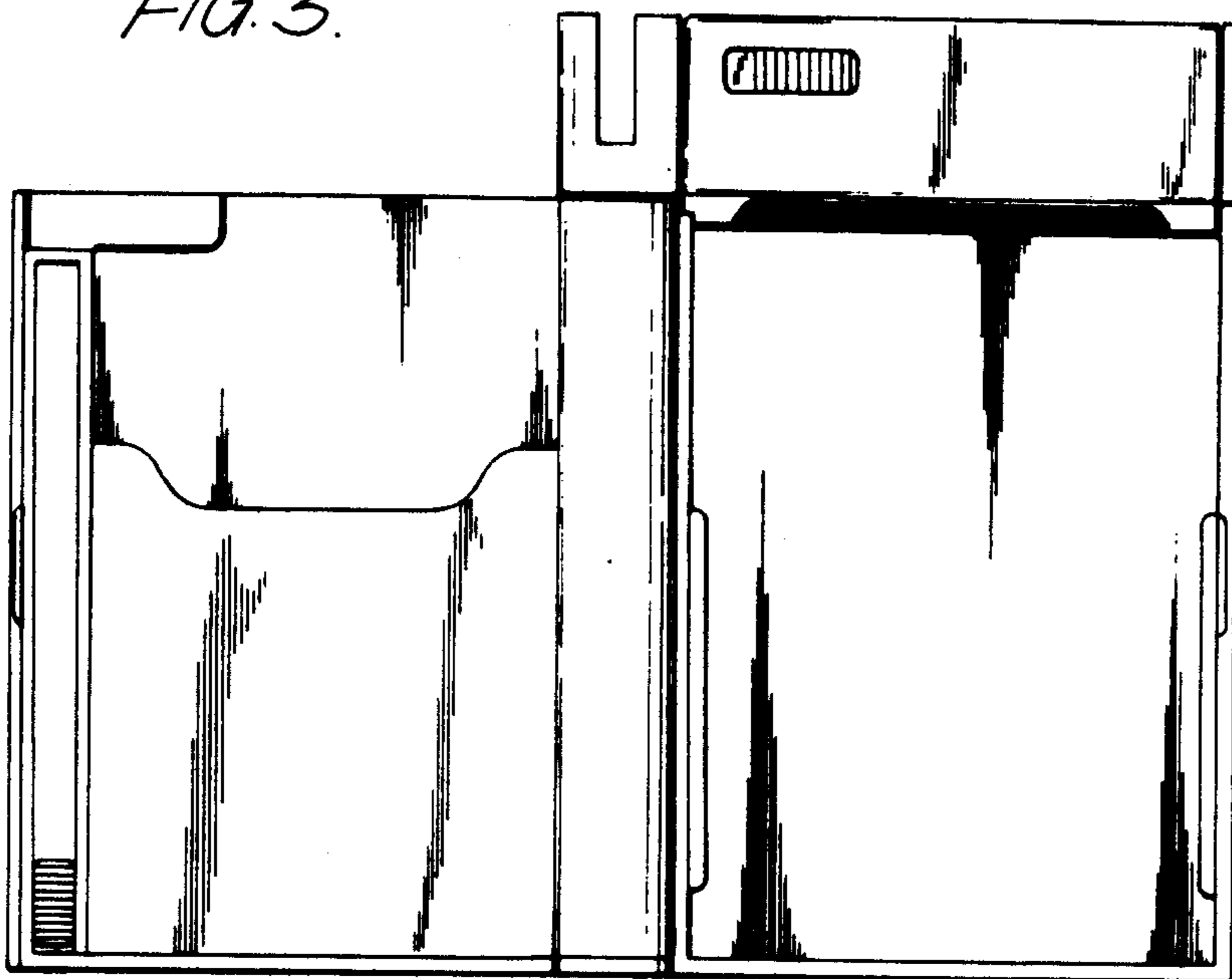


FIG. 4.

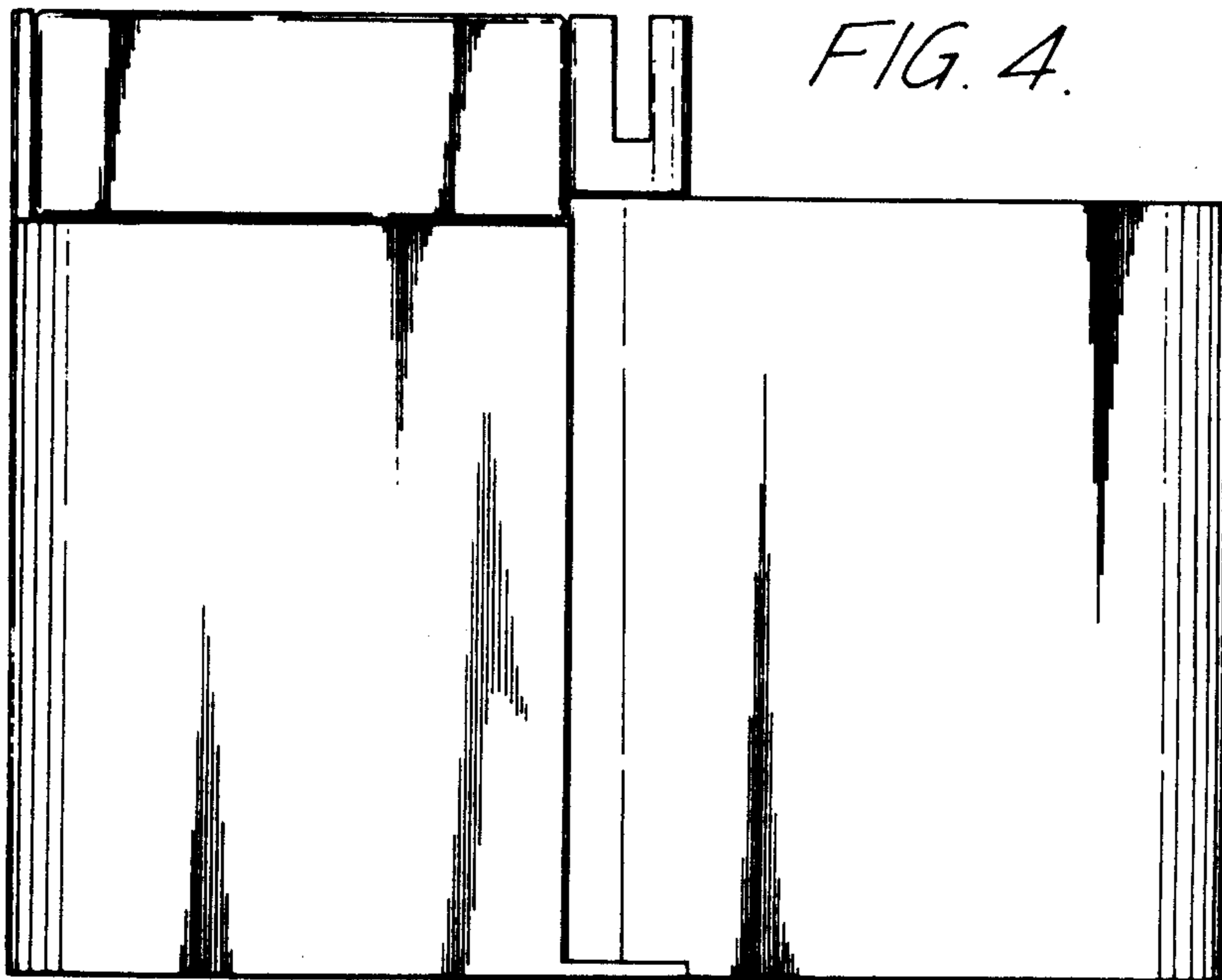


FIG. 5.




FIG. 6.




FIG. 7.



FIG. 8.

