

[54] **WRITING INSTRUMENT**

[76] **Inventor:** David Y. Chu, Flat 14A Twinbrook, 43 Repulse Bay Rd., Hong Kong, Hong Kong

[\*\*] **Term:** 14 Years

[21] **Appl. No.:** 943,467

[22] **Filed:** Sep. 18, 1978

[30] **Foreign Application Priority Data**

Apr. 21, 1978 [GB] United Kingdom ..... 15888/78  
Jun. 1, 1978 [GB] United Kingdom ..... 984891/78

[51] **Int. Cl.** ..... D19-02

[52] **U.S. Cl.** ..... D19/42

[58] **Field of Search** ..... D19/35, 36, 41-51, D19/54, 56; D8/323, 324, 328

[56] **References Cited**

**U.S. PATENT DOCUMENTS**

D. 90,890 10/1933 Kinzinger ..... D19/36  
D. 93,476 10/1934 Harris ..... D19/45

D. 207,563 5/1967 Bailey ..... D19/36  
D. 220,070 3/1971 Iwasaki ..... D19/46

**OTHER PUBLICATIONS**

American Handicrafts Cat. 59, Winter 1972, p. 35, Item "A" top right panel.

*Primary Examiner*—Joel Stearman  
*Assistant Examiner*—George P. Word  
*Attorney, Agent, or Firm*—Thomas E. Beall, Jr.

[57] **CLAIM**

The ornamental design for a writing instrument, substantially as shown and described.

**DESCRIPTION**

FIG. 1 is a top plan view of a writing instrument showing my new design;  
FIG. 2 is a front elevational view thereof;  
FIG. 3 is a bottom plan view thereof;  
FIG. 4 is a right and elevational view thereof;  
FIG. 5 is a top plan view of the writing instrument in condition for use with the writing point extended;  
FIG. 6 is a front elevational view thereof; and  
FIG. 7 is a right end elevational view thereof.


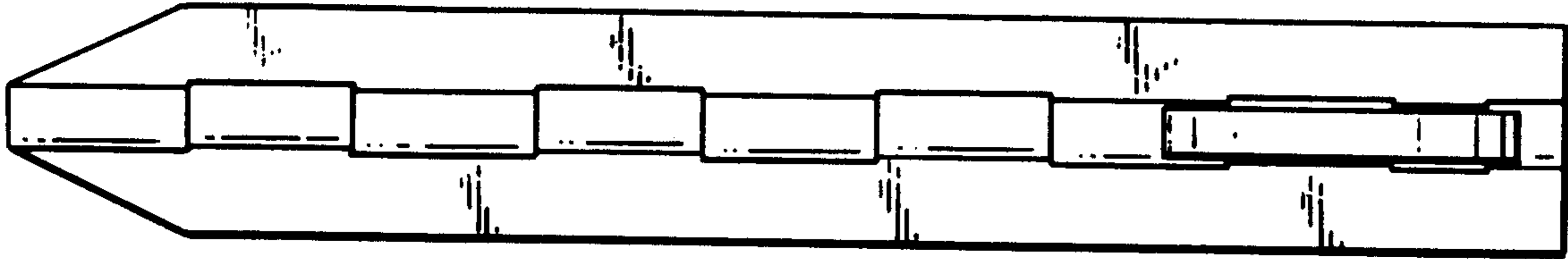


FIG. 1.

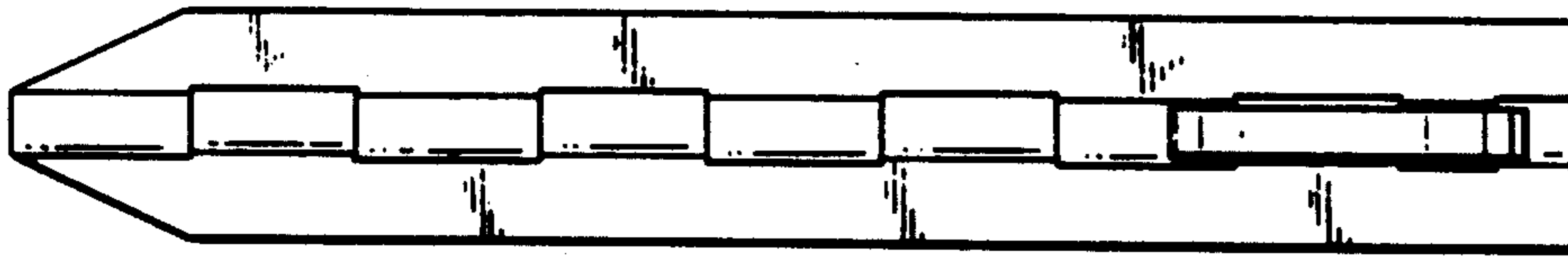


FIG. 2.




FIG. 3.

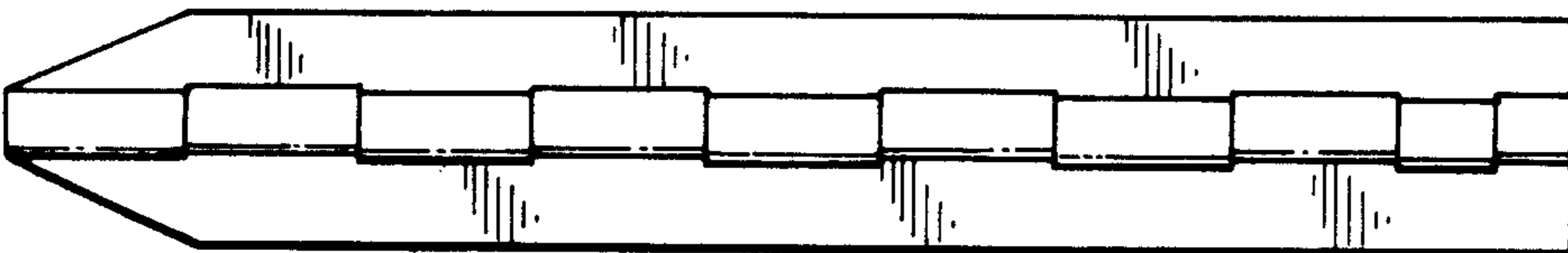


FIG. 5.



FIG. 6.

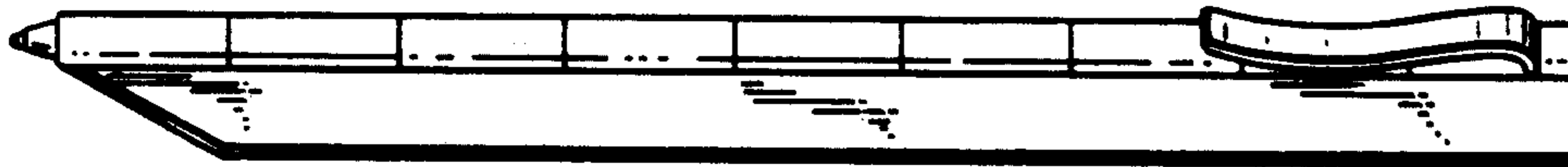


FIG. 4.



FIG. 7.

