

[54] CASE FOR HAND-HELD ELECTRONIC CALCULATOR

D. 249,093 8/1978 Hazama et al. .... D18/7  
4,158,230 6/1979 Washizuka et al. .... 200/5 A

[75] Inventors: Shinpei Ichikawa; Robert A. Welch, both of Lubbock, Tex.

Primary Examiner—Louis S. Zarfes  
Attorney, Agent, or Firm—Rene E. Grossman

[73] Assignee: Texas Instruments Incorporated, Dallas, Tex.

[57] CLAIM

The ornamental design for a case for an hand-held electronic calculator, substantially as shown and described.

[\*\*] Term: 14 Years

DESCRIPTION

[21] Appl. No.: 923,859

The ornamental design for a case for hand-held calculator showing our new design;  
FIG. 2 is a front elevational view thereof;  
FIG. 3 is a rear elevational view thereof;  
FIG. 4 is a right-side elevational view thereof, the left-side elevational view thereof being essentially a mere image thereof;  
FIG. 5 is a bottom plan view thereof; and  
FIG. 6 is a rear elevation view of a case for a hand-held calculator showing a modified form of our new design; and  
FIG. 7 is a left side elevational view thereof, the right side being a mirror image and the front being the same as FIG. 2.

[22] Filed: Jul. 12, 1978

[51] Int. Cl. .... D18-01

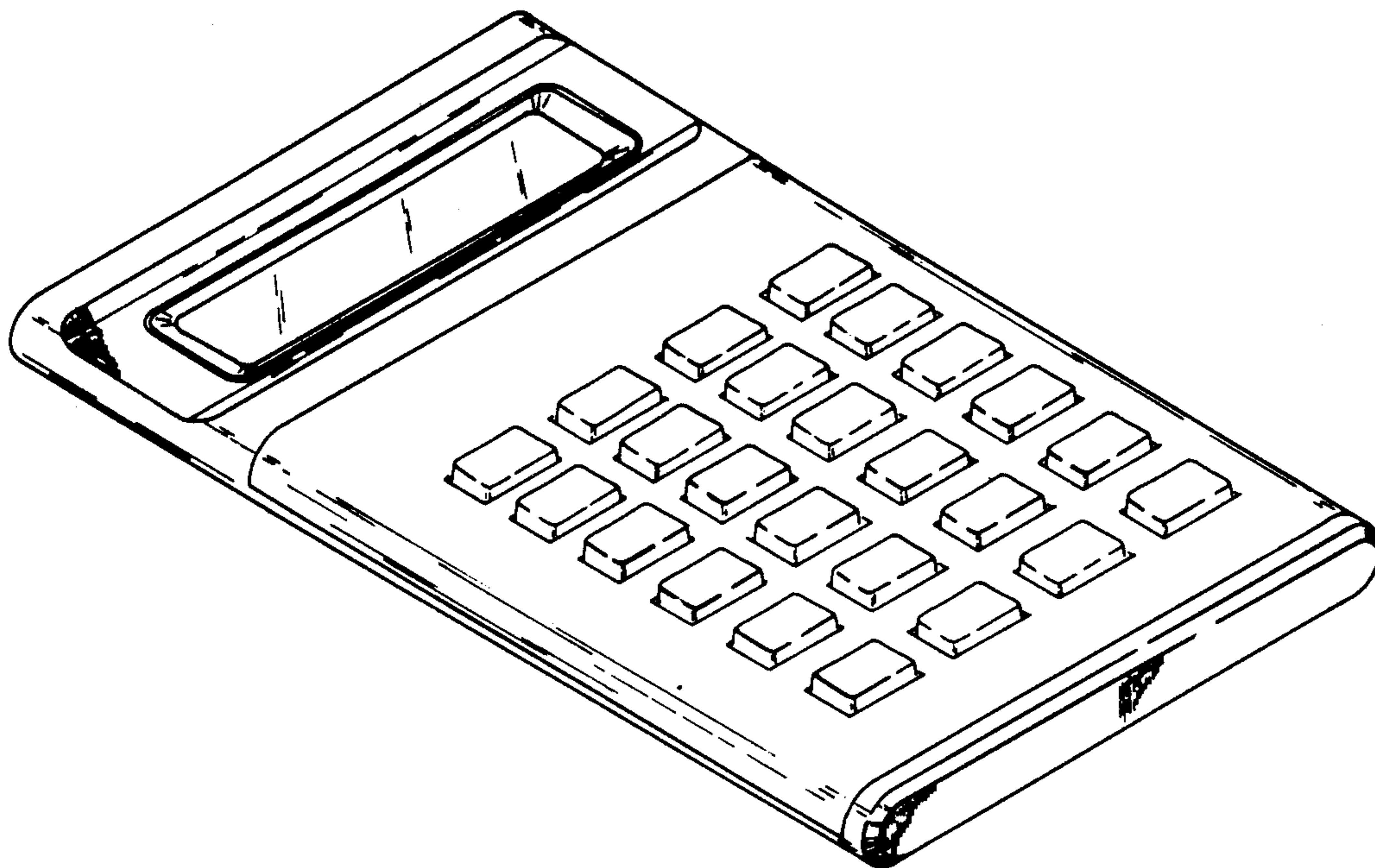
[52] U.S. Cl. .... D18/7

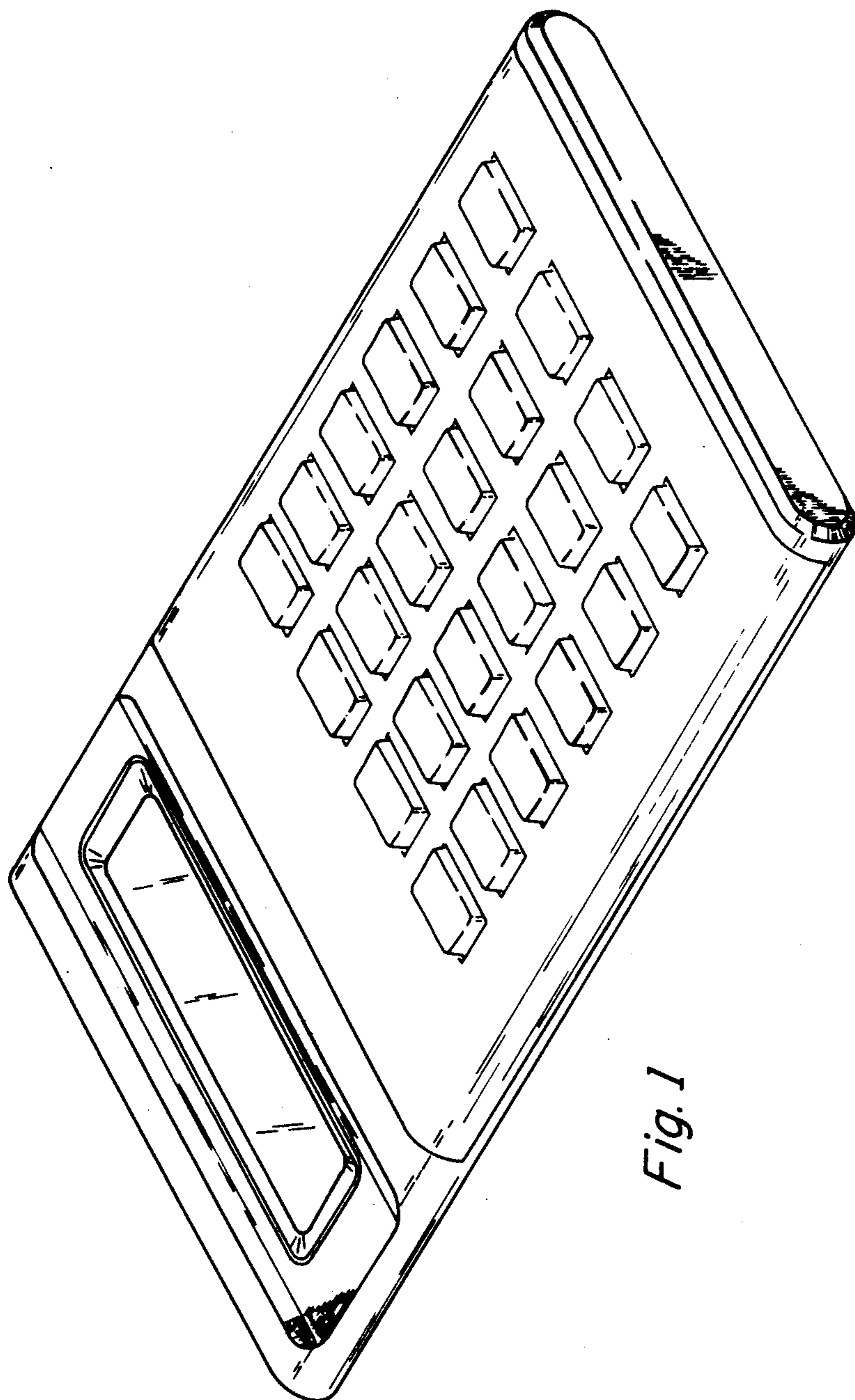
[58] Field of Search .... D18/2, 6-8;  
364/706-710; 200/5 A

[56] References Cited

U.S. PATENT DOCUMENTS

- D. 230,404 2/1974 Jimbo ..... D18/7
- D. 241,381 9/1976 Garnier ..... D18/7
- D. 243,535 3/1977 Ikeda ..... D18/7
- D. 247,391 2/1978 Hazama et al. .... D18/7





*Fig. 1*

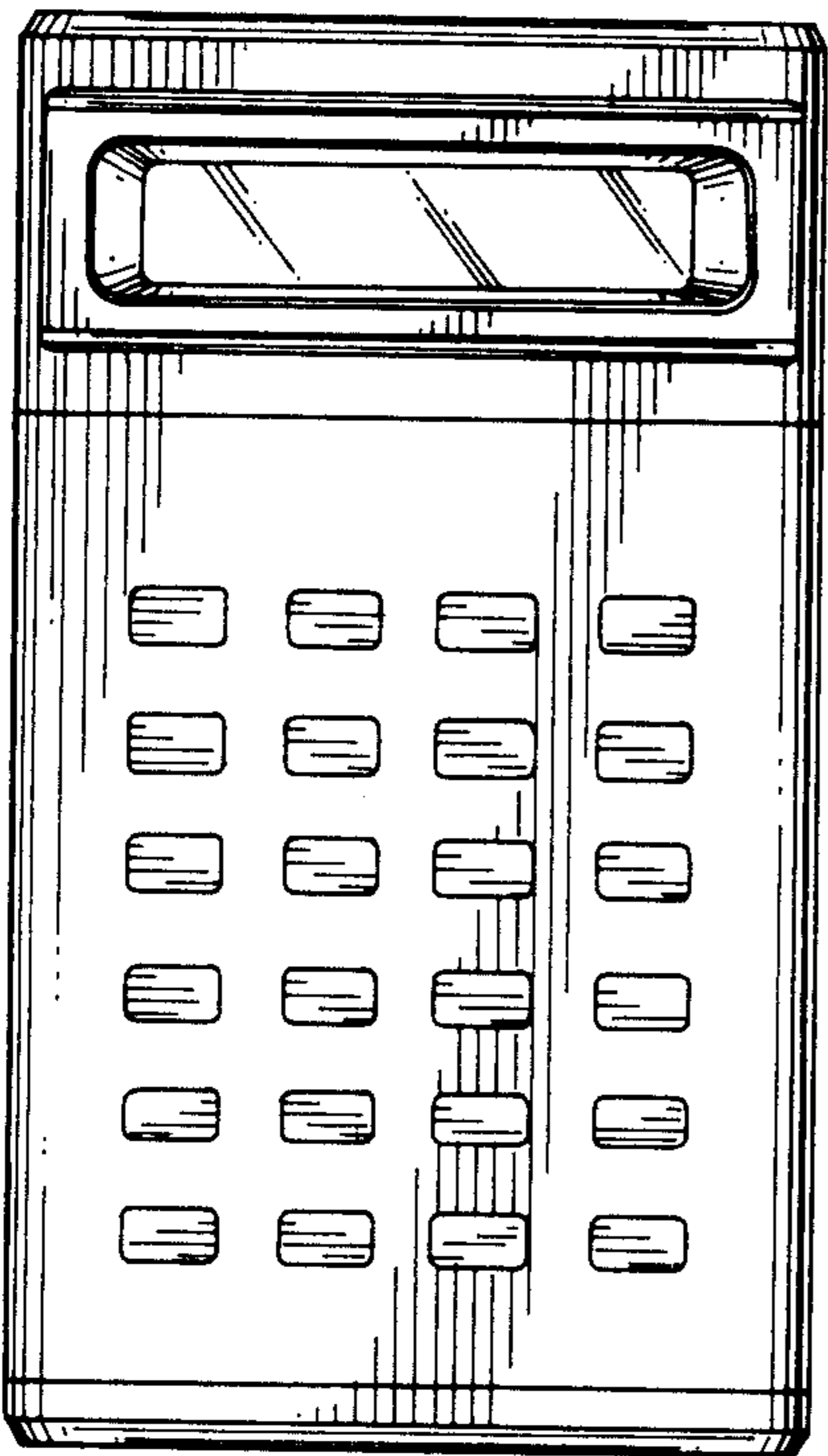


Fig. 2



Fig. 4



Fig. 5




Fig. 6



Fig. 7




Fig. 3