

[54] **CLEANING TOOL FOR REMOVING PAINT OR THE LIKE FROM GRINDER DISKS**

[76] Inventor: **William J. Meis, 6 Valley Dr., Crescent, Iowa 51526**

[**] Term: **14 Years**

[21] Appl. No.: **949,727**

[22] Filed: **Oct. 10, 1978**

[51] Int. Cl. **D07-05**

[52] U.S. Cl. **D7/185; D7/106**

[58] Field of Search **D7/99, 101, 106, 185, D7/184; 17/29, 67, 66; 30/319, 307; 125/37**

[56] **References Cited**

U.S. PATENT DOCUMENTS

491,466	2/1893	Brisben	125/37
1,175,207	3/1916	Van Orman	125/37
2,275,884	3/1942	Barker	17/29
2,471,787	5/1949	Smith	D7/185 X

2,677,362 5/1954 Back 125/37

FOREIGN PATENT DOCUMENTS

1236634	6/1960	France	30/307
600417	4/1948	United Kingdom	30/307

Primary Examiner—Winifred E. Herrmann
Attorney, Agent, or Firm—Louis J. Strom

[57] **CLAIM**

The ornamental design for a cleaning tool for removing paint or the like from grinder disks, substantially as shown and described.

DESCRIPTION

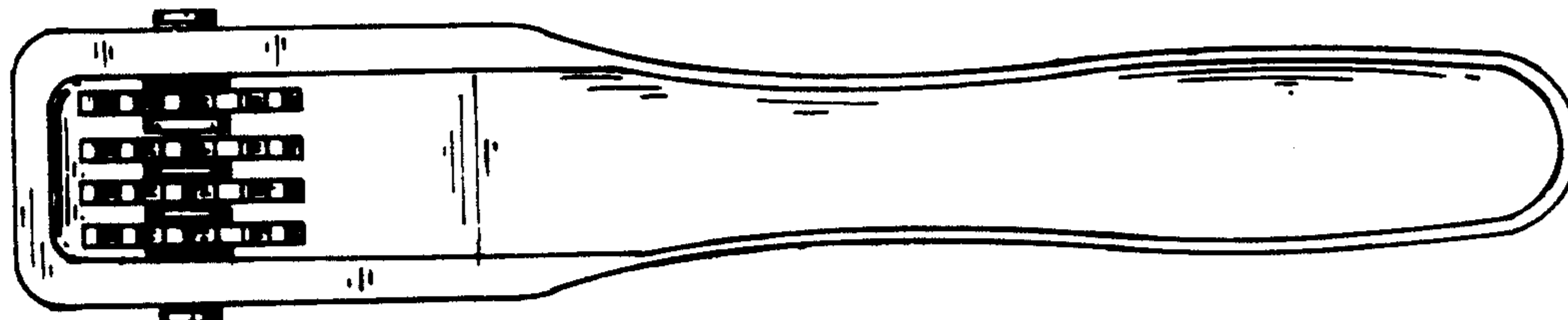

FIG. 1 is a top plan view of a cleaning tool for removing paint or the like from grinder disks showing my new design;

FIG. 2 is a side elevational view wherein the opposite side is a mirror image thereof;

FIG. 3 is a bottom plan view thereof;

FIG. 4 is a left end elevational view of FIG. 2; and

FIG. 5 is a right end elevational view of FIG. 2.






FIG. 1




FIG. 2

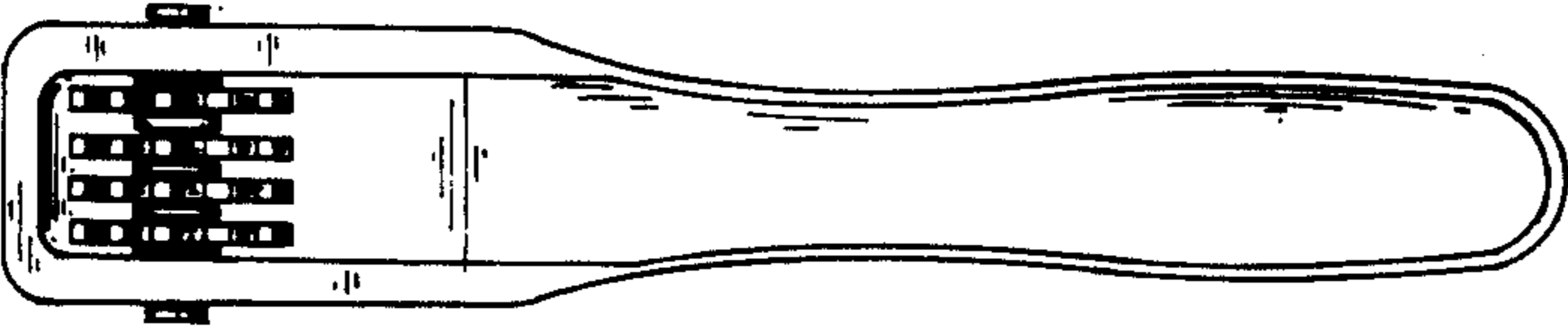


FIG. 3




FIG. 4




FIG. 5