

[54] BEVERAGE TUMBLER

[75] Inventor: Jon R. Saffell, Glen Dale, W. Va.

[73] Assignee: Fostoria Glass Company, Moundsville, W. Va.

[\*\*] Term: 14 Years

[21] Appl. No.: 877,529

[22] Filed: Feb. 13, 1978

[51] Int. Cl. .... D07-01

[52] U.S. Cl. .... D7/11; D7/14

[58] Field of Search ..... D7/11-13, D7/14, 15, 6

[56] References Cited

U.S. PATENT DOCUMENTS

D. 81,302	6/1930	Sakier .....	D7/13
D. 94,553	2/1935	Marquot .....	D7/14
D. 105,431	7/1937	Cobel .....	D7/14
D. 119,257	3/1940	Montelera .....	D7/11
D. 123,598	11/1940	Kelley .....	D7/11
D. 156,477	12/1949	Berch .....	D7/11
D. 167,272	7/1952	Morrison .....	D7/11
D. 186,327	10/1959	Holt .....	D7/11
2,168,186	8/1939	Adamson .....	D7/6 X
2,731,189	1/1956	Moore .....	D7/6 X

OTHER PUBLICATIONS

*Pitman-Dreitzer 1965 Cat.*, p. 9, Vanity Tumblers shown.

*Libbey Glassware Cat.*, p. 2, St. Regis Tumbler, left col., no date provided.

*Primary Examiner*—Winifred E. Herrmann  
*Attorney, Agent, or Firm*—A. Yates Dowell, Jr.

[57] CLAIM

The ornamental design for a beverage tumbler, as shown and described.

DESCRIPTION

FIG. 1 is a perspective view of a first embodiment of my new design for a beverage tumbler showing a double old fashion glass.

FIG. 2 is a top plan view thereof.

FIG. 3 is a side elevational view thereof.

FIG. 4 is a vertical sectional view taken on the line 4-4 of FIG. 3.

FIG. 5 is a bottom plan view.

FIG. 6 is a side elevational view of a second embodiment of my beverage tumbler showing a high ball glass.

FIG. 7 is a vertical sectional view taken on the line 7-7 of FIG. 6.

The top and bottom views of the second embodiment are substantially the same as the top and bottom views of the first embodiment.





FIG. 1


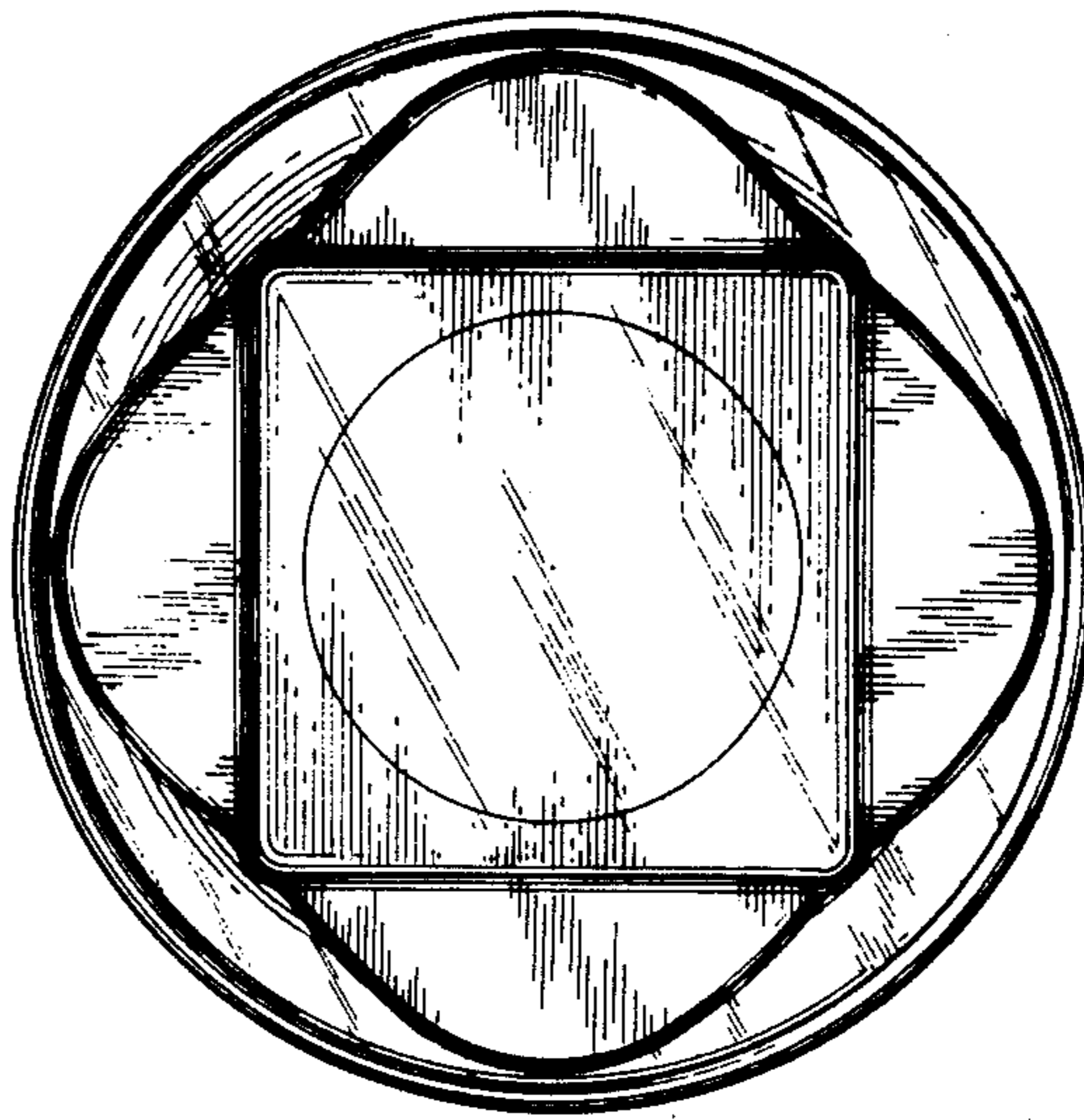



FIG. 2



→ 4



→ 4

FIG. 3




FIG. 4

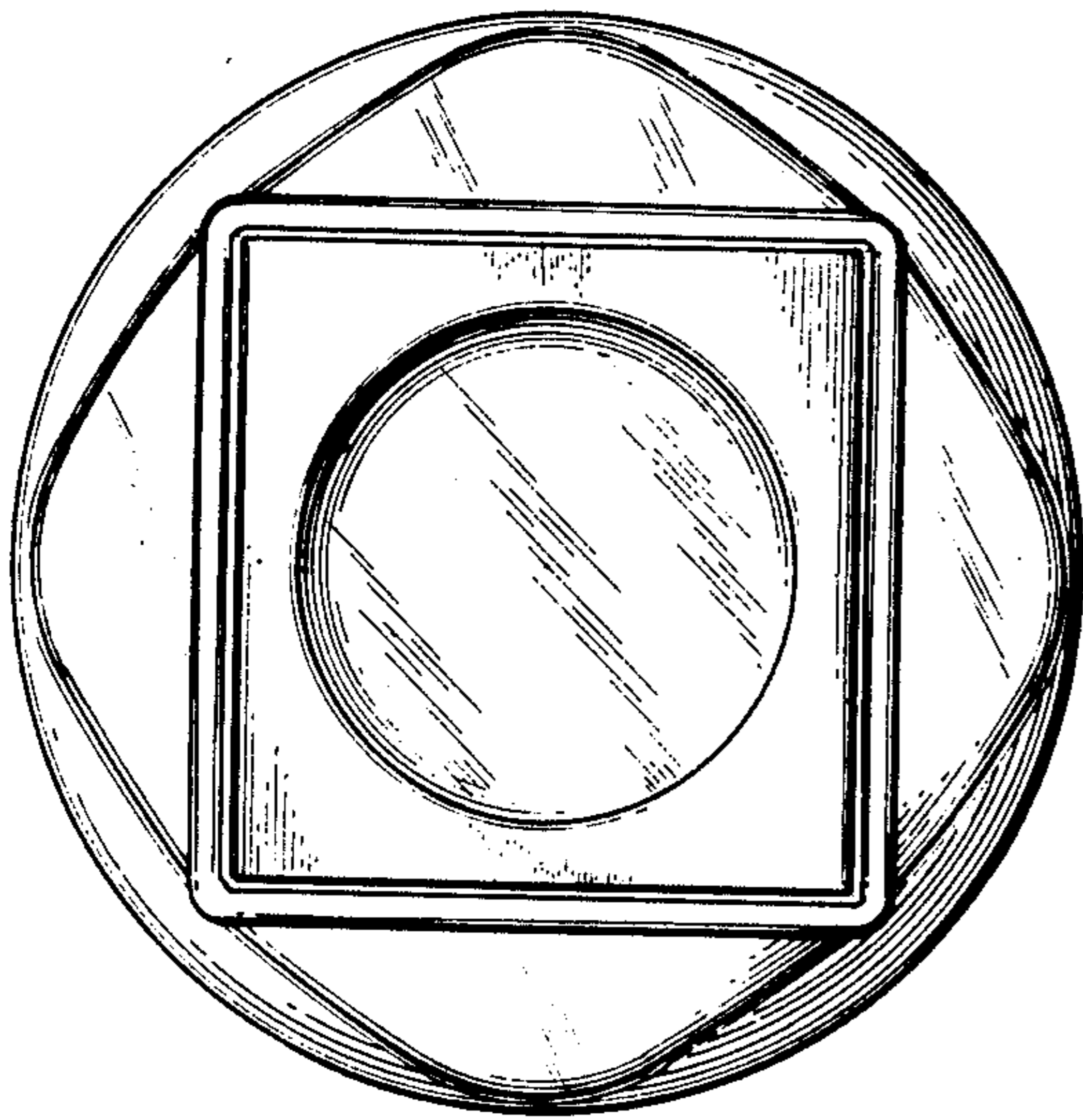


FIG. 5

FIG. 7

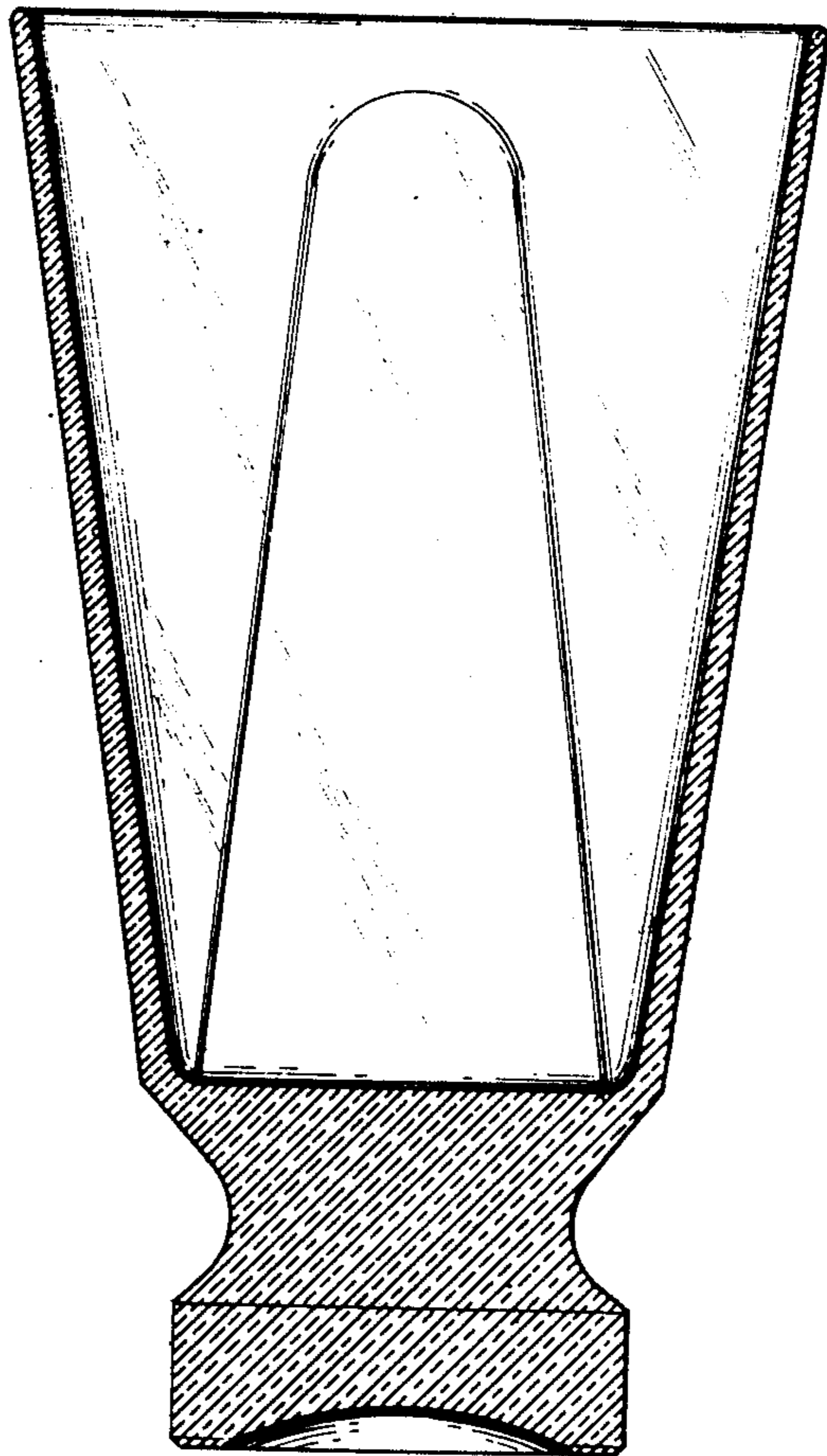



FIG. 6