

[54] CADDY FOR ASSEMBLED RODS AND REELS

D. 215,008	8/1969	Wilson	D6/125
D. 222,366	10/1971	Berger	D6/125
D. 229,806	1/1974	Hasser	D6/125
D. 249,425	9/1978	Jones	D6/125

[76] Inventor: Paul F. Rieman, 4390 E. Broadway, Des Moines, Iowa 50317

Primary Examiner—A. Hugo Word
Attorney, Agent, or Firm—Rudolph L. Lowell

[**] Term: 14 Years

[21] Appl. No.: 938,983

[57] CLAIM

[22] Filed: Aug. 31, 1978

The ornamental design for a caddy for assembled rods and reels, substantially as shown.

[51] Int. Cl. D6—04

[52] U.S. Cl. D6/125; D22/13

[58] Field of Search D22/13; 211/64; 43/21.2; D6/181, 188, 125; 224/922

DESCRIPTION

FIG. 1 is a front elevational view of a caddy for assembled rods and reels showing my new design;

FIG. 2 is a side view thereof;

FIG. 3 is a rear view thereof;

FIG. 4 is a top plan view thereof;

FIG. 5 is a bottom plan view thereof; and

FIG. 6 is a front perspective view thereof.

[56] References Cited

U.S. PATENT DOCUMENTS

D. 190,429 5/1961 Hoagland D6/125

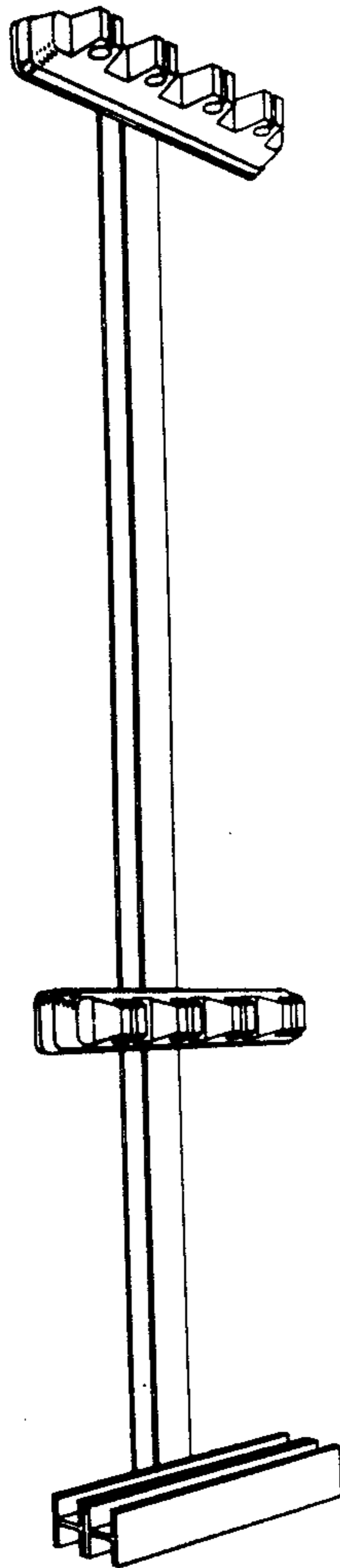


FIG. 1

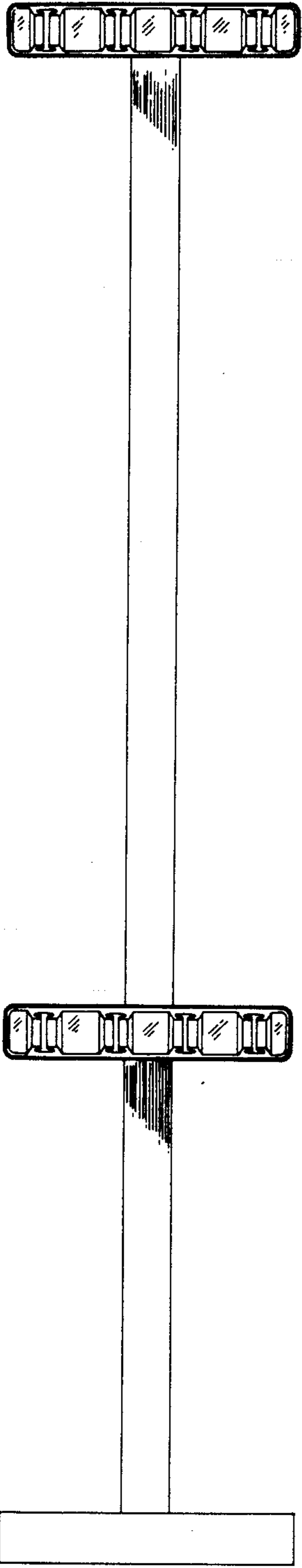


FIG. 2

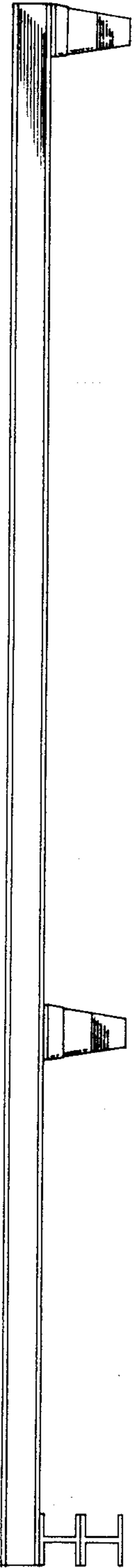


FIG. 3

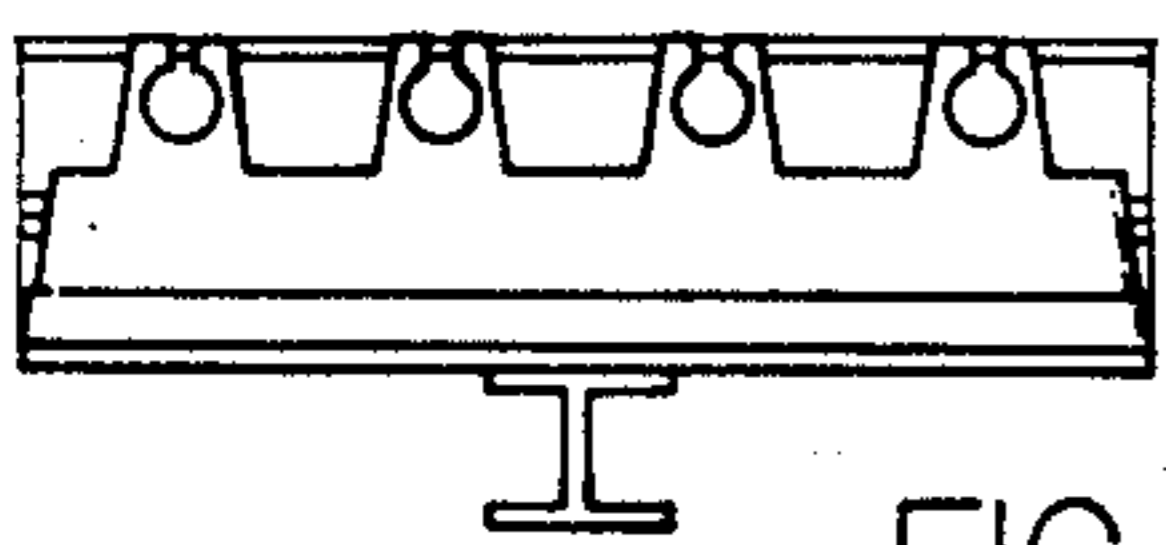
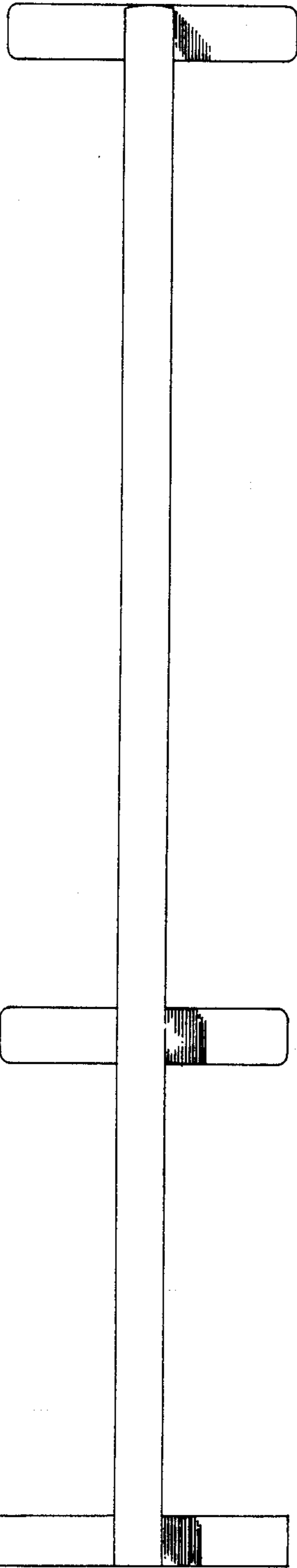


FIG. 4



FIG. 5

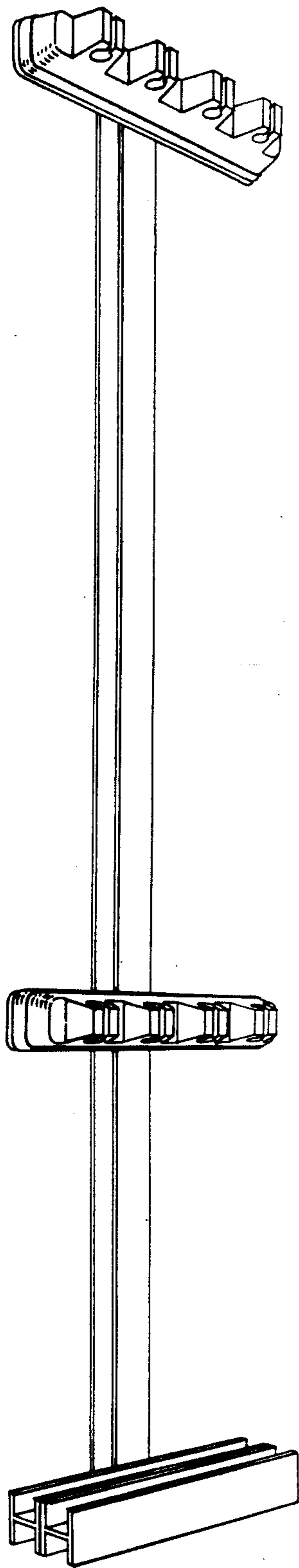


FIG. 6