

[54] **MERCHANDISE DISPLAY RACK**

[75] Inventors: **Robert P. Burke**, Cary, N.C.; **William A. Cole**, Jenkintown; **Jack Gallner**, Havertown, both of Pa.

[73] Assignee: **Goodmark Foods, Inc.**, Minneapolis, Minn.

[**] Term: **14 Years**

[21] Appl. No.: **970,293**

[22] Filed: **Dec. 18, 1978**

[51] Int. Cl. **D20—02**

[52] U.S. Cl. **D6/189; D6/135; D6/157**

[58] Field of Search **D6/157, 181, 184, 186, D6/188-190, 130, 134, 135, 136; 211/13, 126, 128, 129, 131, 133, 134, 135, 163**

[56] **References Cited**

U.S. PATENT DOCUMENTS

D. 105,199 7/1937 Cheney D6/186

D. 123,358	10/1940	West	D6/186
D. 189,509	12/1960	Bell	D6/189
D. 252,843	9/1979	Johson et al.	D6/186
1,815,651	7/1931	Fieldstein	211/128
2,312,594	3/1943	Smith et al.	D6/136

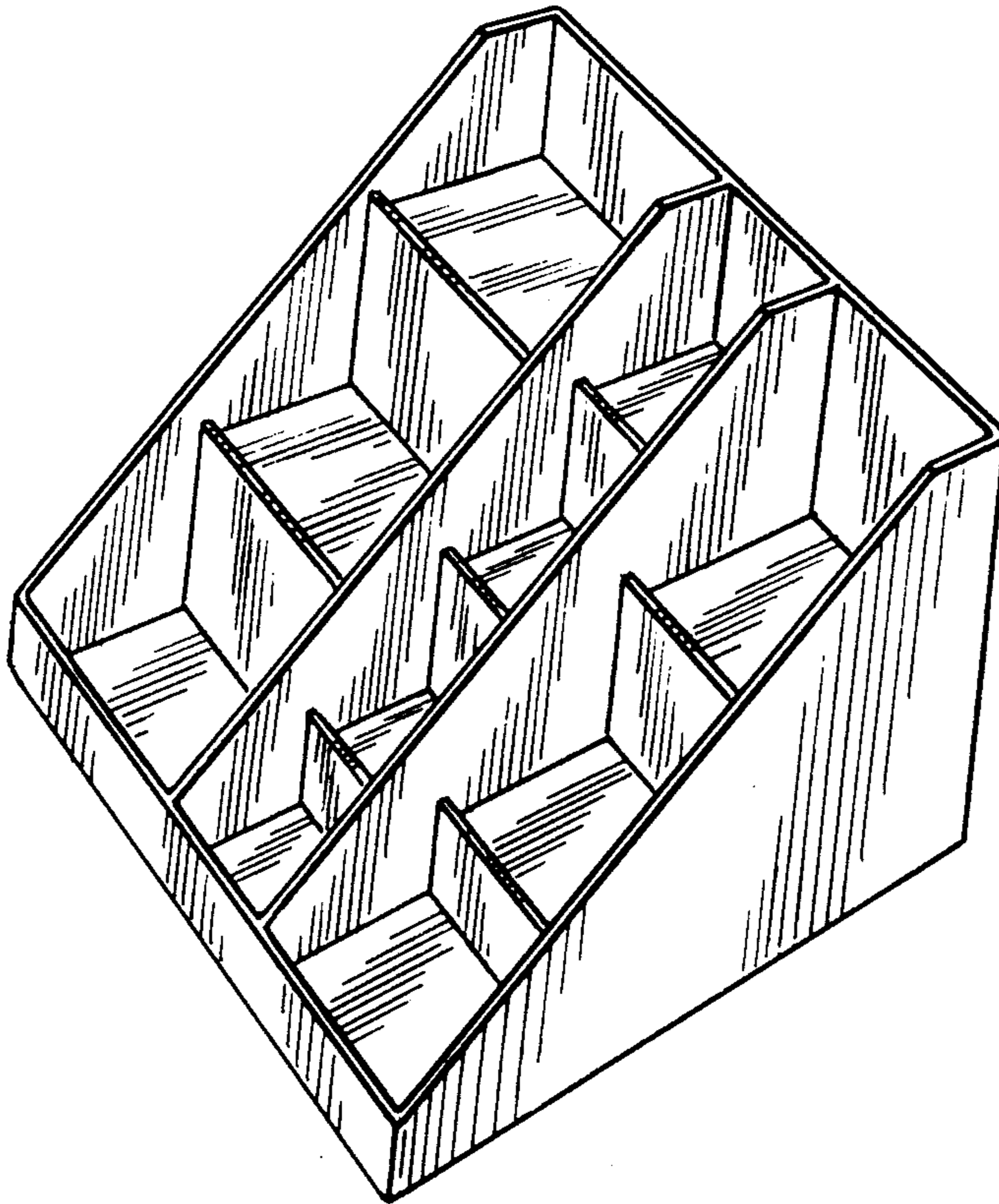
Primary Examiner—Wallace R. Burke
Assistant Examiner—B. J. Bullock
Attorney, Agent, or Firm—Gene O. Enockson

[57] **CLAIM**

The ornamental design for a merchandise display rack, substantially as shown.

DESCRIPTION

FIG. 1 is a front perspective view of a merchandise display rack illustrating our new design; FIG. 2 is a top plan view thereof; FIG. 3 is a front elevational view thereof; FIG. 4 is a side elevational view thereof, as viewed from the left of FIG. 3; FIG. 5 is a side elevational view thereof, as viewed from the right of FIG. 3; FIG. 6 is a bottom plan view thereof; and FIG. 7 is a rear elevational view thereof.



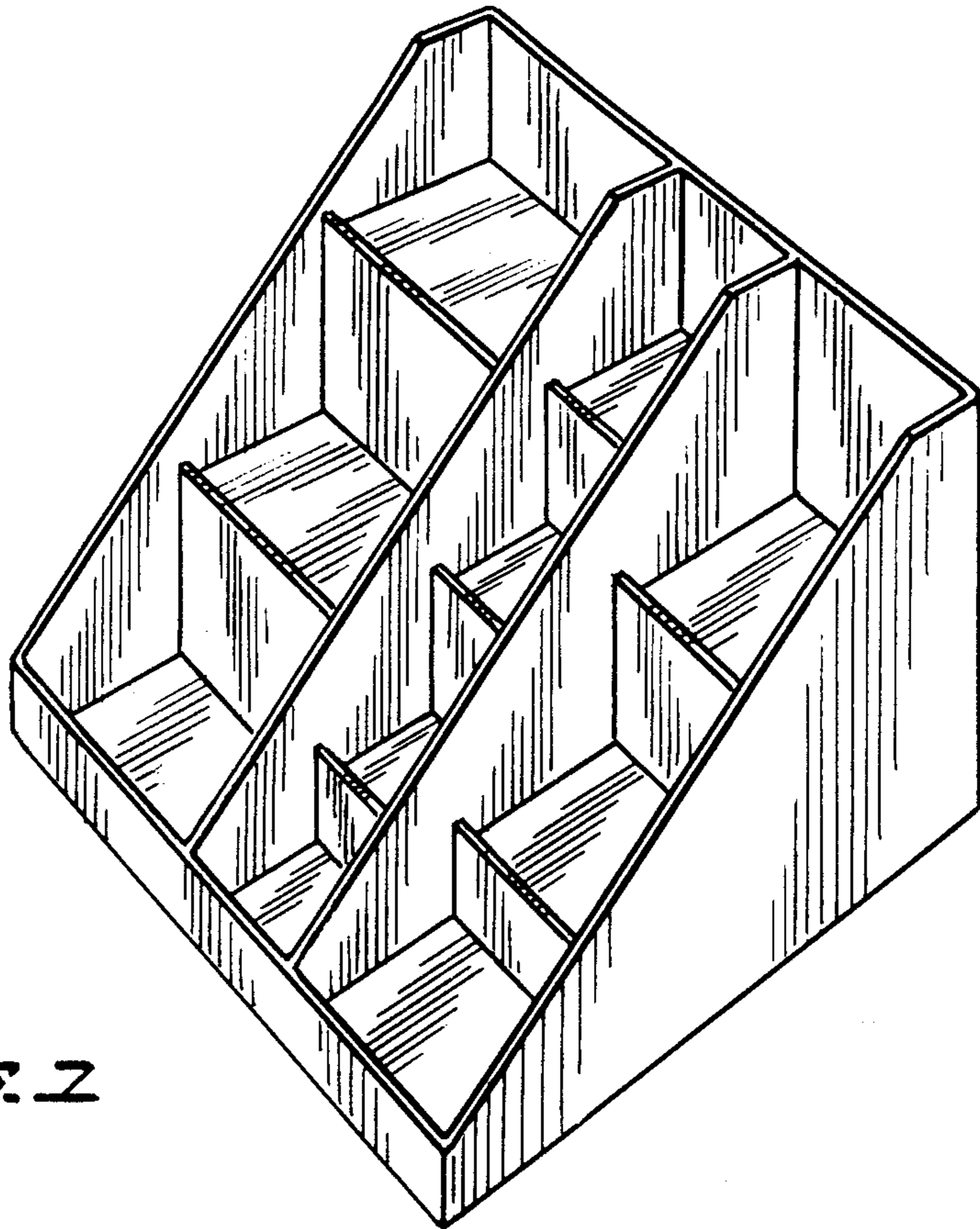


FIG. 1




FIG. 2

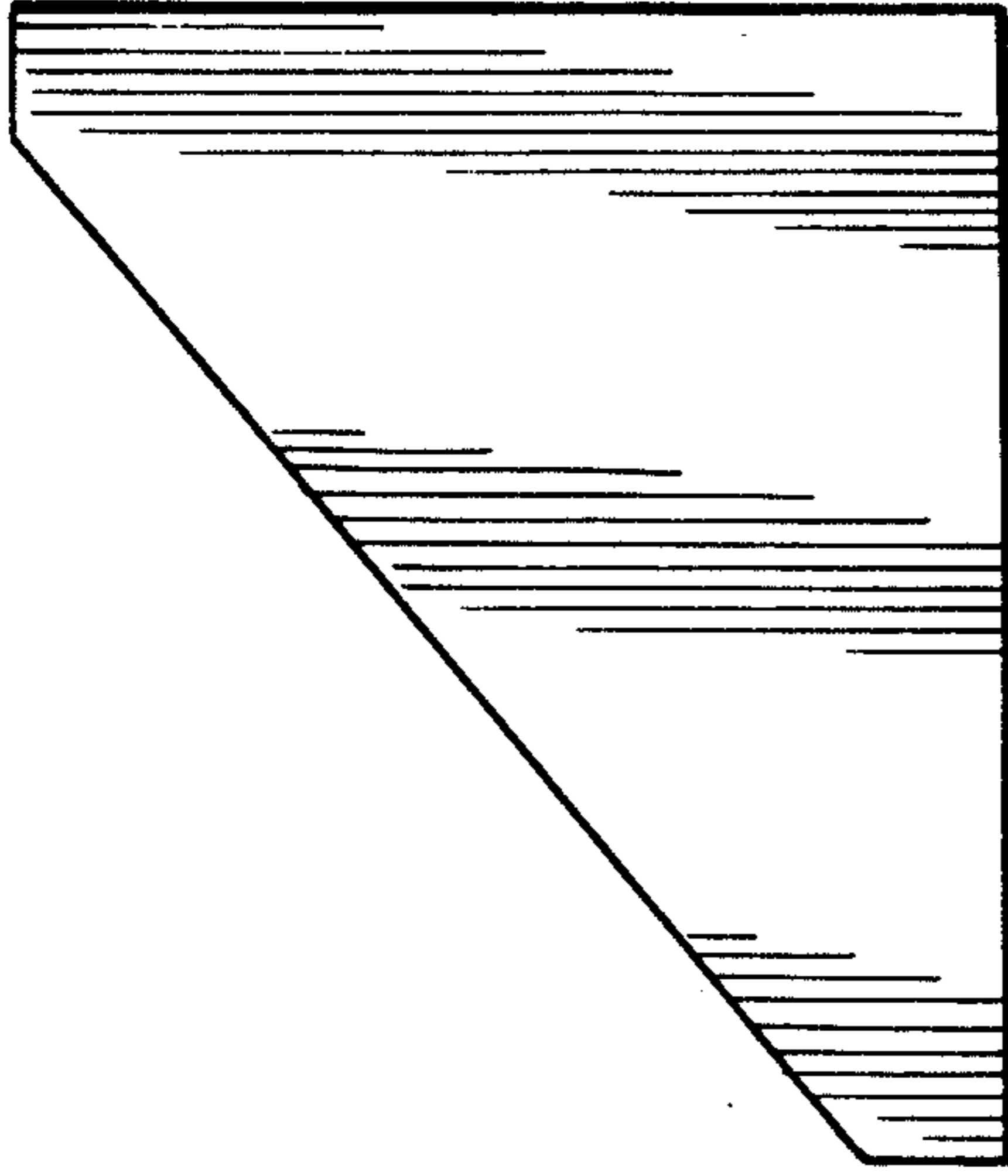


FIG. 5




FIG. 6




FIG. 7




FIG. 8

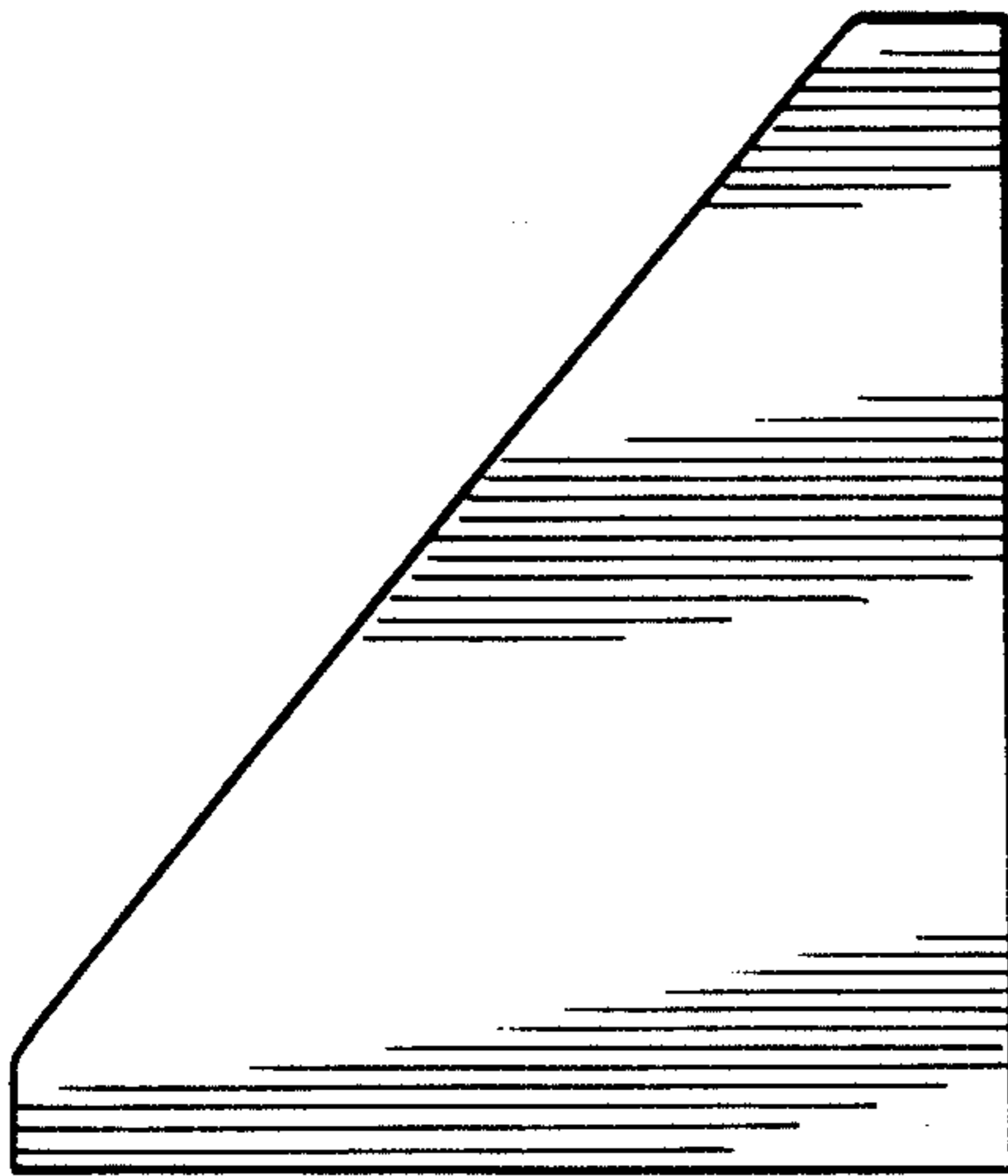


FIG. 9