

[54] ABRASIVE GLOVE

[75] Inventors: Sam Kupperman, Chicago; Dennis Kupperman, Glenview, both of Ill.

[73] Assignee: Rub-A-Venture, Chicago, Ill.

[\*\*] Term: 14 Years

[21] Appl. No.: 899,633

[22] Filed: Apr. 24, 1978

[51] Int. Cl. .... D2-06

[52] U.S. Cl. .... D2/373; D2/372; D2/376

[58] Field of Search ..... 2/161 R, 160; 15/227; 30/172, 298; 51/358, 391, 392, 394, 395, 397, 389, 405, 407; D2/360-377; D7/181, 183, 185

[56] References Cited

U.S. PATENT DOCUMENTS

D. 54,333 12/1919 Reynolds ..... D2/373

168,836	10/1875	Hall .....	2/161 R
1,559,114	10/1925	Maranville .....	15/227
3,121,877	2/1964	Gintner .....	2/159
3,235,881	2/1966	Chisholm .....	2/167
4,038,787	8/1977	Bianchi .....	D2/372 X

Primary Examiner—Catherine E. Kemper

[57] CLAIM

The ornamental design for an abrasive glove, as shown.

DESCRIPTION

FIG. 1 is a bottom plan view of an abrasive glove showing our new design;  
 FIG. 2 is a right side elevational view thereof;  
 FIG. 3 is a top plan view thereof;  
 FIG. 4 is a left side elevational view thereof;  
 FIG. 5 is an elevational view taken in the bottom of FIG. 1;  
 FIG. 6 is an elevational view taken from the top of FIG. 1; and  
 FIG. 7 is an enlarged fragmentary perspective view of an individual scraping element.

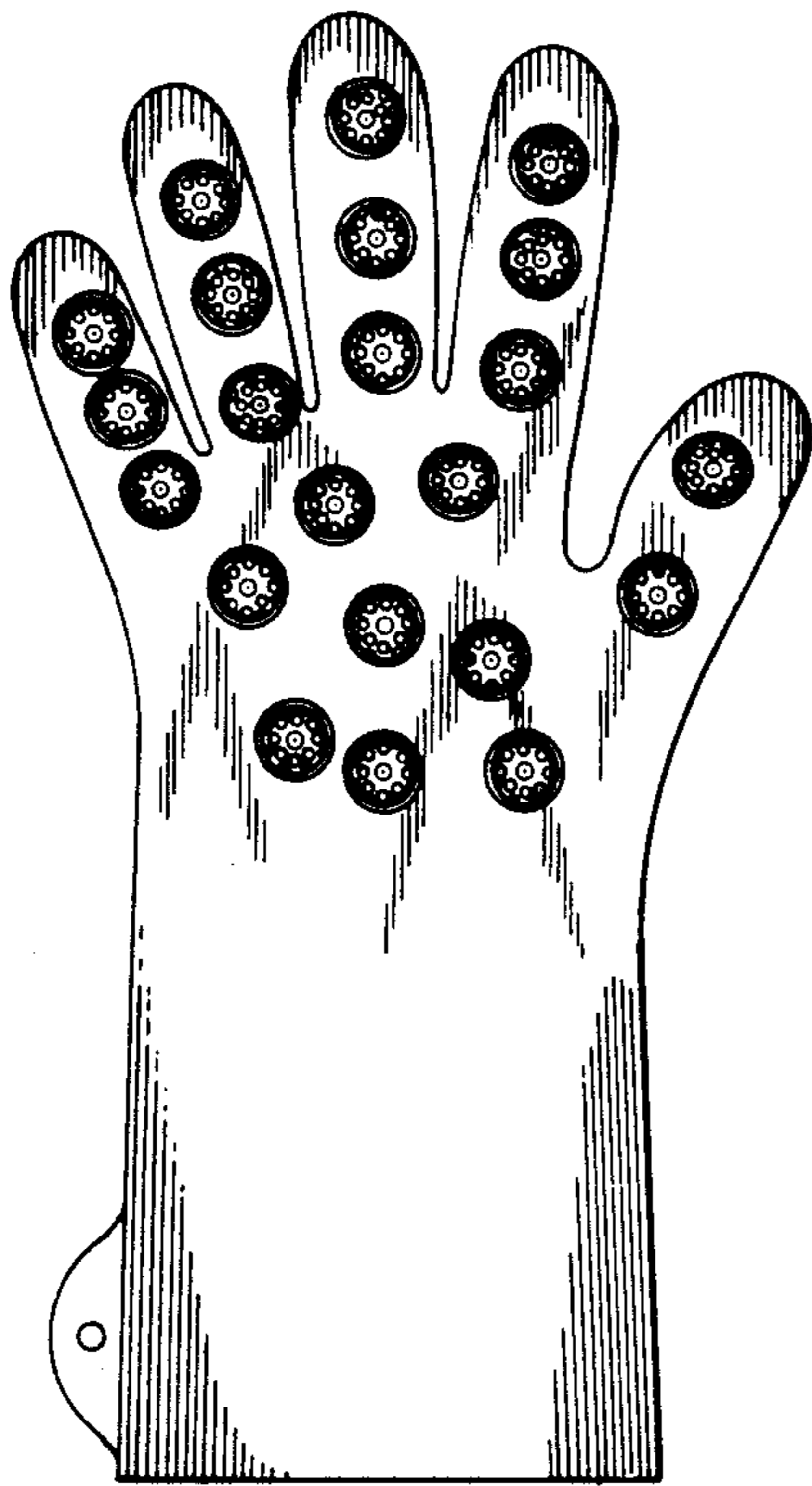


FIG. 4




FIG. 3

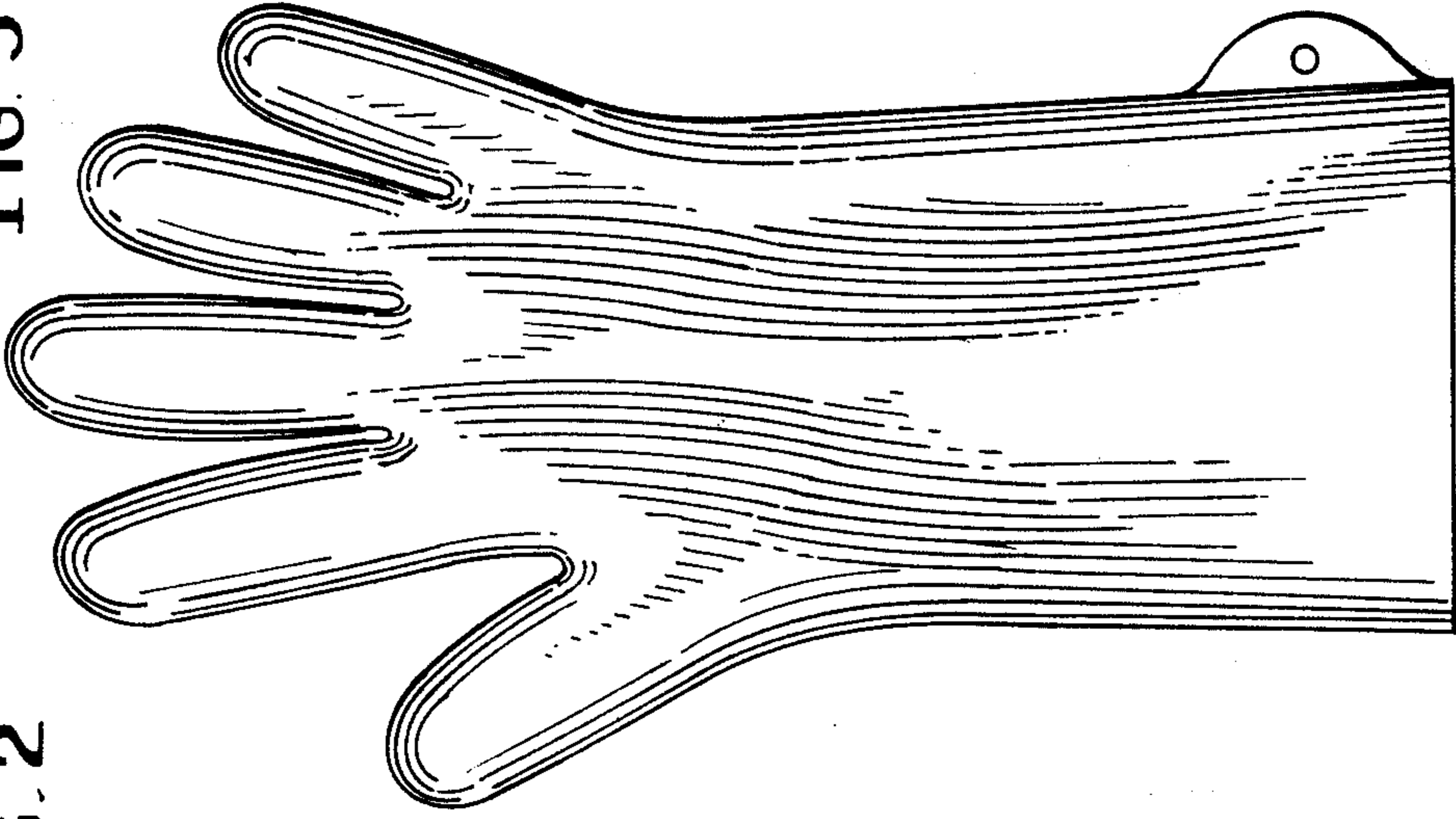


FIG. 2




FIG. 1

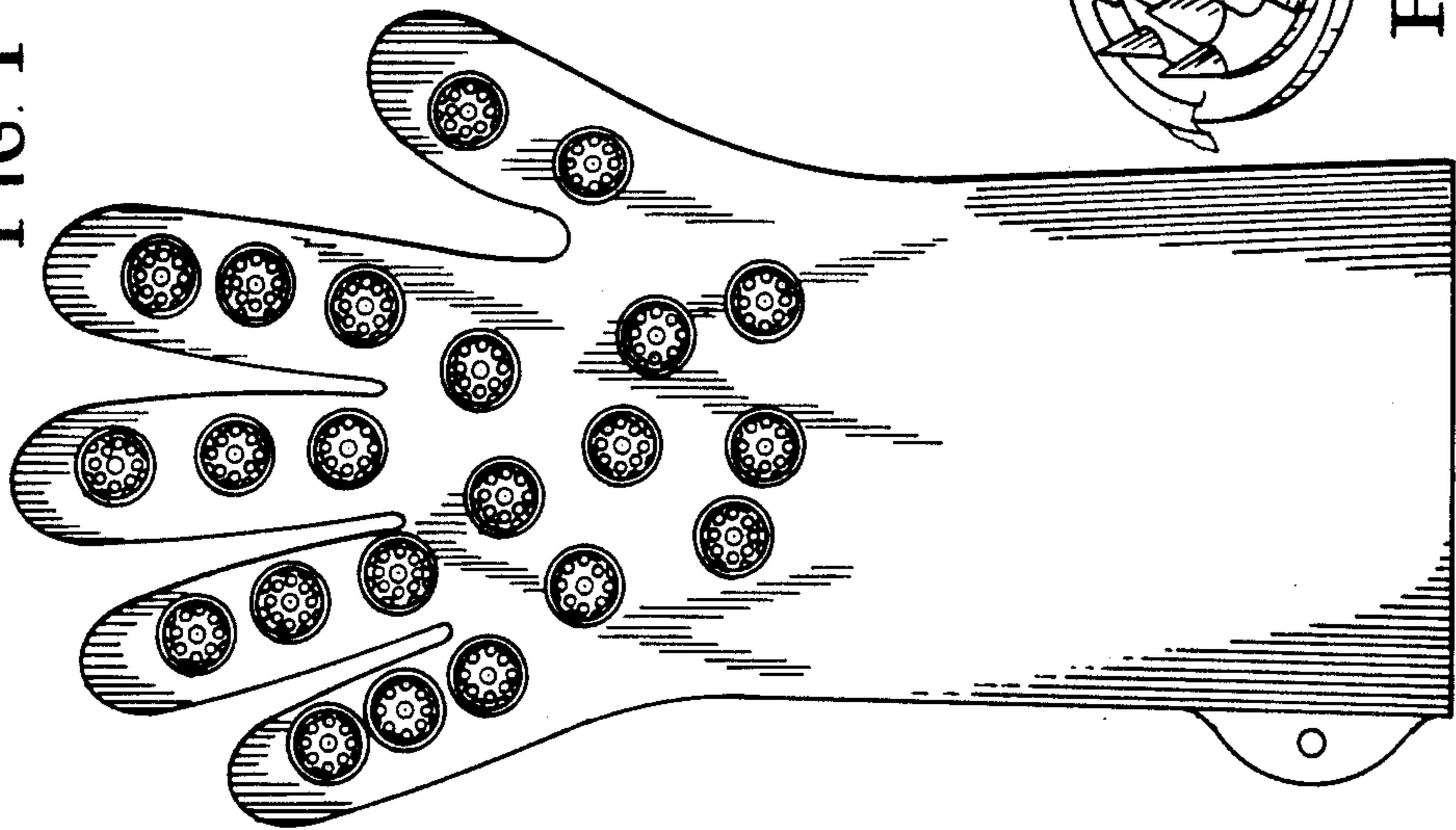


FIG. 7

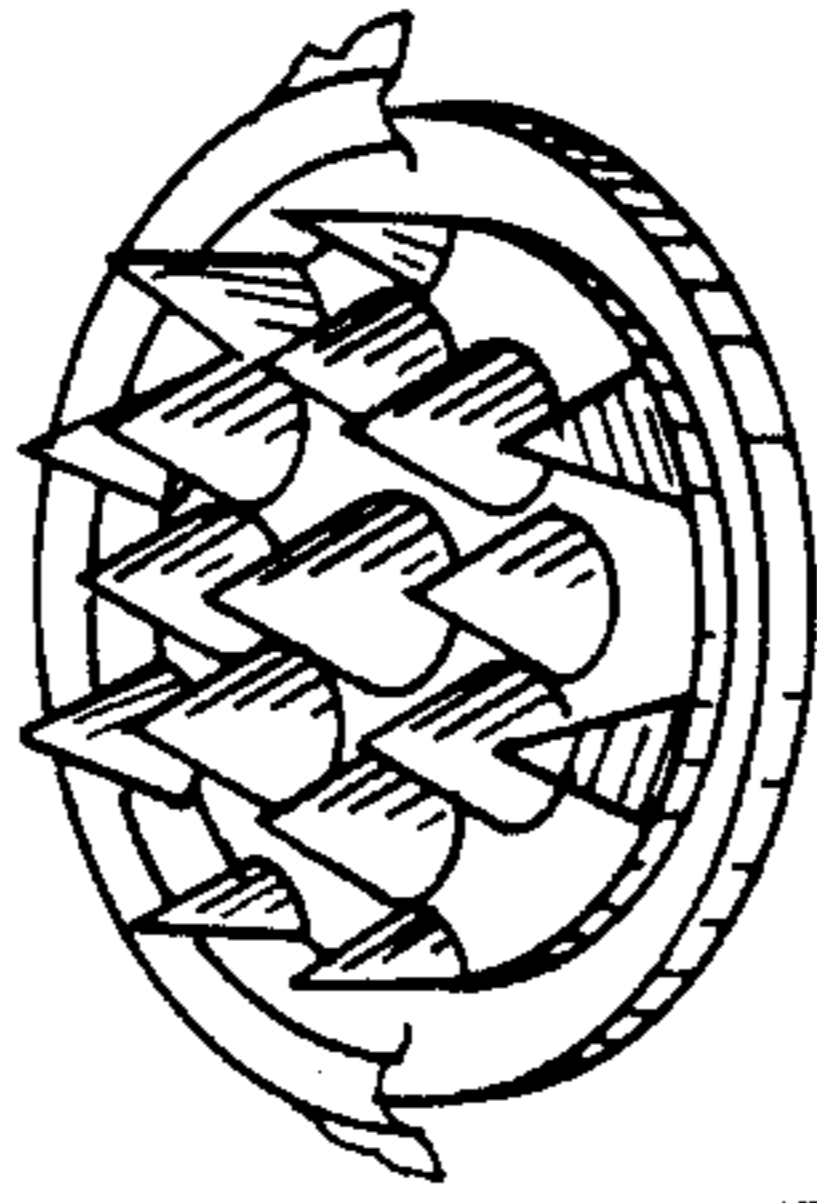


FIG. 5



FIG. 6