

[54] **HOLDER FOR MANICURING IMPLEMENT, BRUSH OR SIMILAR ARTICLE**

[75] **Inventor:** Patrick M. Tomaro, Maplewood, N.J.

[73] **Assignee:** Conair Corporation, Edison, N.J.

[**] **Term:** 14 Years

[21] **Appl. No.:** 896,789

[22] **Filed:** Apr. 14, 1978

[51] **Int. Cl.** D28-03

[52] **U.S. Cl.** D28/58; D28/50; D28/62

[58] **Field of Search** D28/16, 44-53, D28/58, 10, 13, 15, 18, 24, 35; D24/41; D4/14, 19; 30/32, 34 R, 41.9, 43, 43.4-43.6, 43.91, 43.92, DIG. 1, DIG. 2; 34/97; D48/24 A

[56] **References Cited**

U.S. PATENT DOCUMENTS

D. 195,952	8/1963	Sanders	D28/50
D. 226,218	1/1973	Angibaud	D48/24 A
D. 249,565	9/1978	Levin	D28/58
3,986,272	10/1976	Feierabend	34/97

OTHER PUBLICATIONS

Merchandising, Jun. 1976, p. 35-Norelco "Complexion Plus".

Primary Examiner—Louis S. Zarfes

Attorney, Agent, or Firm—Haynes N. Johnson

[57] **CLAIM**

The ornamental design for a holder for manicuring implement, brush or similar article, substantially as shown and described.

DESCRIPTION

FIG. 1 is a right side perspective view of a holder in a first position showing my new design;

FIG. 2 is a left side perspective view of the holder of FIG. 1 in a second position, with the top portion rotated 180° relative to the handle portion;

FIG. 3 is a top plan view of the holder in the position of FIG. 1;

FIG. 4 is a rear elevational view of the holder in the position of FIG. 1;

FIG. 5 is a right side elevational view of the holder in the position of FIG. 1;

FIG. 6 is a front elevational view of the holder in the position of FIG. 1;

FIG. 7 is a bottom plan view of the holder in the position of FIG. 1;

FIG. 8 is a right side elevational view of the holder with nail file attachment;

FIG. 9 is a top plan view of the holder and nail file attachment of FIG. 8;

FIG. 10 is a right side elevational view of the holder with brush attachment;

FIG. 11 is a front elevational view of the holder and brush attachment of FIG. 10.

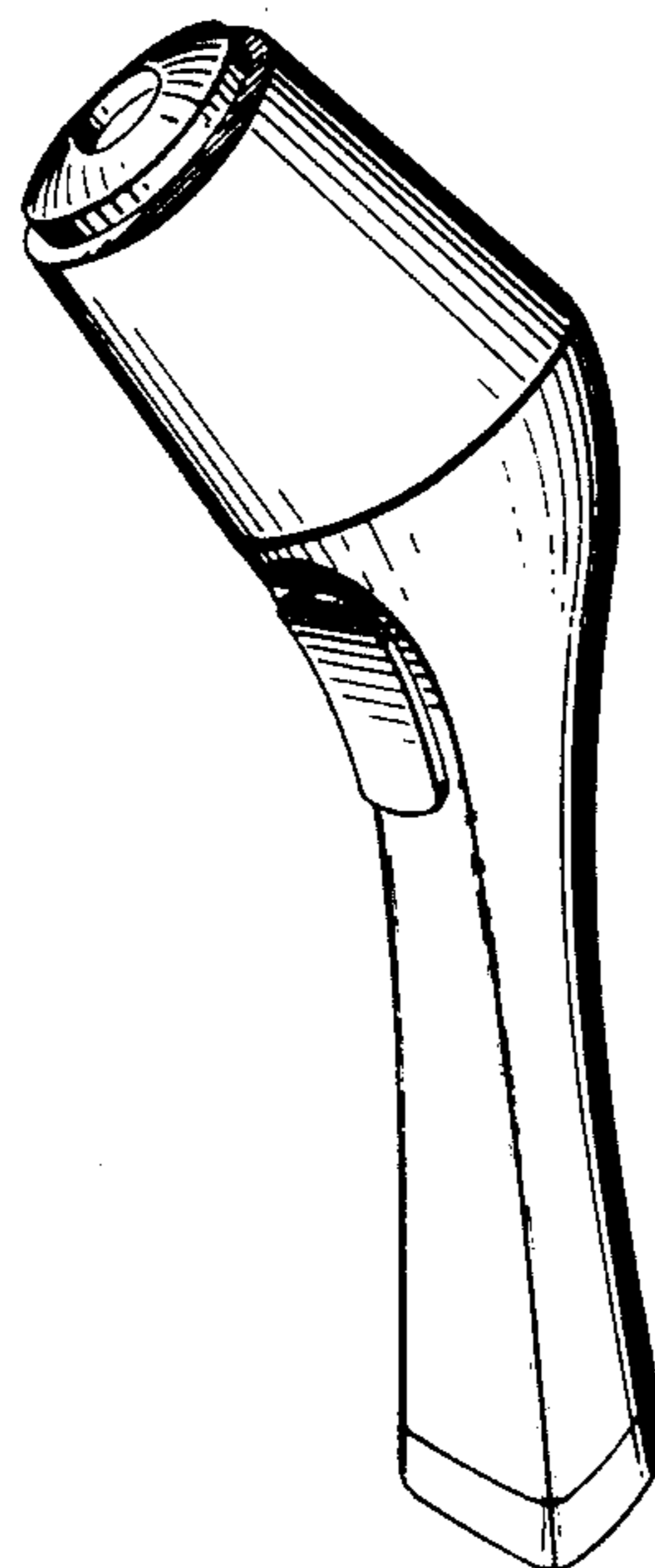
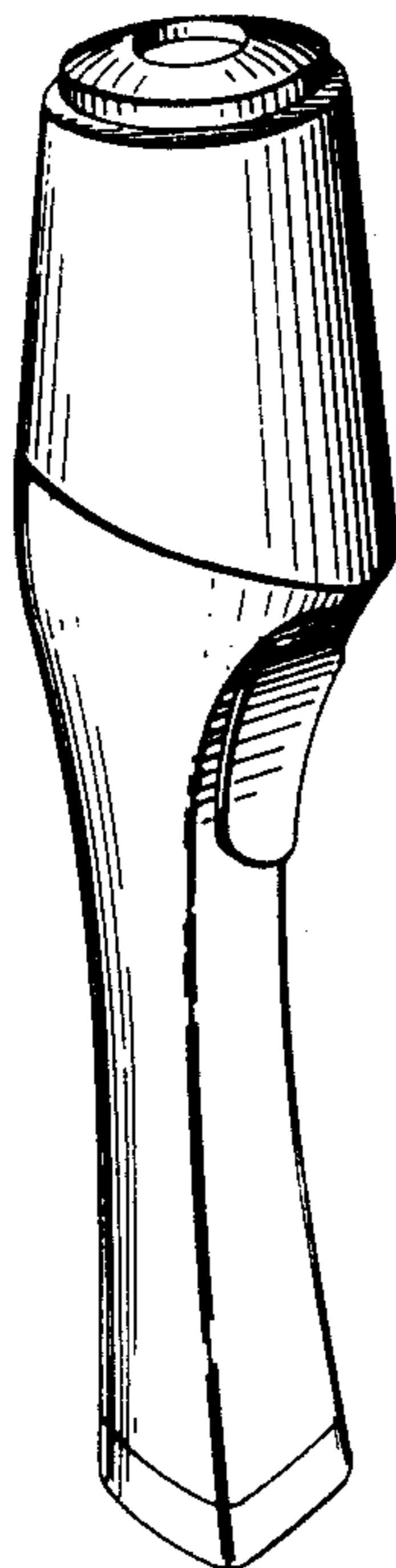


Fig. 1

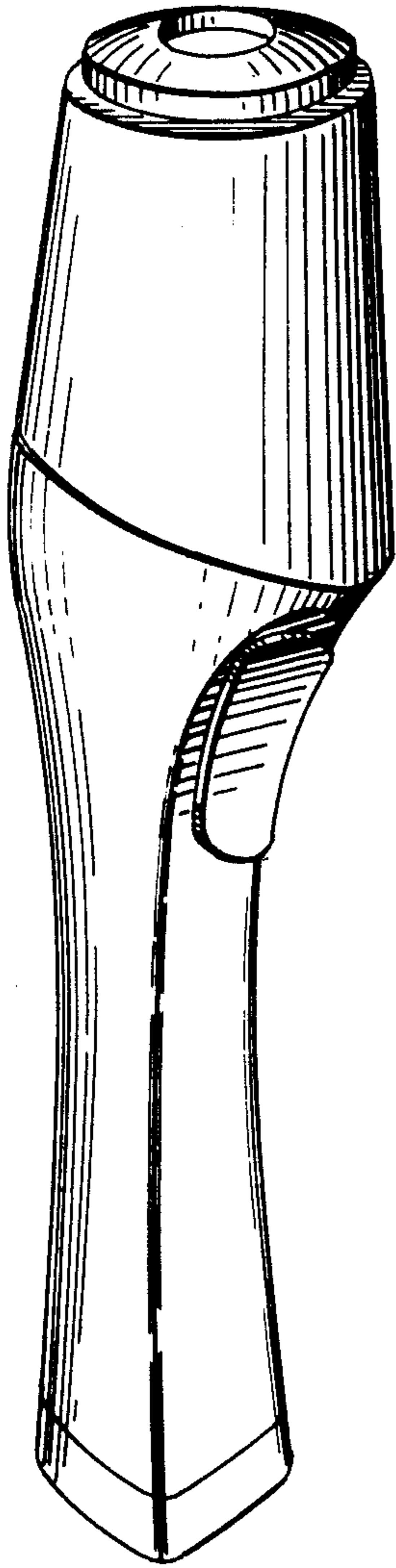


Fig. 2.




Fig. 3.

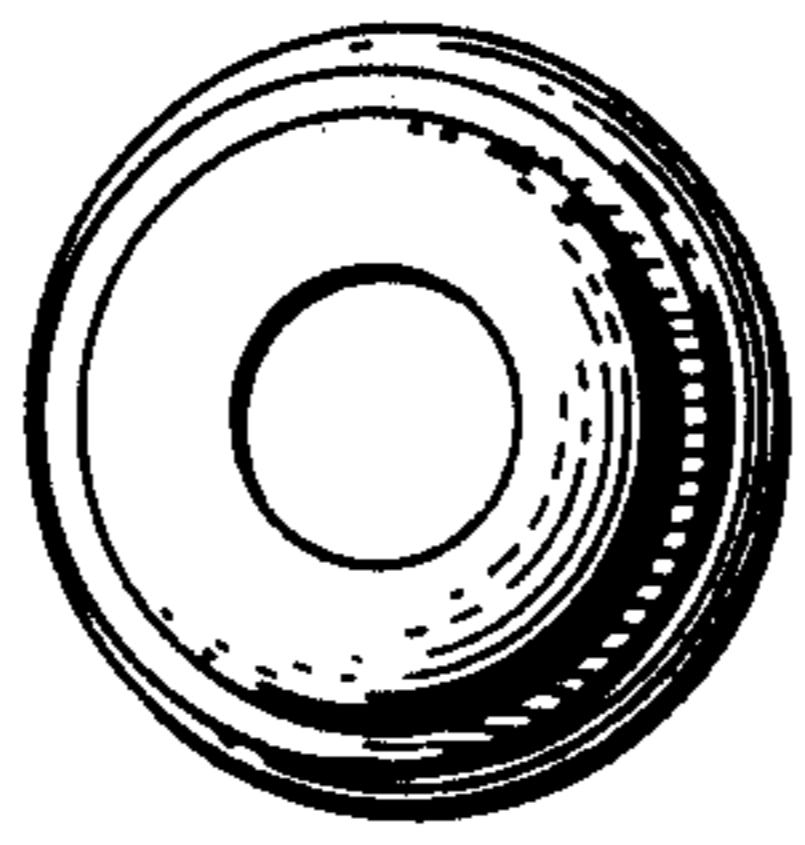


Fig. 4.




Fig. 5.

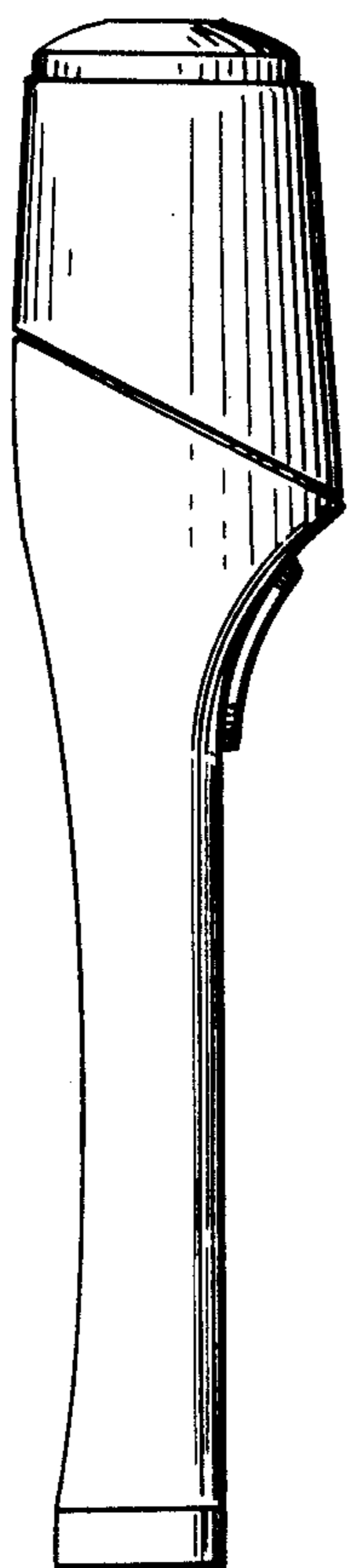


Fig. 6.

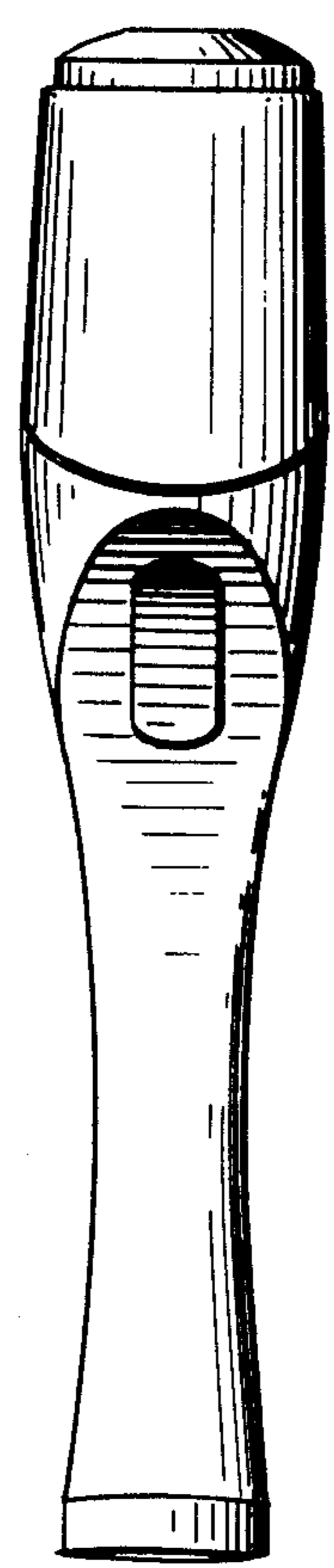


Fig. 7.

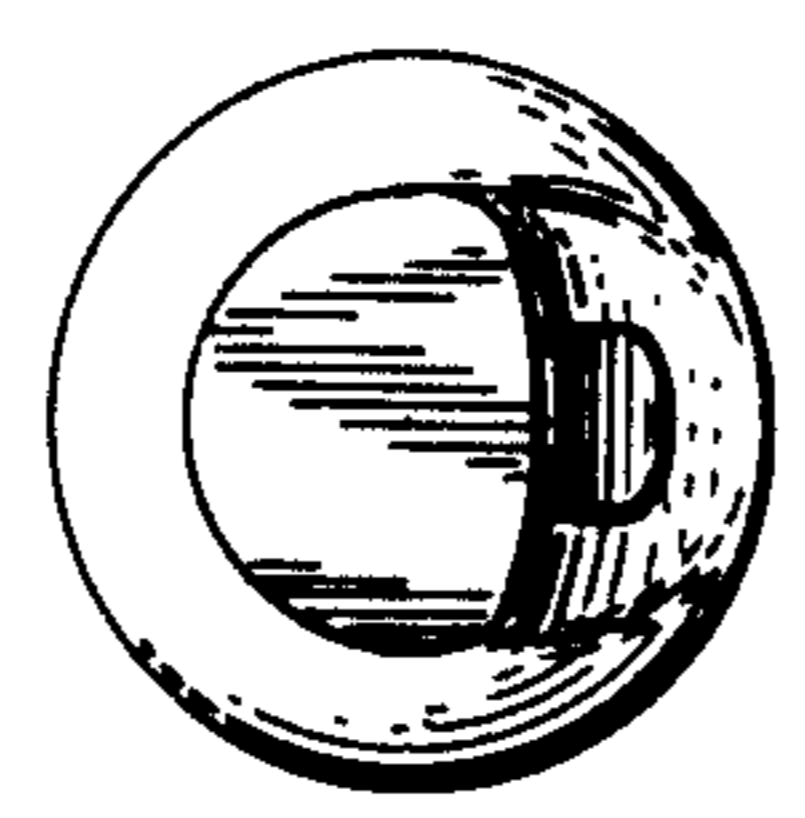


Fig. 8.


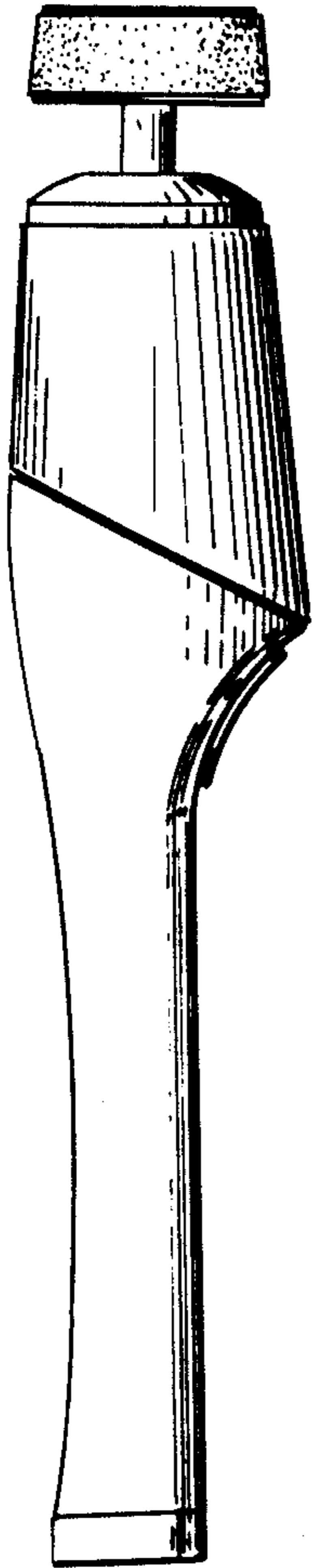


Fig. 9.

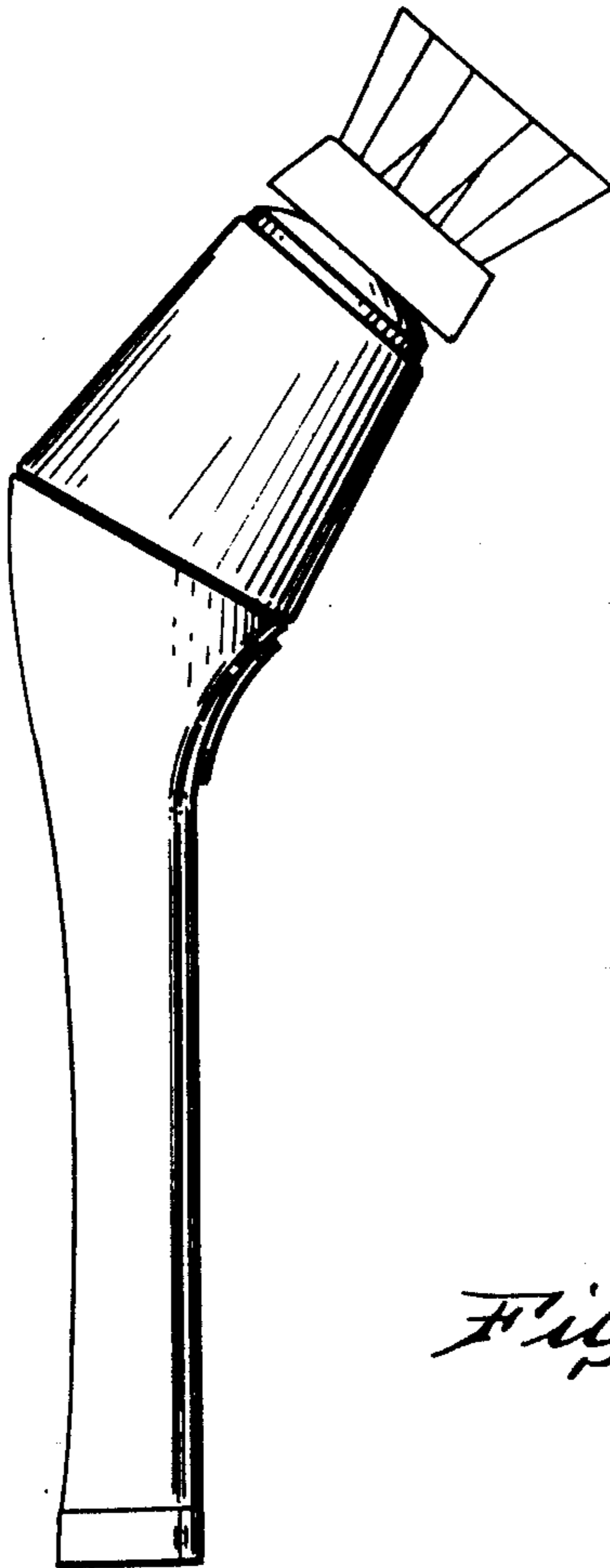


Fig. 10.

Fig. 11.

