

[54] BLOCKING BAFFLE

[75] Inventor: Bruce K. Ward, St. Louis Park, Minn.

[73] Assignee: Diversified Insulation, Inc., Hamel, Minn.

[\*\*] Term: 14 Years

[21] Appl. No.: 889,059

[22] Filed: Mar. 22, 1978

[51] Int. Cl. .... D23-04

[52] U.S. Cl. .... D23/163; D25/80; D25/97

[58] Field of Search ..... 98/35, 37, DIG. 6; 52/198, 199, 95, 302, 303, 305; D23/153, 163; D25/80, 81, 87, 97, 98

[56] References Cited

U.S. PATENT DOCUMENTS

3,160,987	12/1964	Pinkley	52/95
3,683,785	8/1972	Grange	98/35
3,863,553	2/1975	Koontz	98/37 X
3,972,164	8/1976	Grange	52/95
4,050,364	9/1977	Maus	98/37

4,159,673 7/1979 Weirch ..... 52/199 X

Primary Examiner—A. Hugo Word  
Attorney, Agent, or Firm—Richard O. Bartz

[57] CLAIM

The ornamental design for a blocking baffle, substantially as shown and described.

DESCRIPTION

FIG. 1 is a top plan view of a first modification of a blocking baffle showing my new design;  
 FIG. 2 is a left side elevational view of FIG. 1;  
 FIG. 3 is a right side elevational view of FIG. 1;  
 FIG. 4 is a bottom plan view of FIG. 1;  
 FIG. 5 is a front elevational view of FIG. 1;  
 FIG. 6 is a rear elevational view of FIG. 1;  
 FIG. 7 is a top plan view of a second modification of a blocking baffle showing my new design;  
 FIG. 8 is a side elevational view of the left side of FIG. 7;  
 FIG. 9 is a side elevational view of the right side of FIG. 7;  
 FIG. 10 is a bottom plan view of FIG. 7;  
 FIG. 11 is a front elevational view of FIG. 7; and  
 FIG. 12 is a rear elevational view of FIG. 7.






FIG. 1



FIG. 2



FIG. 3

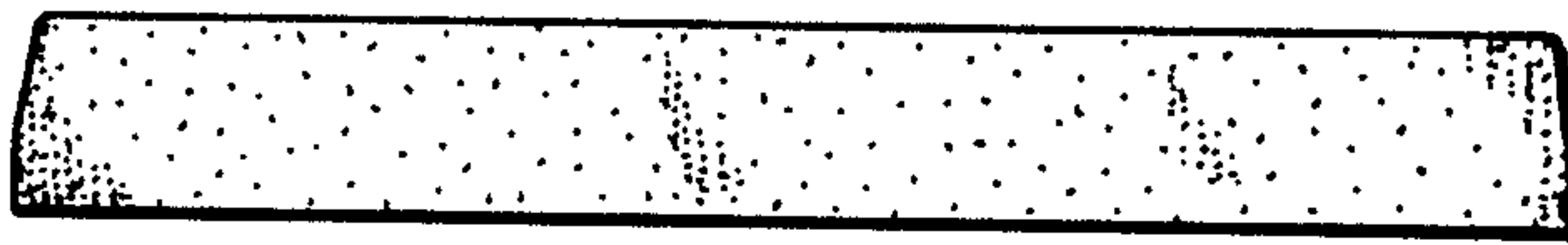


FIG. 4




FIG. 5

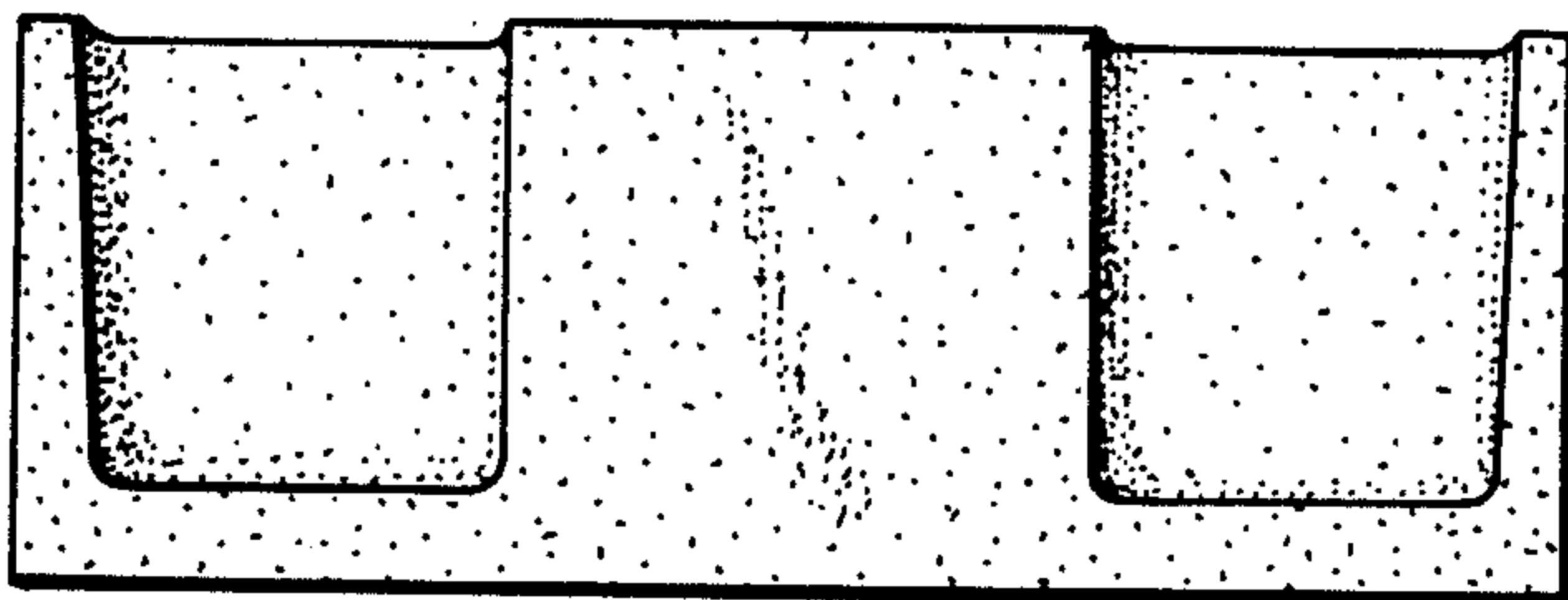


FIG. 6




FIG. 7



FIG. 8



FIG. 9

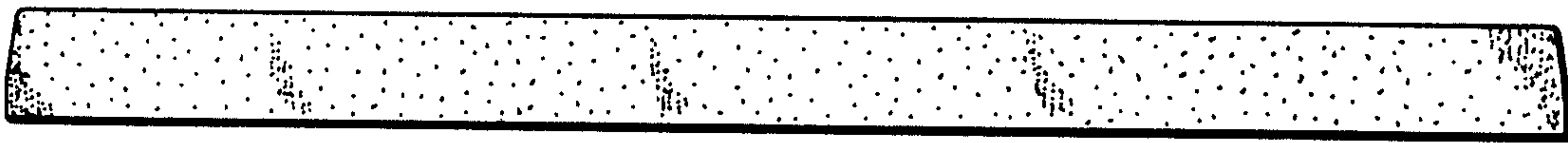


FIG. 10



FIG. 11

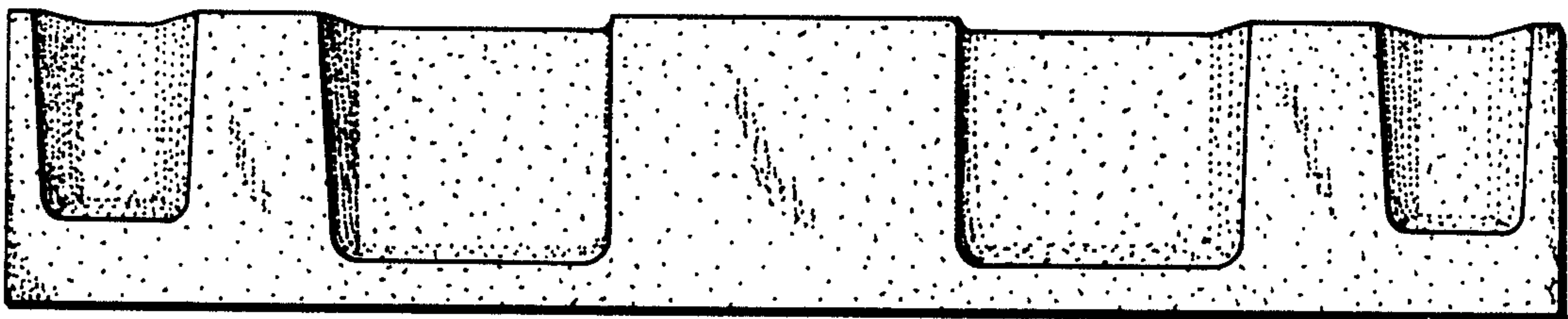


FIG. 12