

[54] SOUND AMPLIFIER CABINET

[75] Inventor: Eugene Kornblum, Clayton, Mo.

[73] Assignee: St. Louis Music Supply Company, Inc., St. Louis, Mo.

[**] Term: 14 Years

[21] Appl. No.: 1,147

[22] Filed: Jan. 5, 1979

[51] Int. Cl. D14-01

[52] U.S. Cl. D14/33; D14/34; D14/96; D6/154

[58] Field of Search D9/195, 248, 246, 247; D6/154, 68; 181/148, 156, 163, 199, 198, 0.5, 143, 145; D14/33, 34, 96

[56] References Cited

U.S. PATENT DOCUMENTS

D. 192,858	5/1962	Fender	D14/33
D. 206,070	10/1966	Matsuda	D14/33
D. 209,288	11/1967	Spranger	D14/34
D. 211,091	5/1968	Wilder	D14/33

D. 228,923	10/1973	Rankin	D14/33
D. 237,089	10/1975	Walker	D14/33
D. 240,315	6/1976	Kimbell et al.	D14/34
D. 250,760	1/1979	Ash et al.	D14/34
3,520,559	7/1970	Ross	181/143
4,168,762	9/1979	Griffin, Jr.	181/199 X

OTHER PUBLICATIONS

Grossman Music Corporation, ©1968, p. 343, Mark Eight Amplifier, top of page.

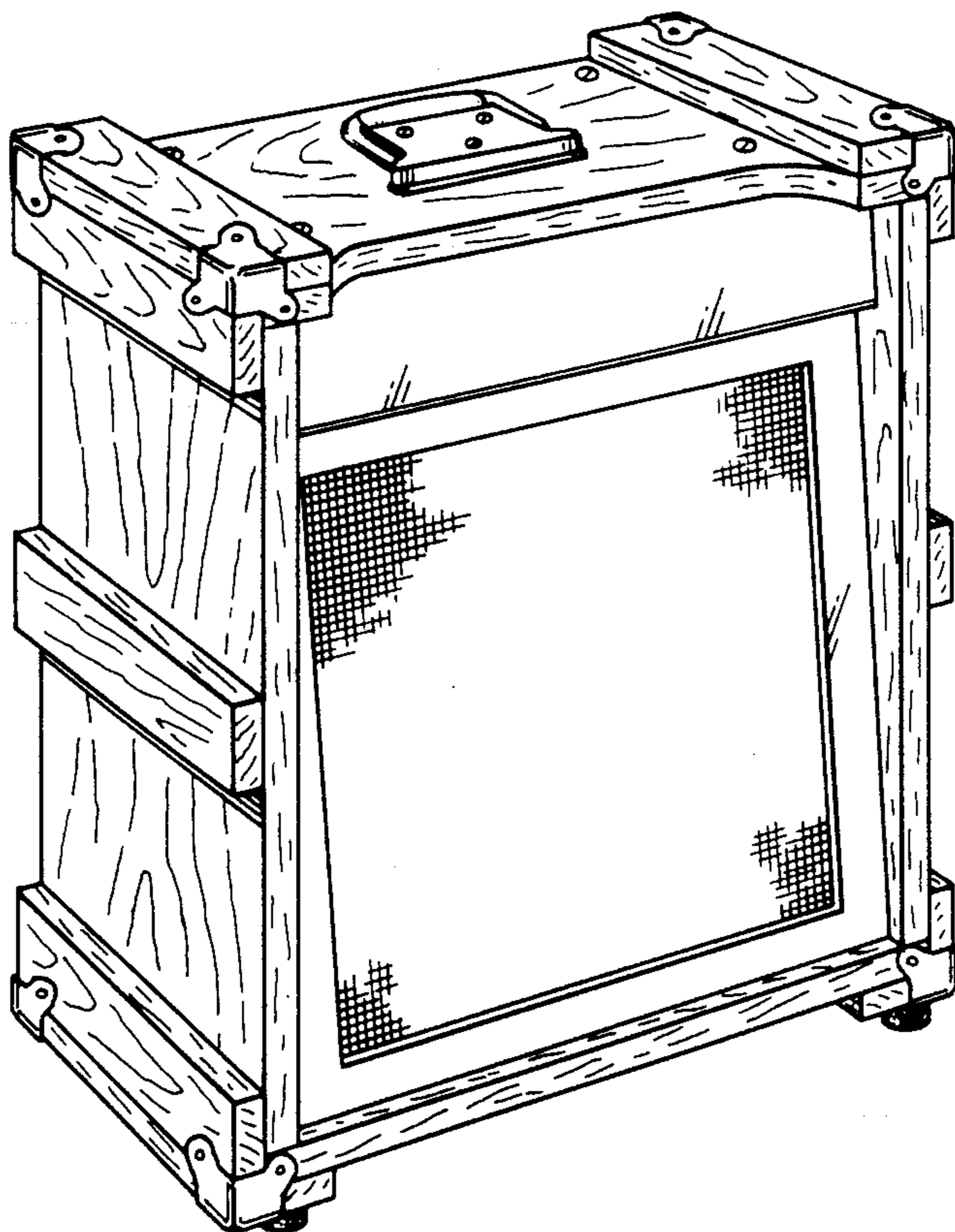
Primary Examiner—Bernard Ansher
Attorney, Agent, or Firm—Kalish & Gilster

[57] CLAIM

The ornamental design for a sound amplifier cabinet, substantially as shown.

DESCRIPTION

FIG. 1 is a front prospective view of the sound amplifier cabinet showing my new design; FIG. 2 is a rear elevational view thereof; FIG. 3 is a top plan view thereof; FIG. 4 is a bottom plan view thereof; and FIG. 5 is a side elevational view as seen from the left of FIG. 2, the opposite side being the same.






FIG. 1




FIG. 3

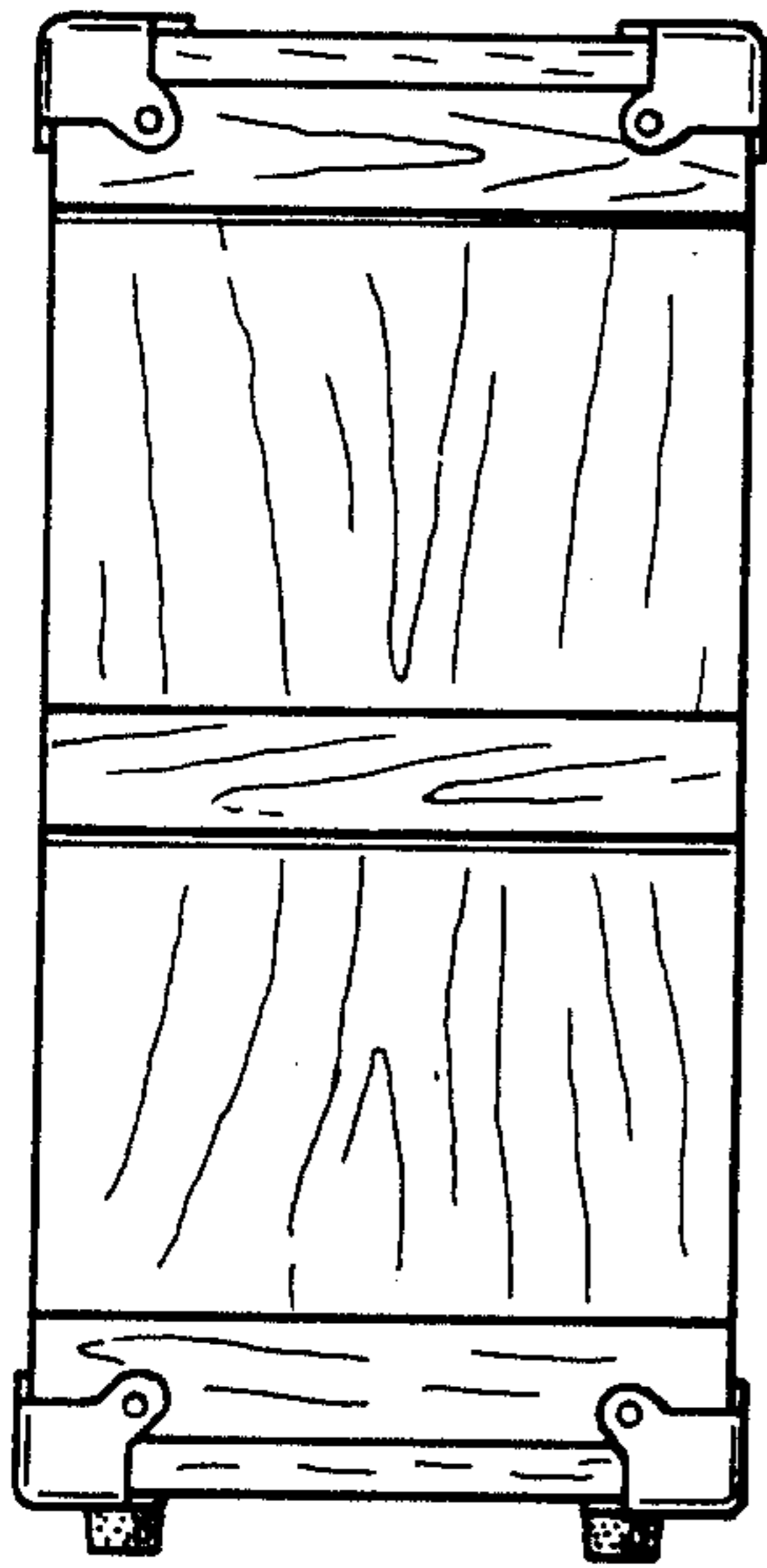


FIG. 5

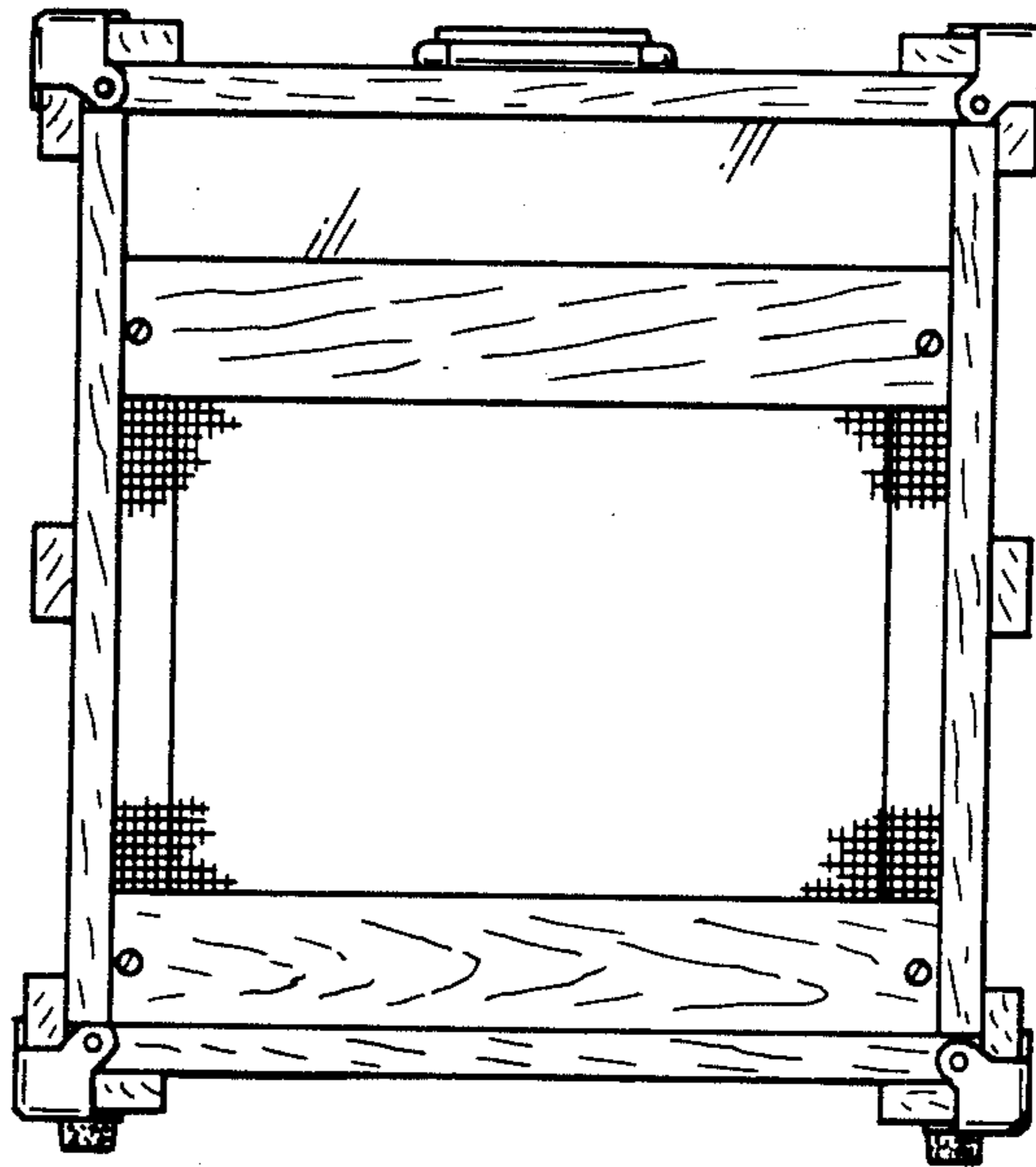


FIG. 2

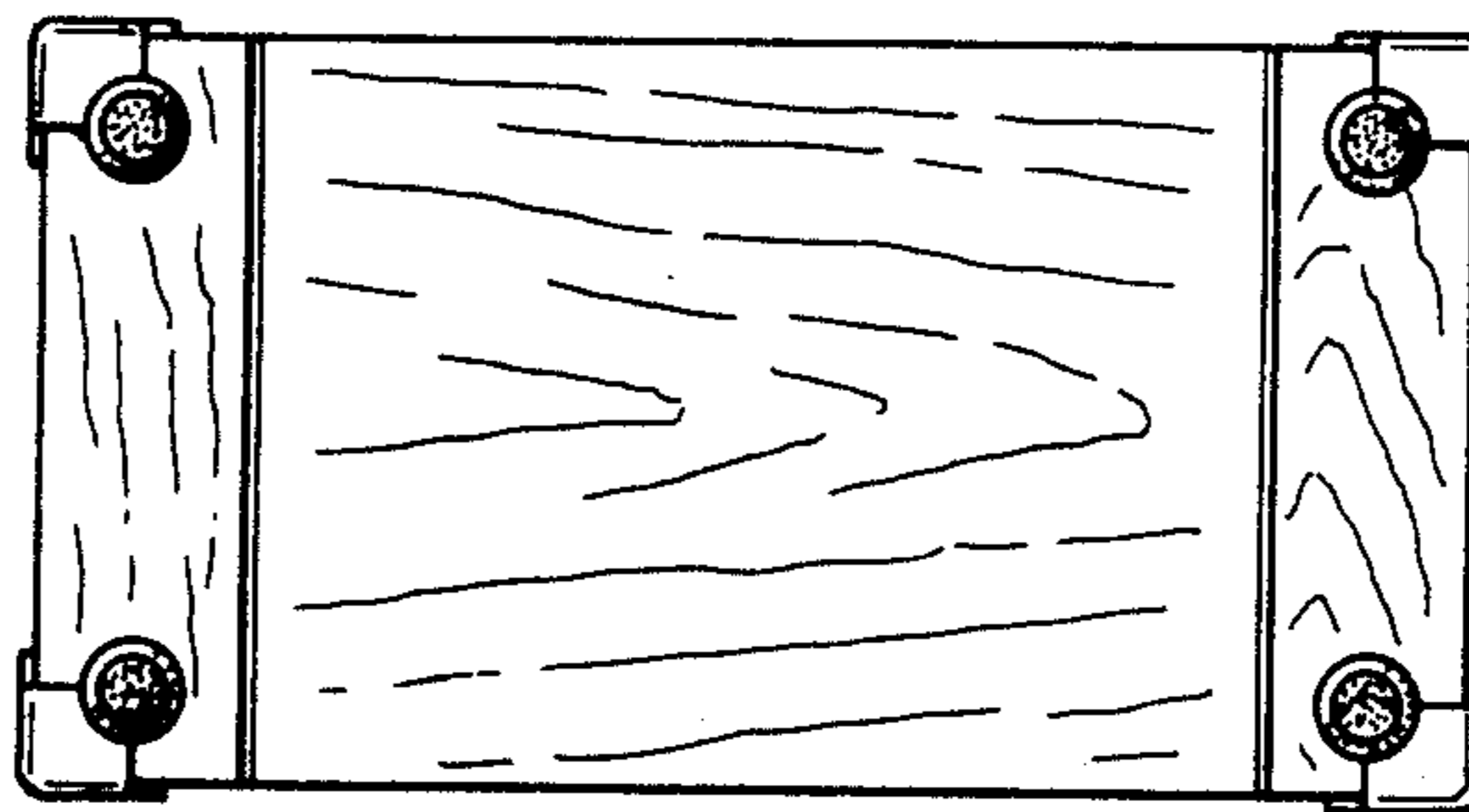


FIG. 4