

[54] CALIPER

[75] Inventor: Takasi Kobasi, Utsunomiya, Japan

[73] Assignee: Mitutoyo Mfg. Co., Ltd., Tokyo, Japan

[**] Term: 14 Years

[21] Appl. No.: 930,510

[22] Filed: Aug. 3, 1978

[30] Foreign Application Priority Data

Feb. 7, 1978 [JP] Japan 53/3843

[51] Int. Cl. D10-04

[52] U.S. Cl. D10/73

[58] Field of Search D10/73; 33/147 T, 147 R, 33/147 F, 147 G, 147 H

[56] References Cited

U.S. PATENT DOCUMENTS

- D. 245,072 7/1977 Shibukawa D10/73
- 3,447,244 6/1969 Scholl 33/147 T
- 4,077,129 3/1978 Nishikata 33/143 M

4,106,204 8/1978 Schäder 33/147 T

FOREIGN PATENT DOCUMENTS

489774 6/1970 Switzerland 33/147 T

OTHER PUBLICATIONS

Mitutoyo Cat. #900-Mar. 1973-pp. 49-51.

Primary Examiner—Nelson C. Holtje

Attorney, Agent, or Firm—William L. Androlia

[57] CLAIM

The ornamental design for a caliper, as shown and described.

DESCRIPTION

FIG. 1 is a front perspective view of a caliper showing my new design;

FIG. 2 is a right side elevational view thereof;

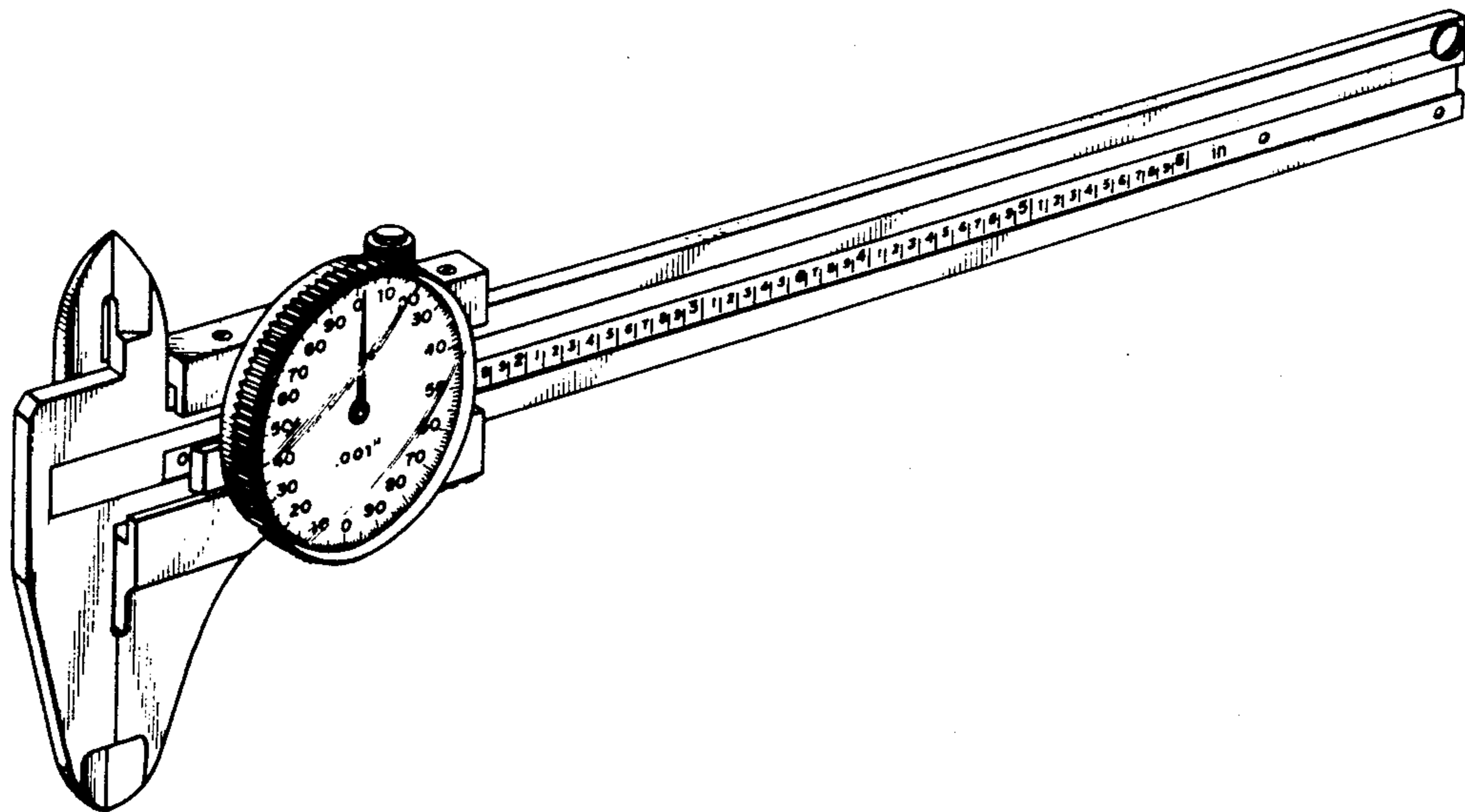
FIG. 3 is a left side elevational view thereof;

FIG. 4 is a top plan view thereof;

FIG. 5 is a front elevational view thereof;

FIG. 6 is a rear elevational view thereof; and

FIG. 7 is a bottom plan view thereof.



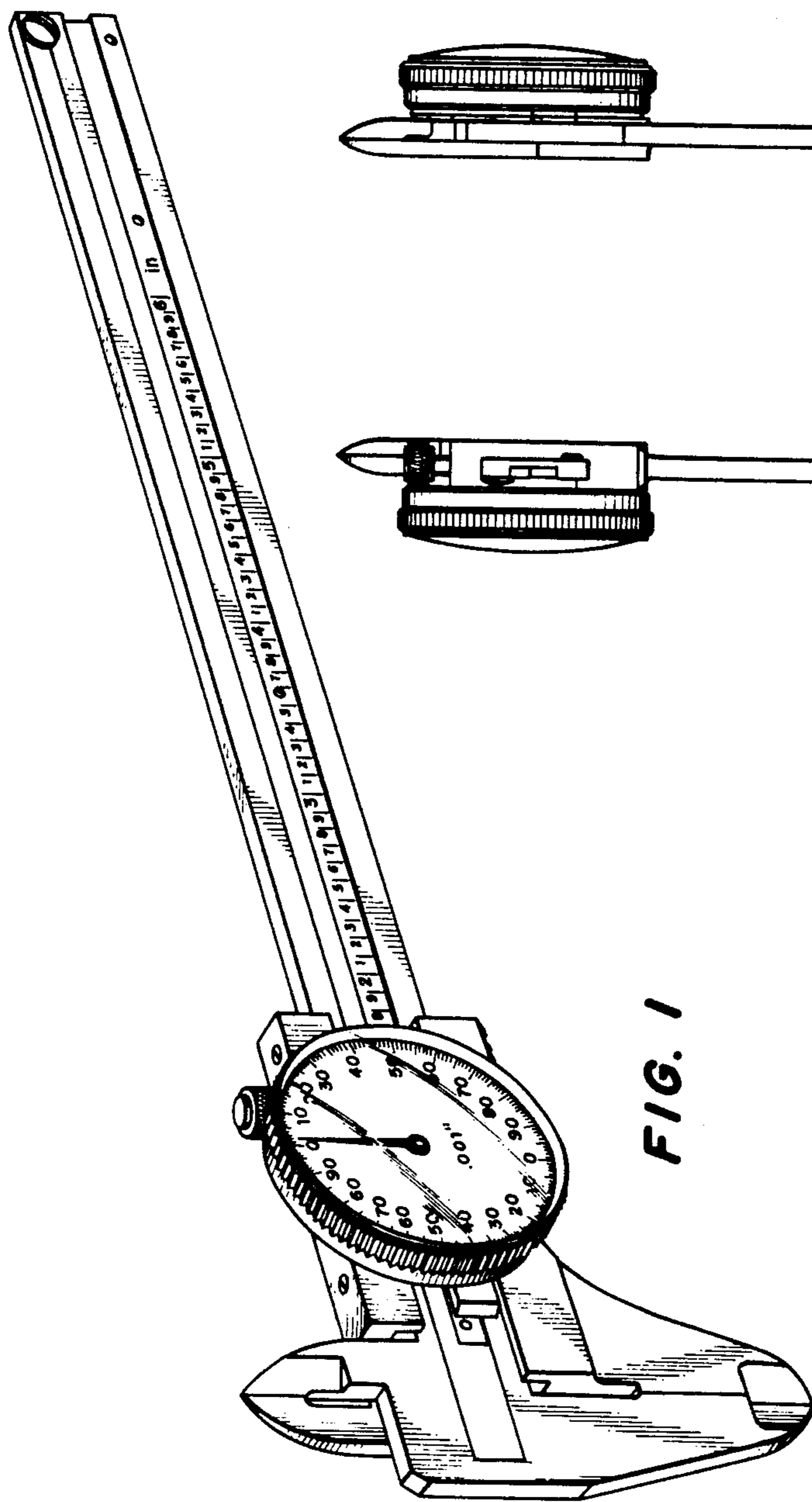


FIG. 1



FIG. 3




FIG. 2




FIG. 4

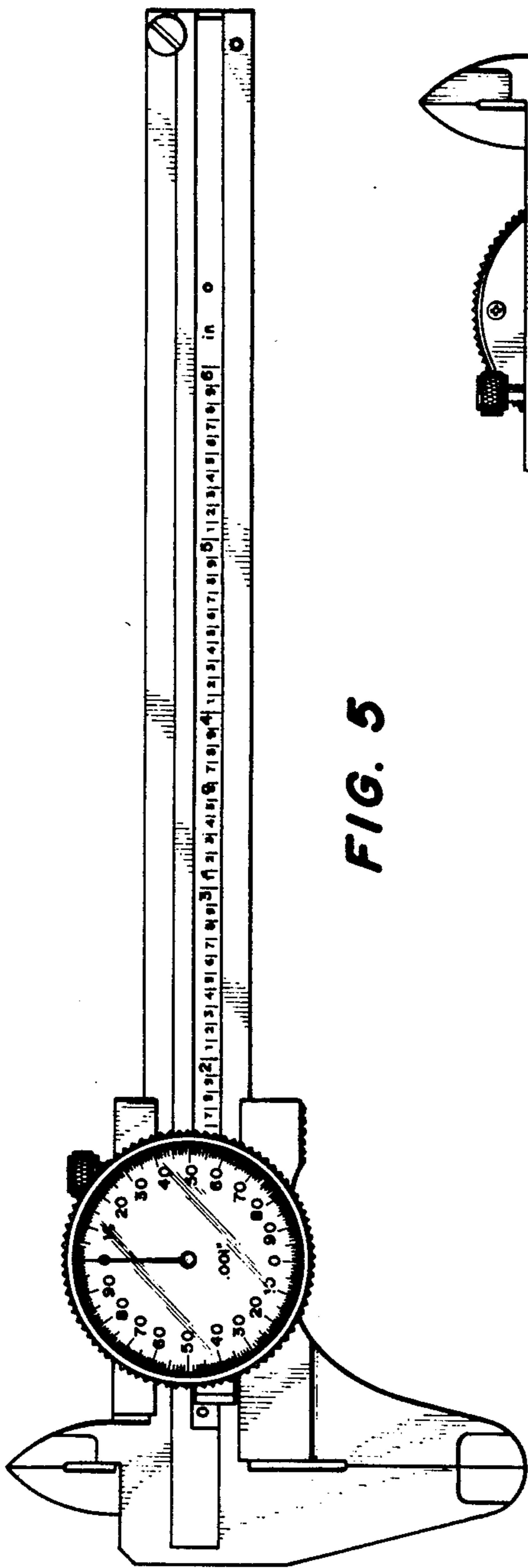


FIG. 5

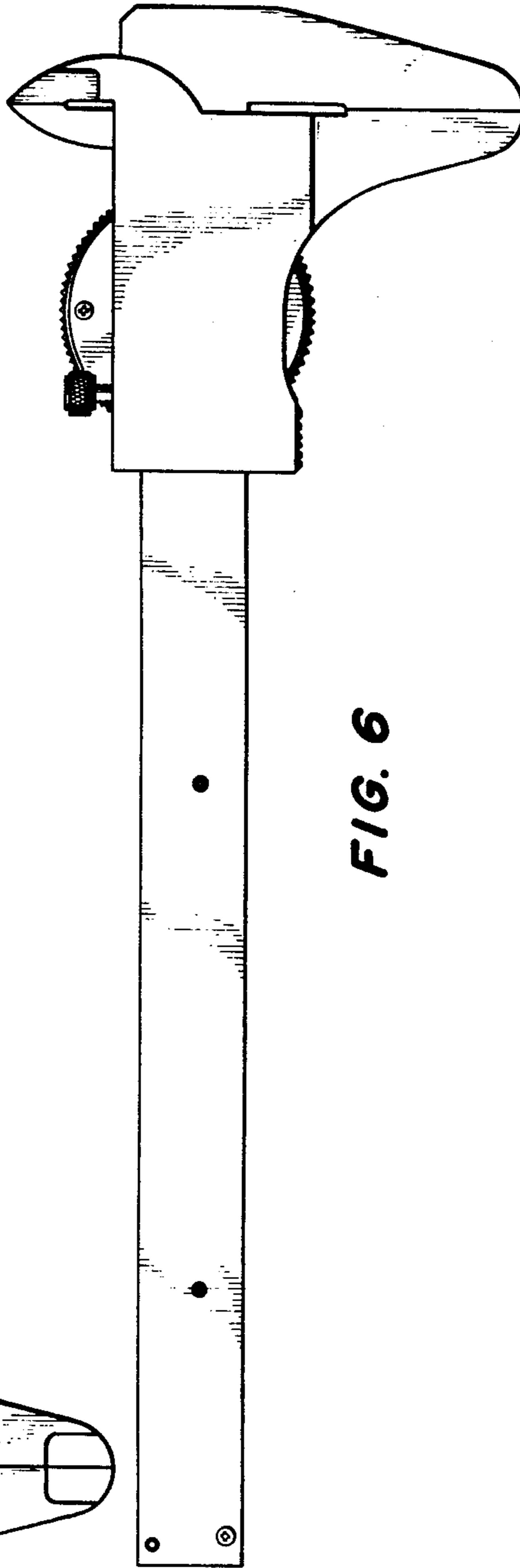


FIG. 6




FIG. 7