

[54] WALL MOUNTED JEWELRY ORGANIZER

[75] Inventor: Kurt F. Gruenewald, Utica, N.Y.

[73] Assignee: Mele Manufacturing Co., Inc.

[**] Term: 14 Years

[21] Appl. No.: 884,717

[22] Filed: Mar. 8, 1978

[51] Int. Cl. D6-04

[52] U.S. Cl. D6/130; D6/141; D6/157; D6/188

[58] Field of Search D6/85, 114, 116, 123, D6/125, 130-136, 140, 157, 182, 184, 186, 188, 141; 211/13, 87, 88, 90

[56] References Cited

U.S. PATENT DOCUMENTS

D. 248,801	8/1978	Tafoya	D6/188
D. 249,273	9/1978	Day	D6/188
D. 249,607	9/1978	Goldman et al.	D6/134
D. 249,751	10/1978	Gruenewald	D6/157

D. 251,340 3/1979 Strasser D6/157

Primary Examiner—Wallace R. Burke
Assistant Examiner—B. J. Bullock
Attorney, Agent, or Firm—David S. Kane

[57] CLAIM

The ornamental design for a wall mounted jewelry organizer, as shown and described.

DESCRIPTION

FIG. 1 is an isometric view of the wall mounted jewelry organizer, showing my new design.

FIG. 2 is a front elevational view thereof.

FIG. 3 is a side elevational view taken from the right of FIG. 2.

FIG. 4 is a side elevational view taken from the left of FIG. 2.

FIG. 5 is a top plan view thereof.

FIG. 6 is a bottom plan view thereof.

FIG. 7 is a rear elevational view thereof.

The cross line shading partially shown in FIGS. 1, 2 and 5 is understood to represent conventional fabric which extends throughout the circumscribed areas.




FIG. 1

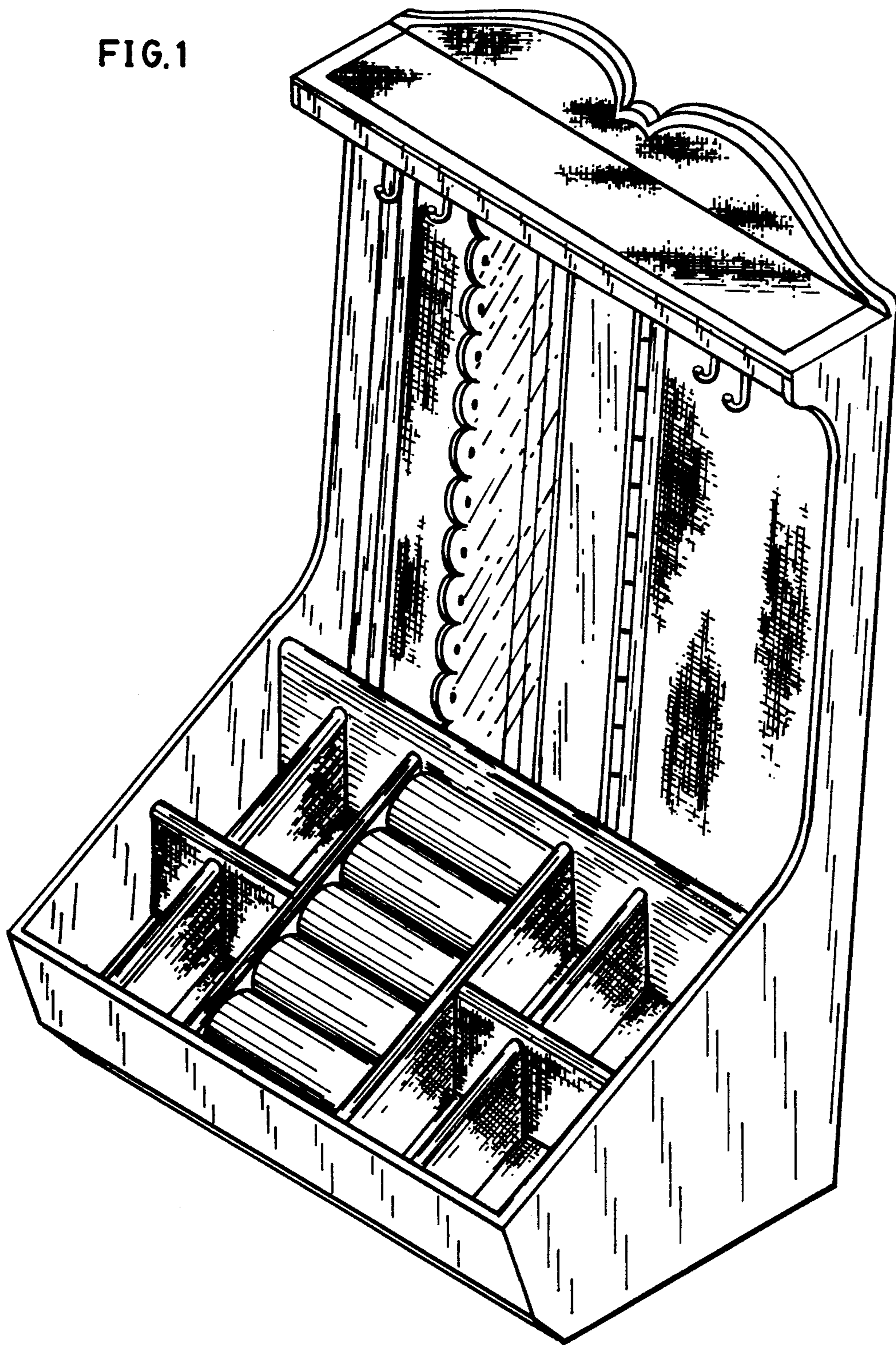


FIG. 2




FIG. 3




FIG. 5

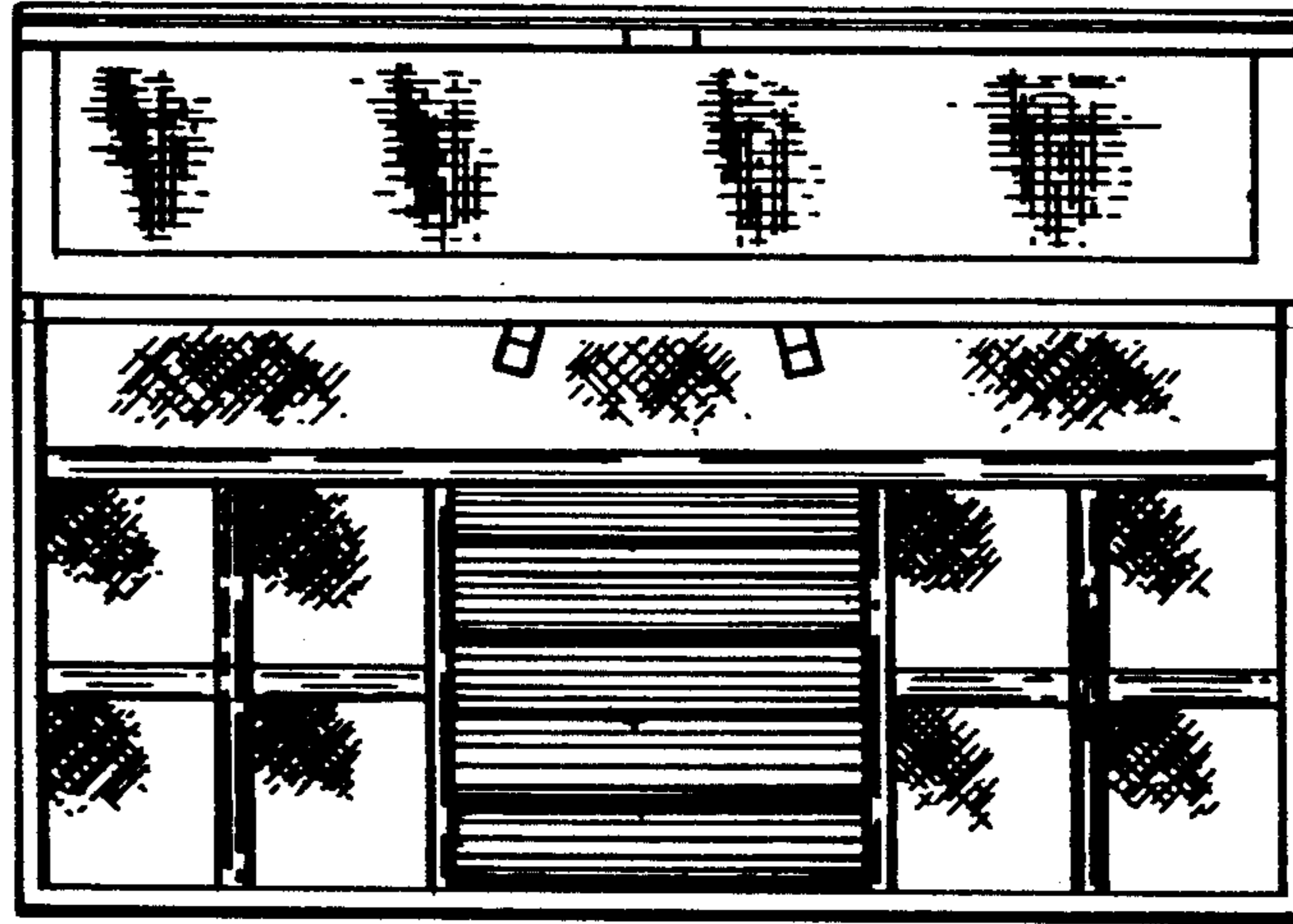


FIG. 4




FIG. 6

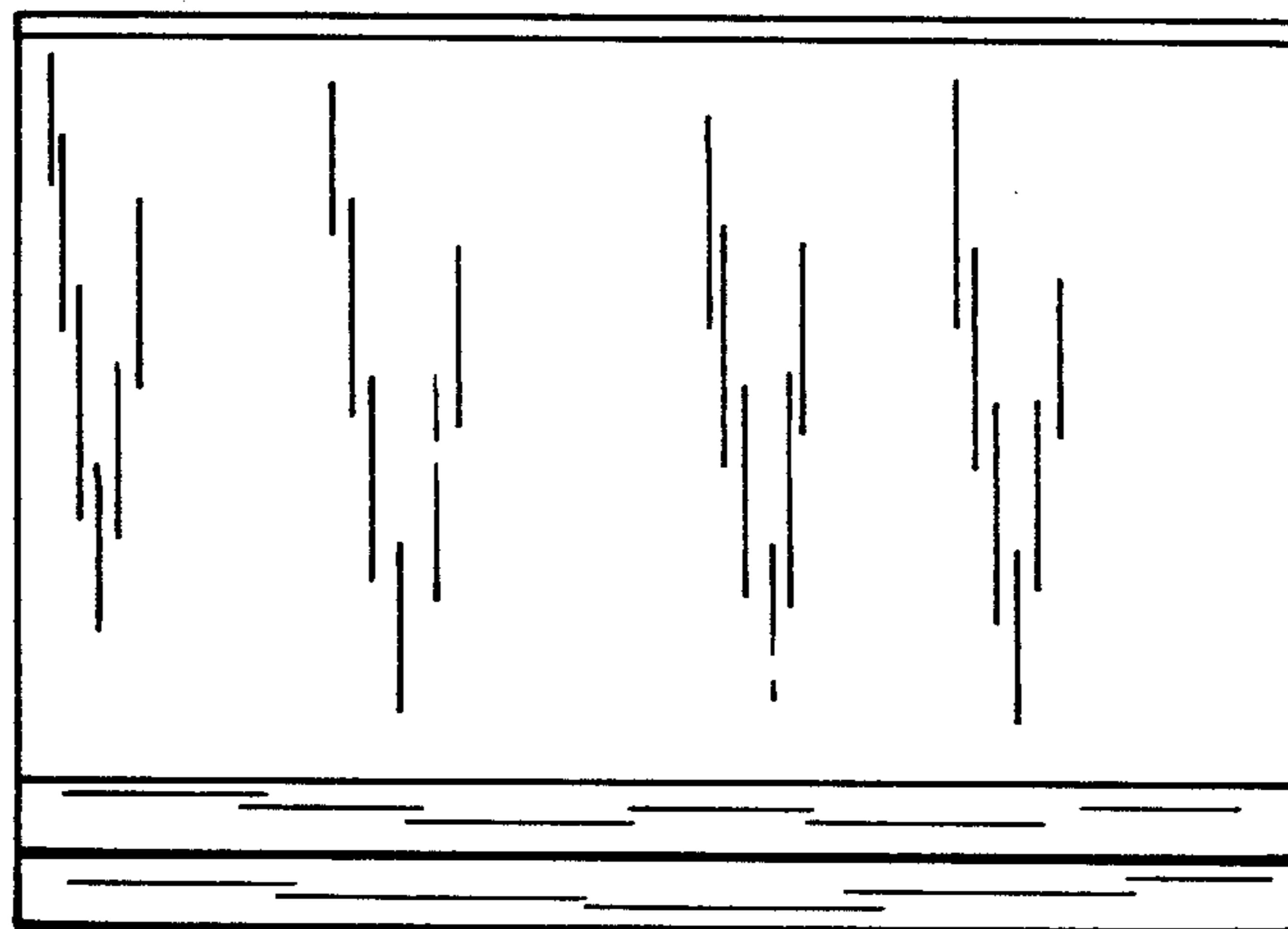


FIG. 7

