

[54] SOLE BODY FOR FOOTWEAR

2,885,797 5/1959 Chrencik 36/28 X

[76] Inventors: Vernon A. Hagg, 5245 Heritage Hills Dr., Bloomington, Minn. 55437; Phillip W. Trask, 18300-32nd Ave. No., Wayzata, Minn. 55391

FOREIGN PATENT DOCUMENTS

25141 2/1930 Australia 36/28
1485609 11/1969 Fed. Rep. of Germany 36/32 R
331247 10/1935 Italy 36/28

[**] Term: 14 Years

OTHER PUBLICATIONS

Boot & Shoe Recorder-10/58-p. 66-Shoe Bottom.

[21] Appl. No.: 931,831

Primary Examiner-Nelson C. Holtje
Attorney, Agent, or Firm-Jack W. Wicks

[22] Filed: Aug. 7, 1978

[57] CLAIM

[51] Int. Cl. D2-04

[52] U.S. Cl. D2/322

[58] Field of Search D2/264, 270, 282-283, D2/284-287, 290-294, 296-298, 300-302, 319, 320, 321, 322, 324, 325; 36/29.5, 11.5, 32 R, 25 R, 35 R, 35 A, 35 B, 37, 28

The ornamental design for a sole body for footwear, as shown.

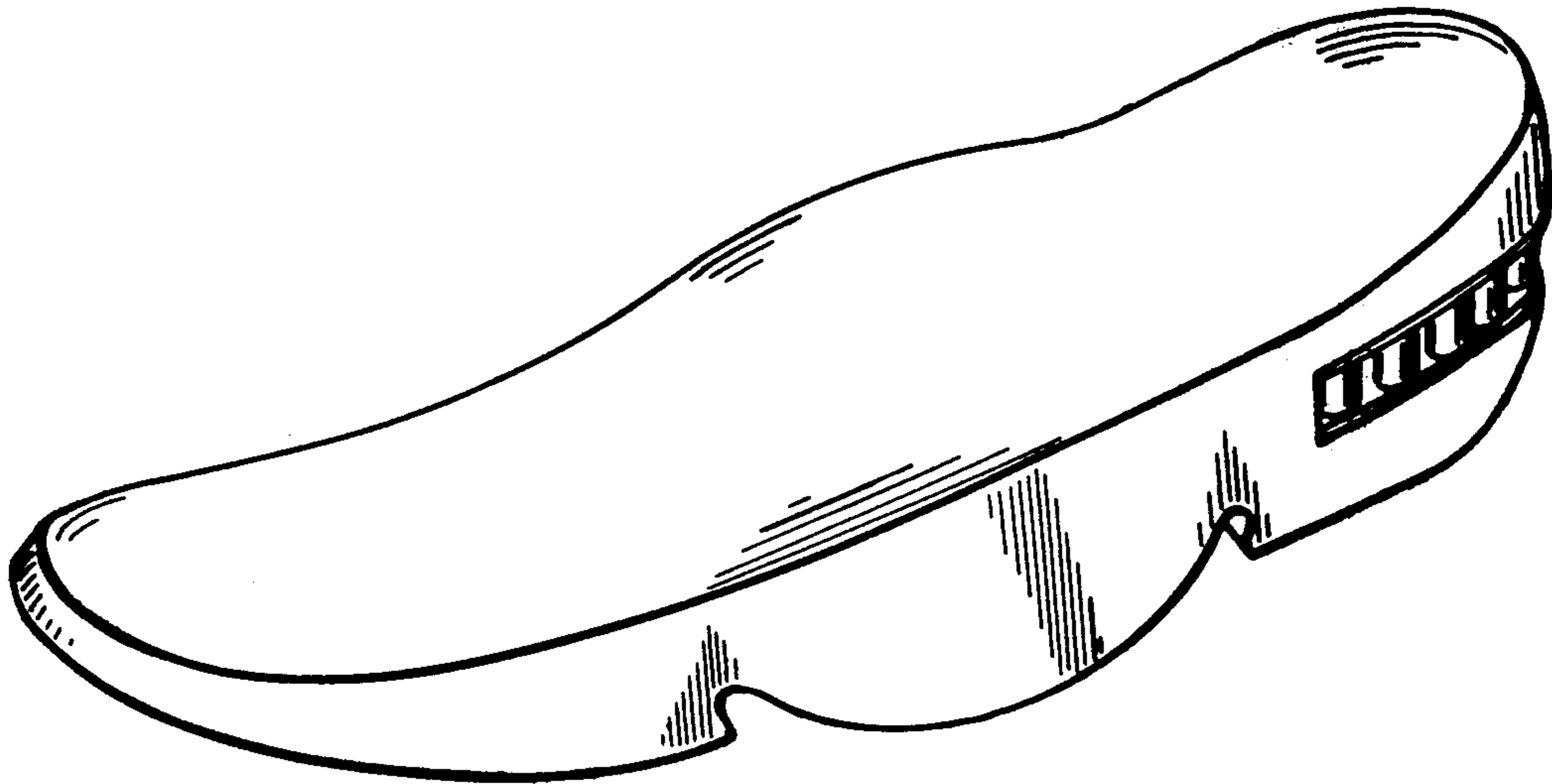
DESCRIPTION

[56] References Cited

U.S. PATENT DOCUMENTS

D. 235,701 7/1975 Famolare D2/322 X
D. 248,796 8/1978 Famolare D2/322
D. 250,147 11/1978 Walzl D2/319
2,405,498 8/1946 Gregg 36/32 R

FIG. 1 is a right front perspective view of a sole body for footwear showing our new design;
FIG. 2 is a right side elevational view thereof;
FIG. 3 is a left side elevational view thereof;
FIG. 4 is a top plan view thereof;
FIG. 5 is a bottom plan view thereof;
FIG. 6 is a front elevational view thereof;
FIG. 7 is a rear elevational view thereof.






FIG 1




FIG 2

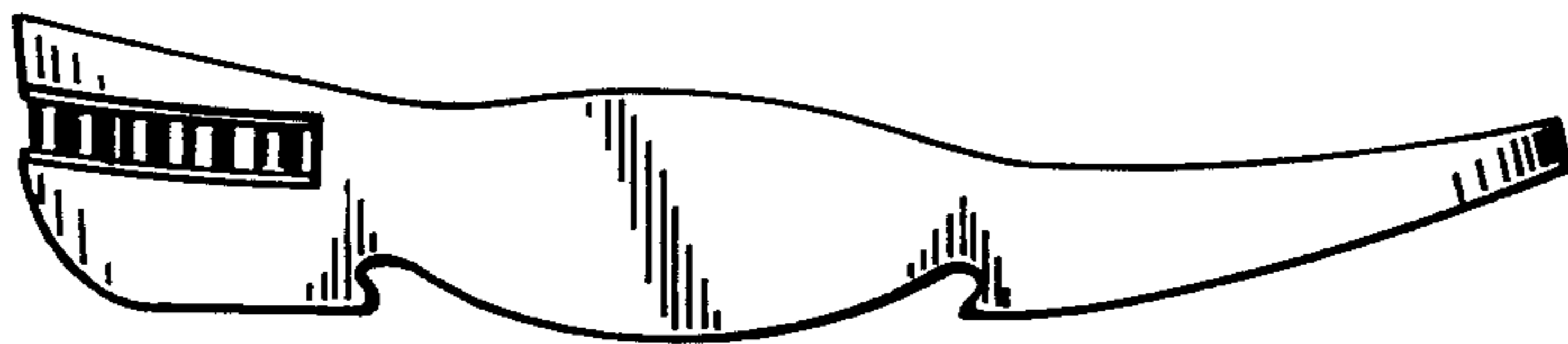


FIG 3




FIG 4

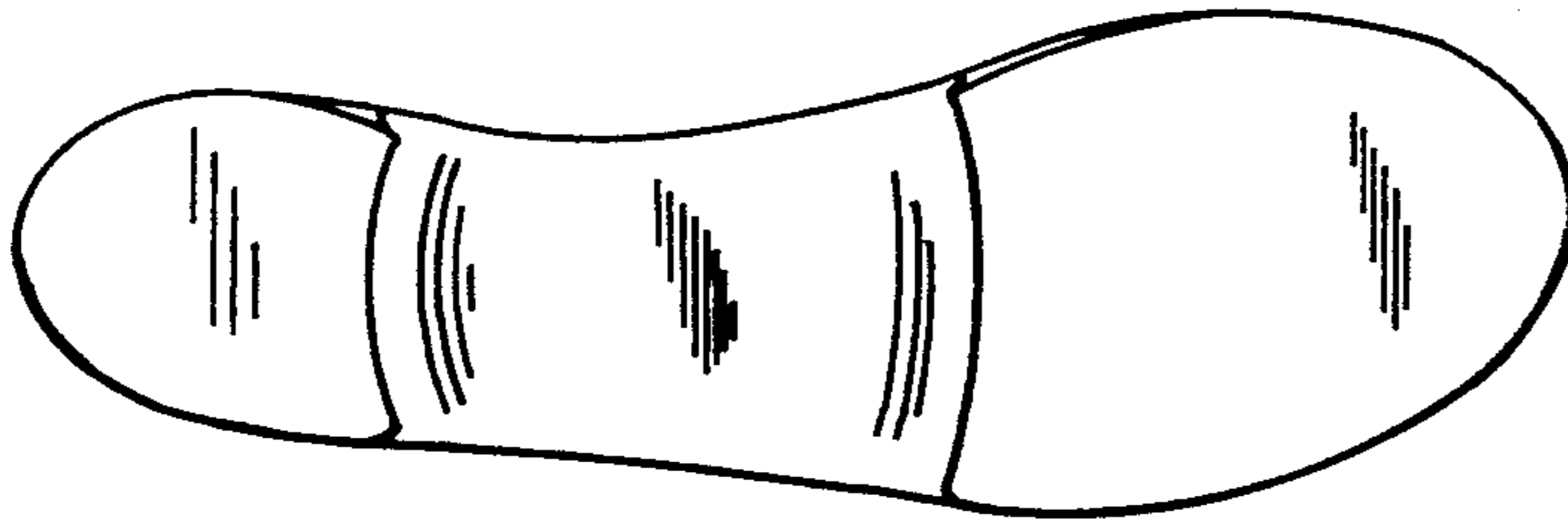


FIG 5




FIG 6




FIG 7