

[54] LOUDSPEAKER MOUNTING BRACKET

4,032,725	6/1977	McGee	179/178
4,072,829	2/1978	Ogihara	179/146 R
4,152,544	5/1979	Sanpei et al.	179/146 R

[75] Inventor: Glenn F. Doherty, Newburyport, Mass.

Primary Examiner—Bernard Ansher
Attorney, Agent, or Firm—Ronald D. Cohn

[73] Assignee: Epicure Products, Inc., Newburyport, Mass.

[57] CLAIM

[**] Term: 14 Years

The ornamental design for a loudspeaker mounting bracket, as shown.

[21] Appl. No.: 888,518

DESCRIPTION

[22] Filed: Mar. 20, 1978

[51] Int. Cl. D14-01

FIG. 1 is a top plan view of a loudspeaker mounting bracket showing my new design;

[52] U.S. Cl. D14/37

FIG. 2 is a right side elevational view thereof;

[58] Field of Search D14/37, 38; 179/146 R, 179/178; 248/505, 506, 27.1; 181/199, 198, 148

FIG. 3 is a bottom plan view thereof;

FIG. 4 is a left side elevational view thereof;

FIG. 5 is a rear elevational view thereof;

FIG. 6 is a front elevational view thereof;

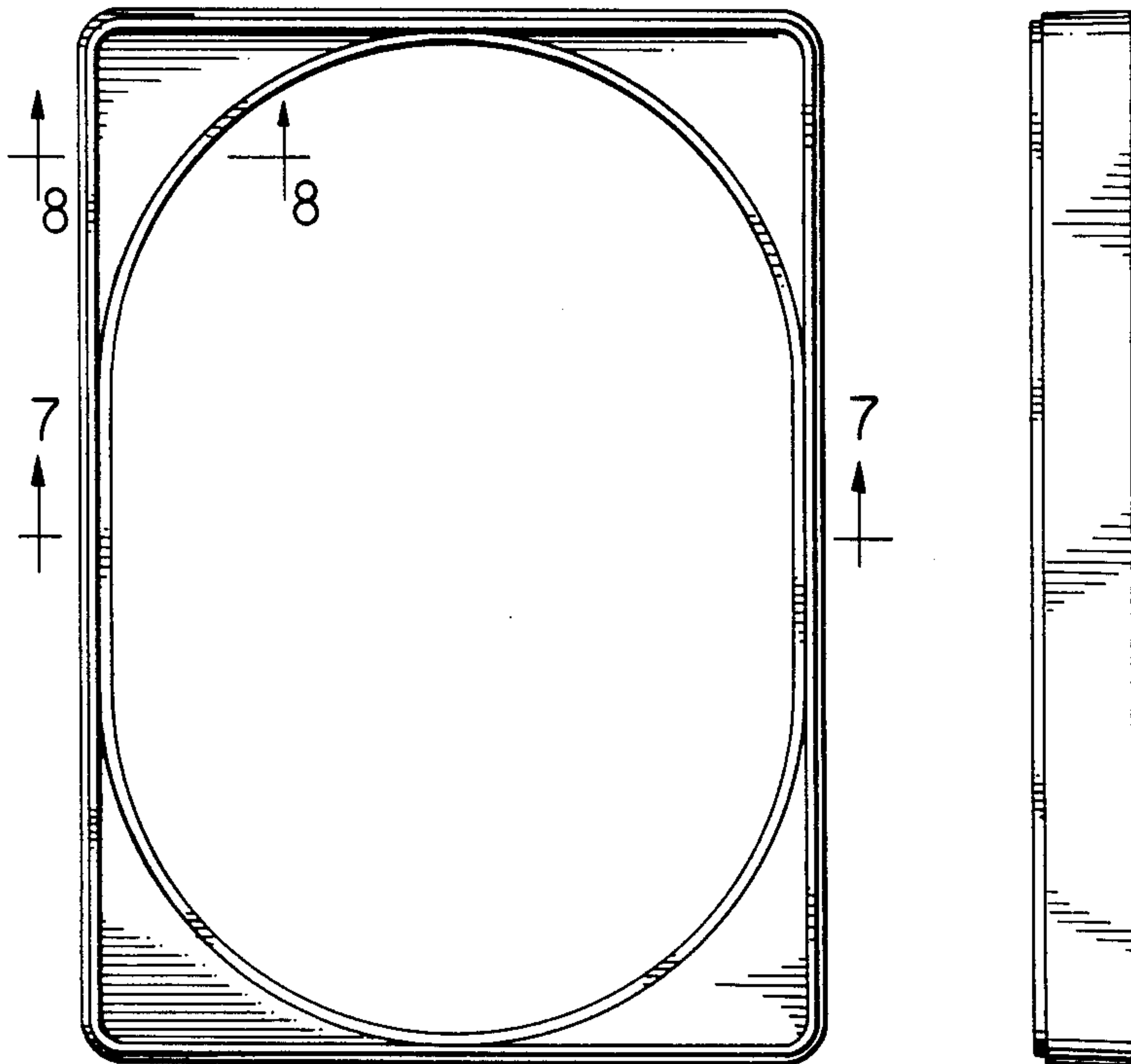
FIG. 7 is a sectional view taken on the line 7-7 in FIG. 1; and

FIG. 8 is a sectional view taken on the line 8-8 in FIG. 1.

[56] References Cited

U.S. PATENT DOCUMENTS

D. 245,248	8/1977	Brown, Jr.	D14/37
D. 248,757	8/1978	Bokmiller	D14/37
3,859,480	1/1975	Birkner et al.	179/178



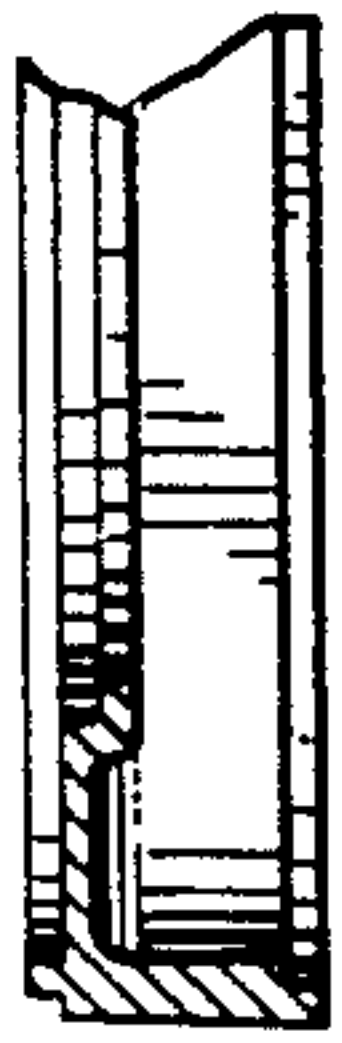


FIG. 8




FIG. 3



FIG. 7




FIG. 2



FIG. 5

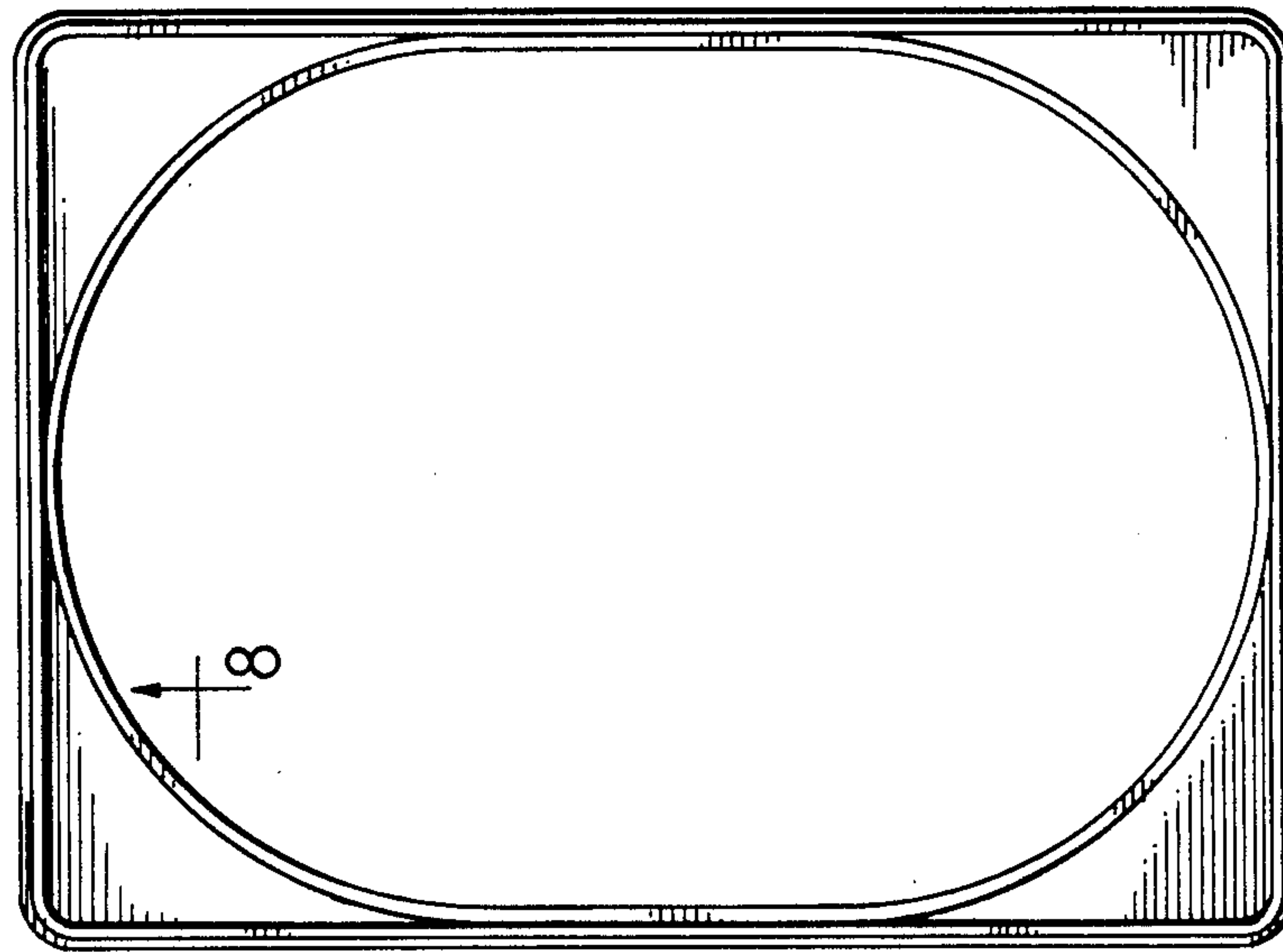


FIG. 1

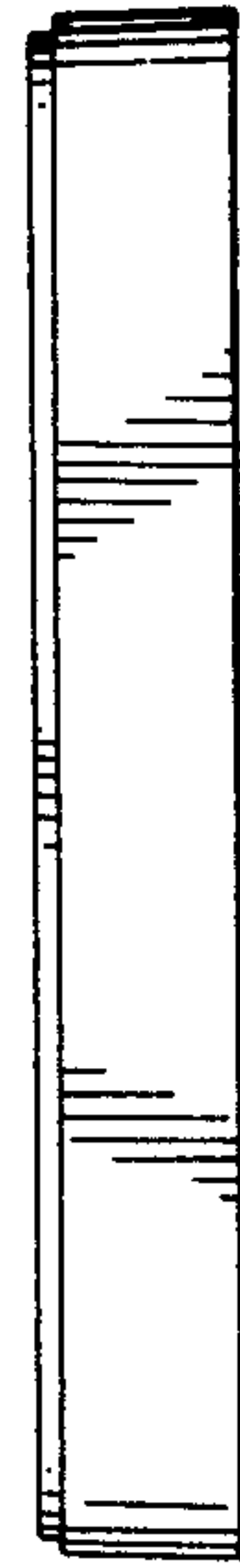


FIG. 6




FIG. 4