

[54] SKI RACK FOR AN AUTOMOBILE OR THE LIKE

3,897,895 8/1975 Read 280/11.37 K

[76] Inventor: Daniel C. Mendenhall, 15370 NW. Norwich St., Beaverton, Oreg. 97005

FOREIGN PATENT DOCUMENTS

324604 of 1935 Italy 280/11.37 K

[**] Term: 14 Years

Primary Examiner—Joel Stearman
Assistant Examiner—George P. Word
Attorney, Agent, or Firm—Francis L. Swanson

[21] Appl. No.: 904,638

[22] Filed: May 10, 1978

[57] CLAIM

[51] Int. Cl. D12-16

The ornamental design for a ski rack for an automobile or the like, as shown and described.

[52] U.S. Cl. D12/157

[58] Field of Search D12/157; 224/45 P, 45 Q, 224/45 S, 314, 322-327, 917; 280/11.37 K, 11.37 A; 211/605 K

DESCRIPTION

[56] References Cited

U.S. PATENT DOCUMENTS

D. 249,035	8/1978	Martin	D12/157
2,988,253	6/1961	Menghi	224/917
3,836,058	9/1974	Penniman et al.	280/11.37 K

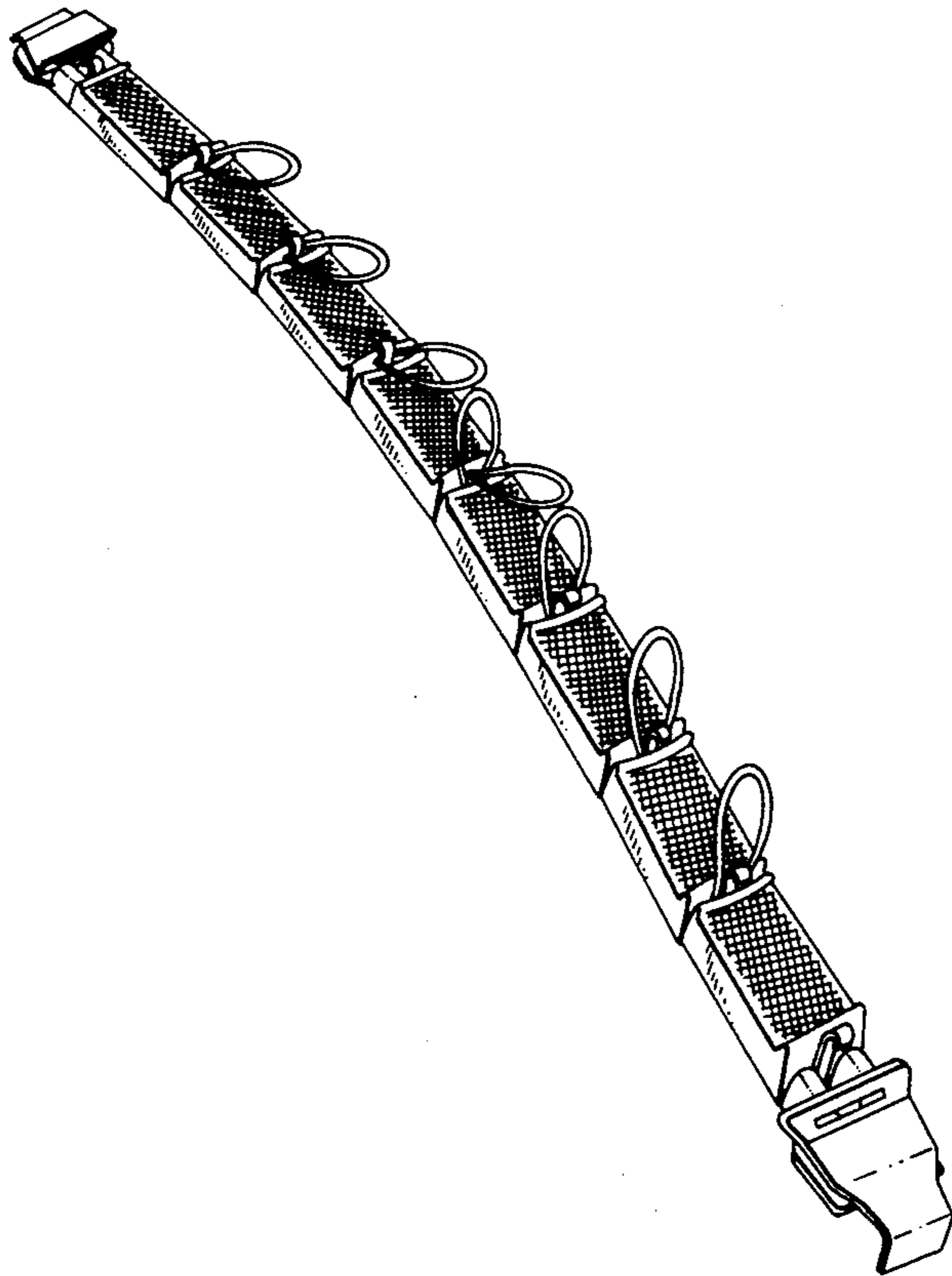
FIG. 1 is a top perspective view of a ski rack for an automobile or the like showing my new design.

FIG. 2 is a right side elevational view thereof, the left side being a mirror image thereof.

FIG. 3 is a top plan view thereof.

FIG. 4 is a bottom plan view thereof.

FIG. 5 is an elevational view of one end thereof, the opposite end being a mirror image thereof.






Fig. 2



Fig. 3

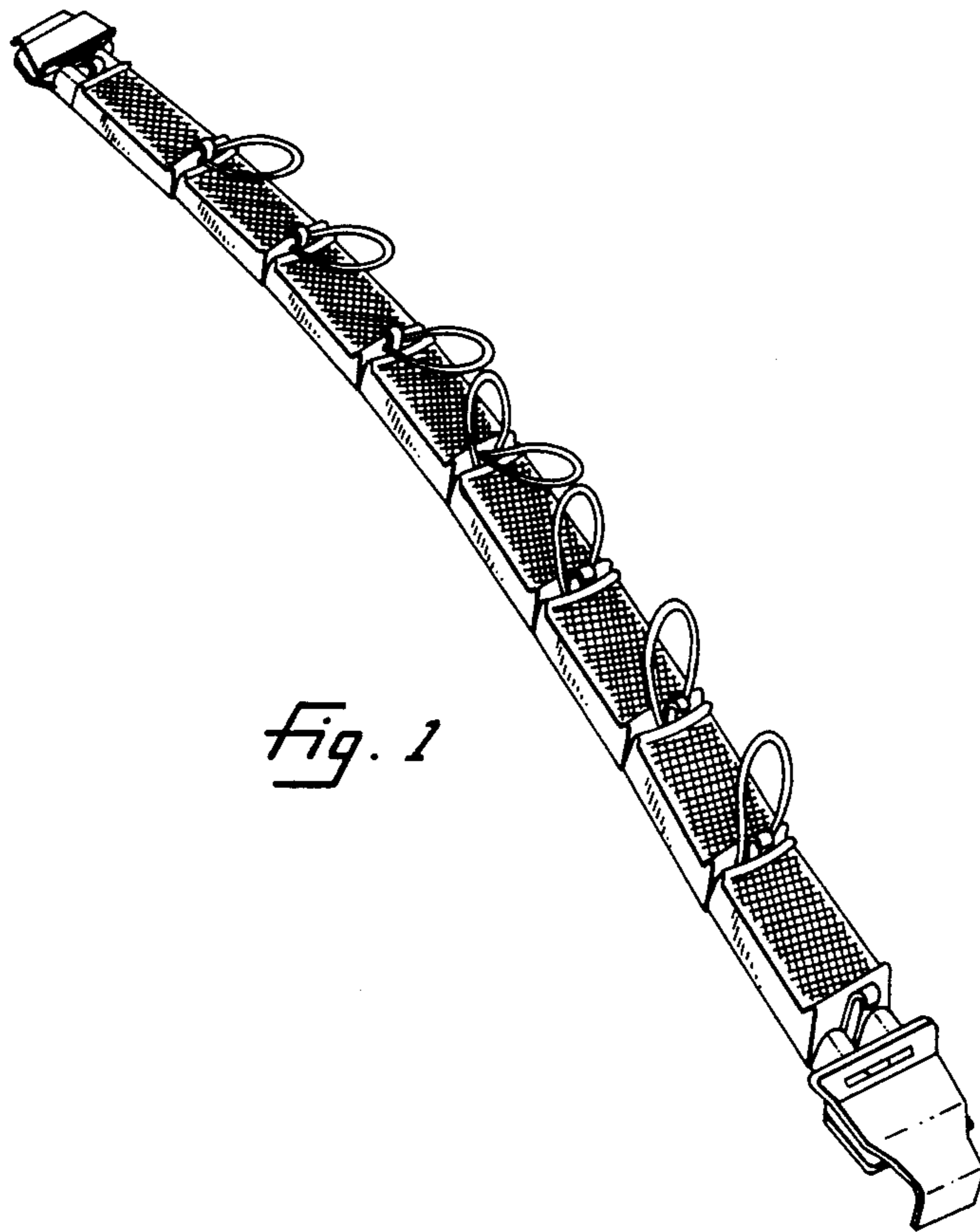


Fig. 1



Fig. 5

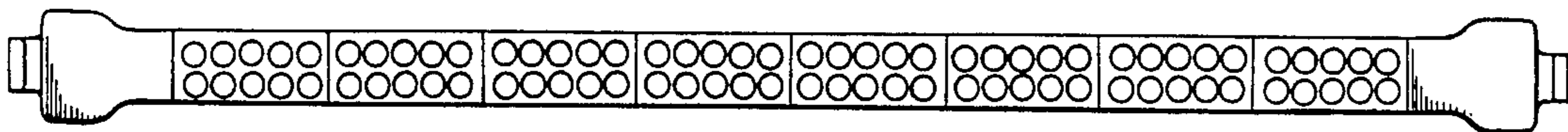


Fig. 4