

[54] **FLUID FLOW INDICATOR**

[75] **Inventor:** Sture G. Molijn, Linköping, Sweden

[73] **Assignee:** Mobil Oil AB Sweden, Danderyd, Sweden

[\*\*] **Term:** 14 Years

[21] **Appl. No.:** 894,630

[22] **Filed:** Apr. 7, 1978

[51] **Int. Cl.** ..... D10-04

[52] **U.S. Cl.** ..... D10/96

[58] **Field of Search** ..... 73/209; D10/77, 85, D10/96; 116/266, 273, 276

3,141,331 7/1964 Wilson ..... 73/209  
 4,050,305 9/1977 Evans ..... 73/209

**OTHER PUBLICATIONS**

*Schutte & Koerting Bulletin M-1-12/65-Flow Measuring Instruments.*

*Primary Examiner—Nelson C. Holtje  
 Attorney, Agent, or Firm—Norman P. Solaway*

[57] **CLAIM**

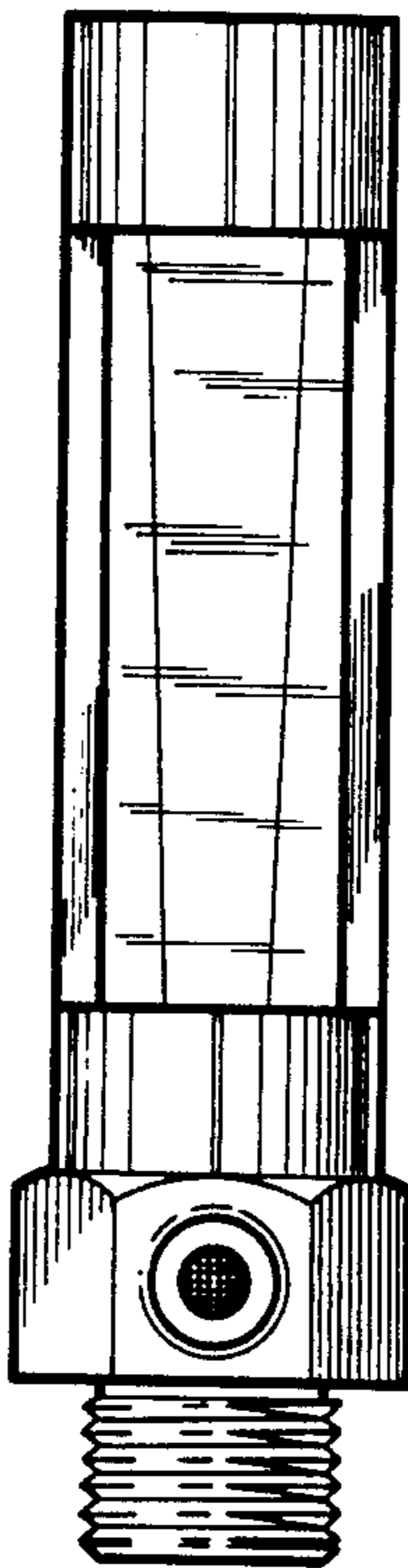
The ornamental design for a fluid flow indicator, as shown and described.

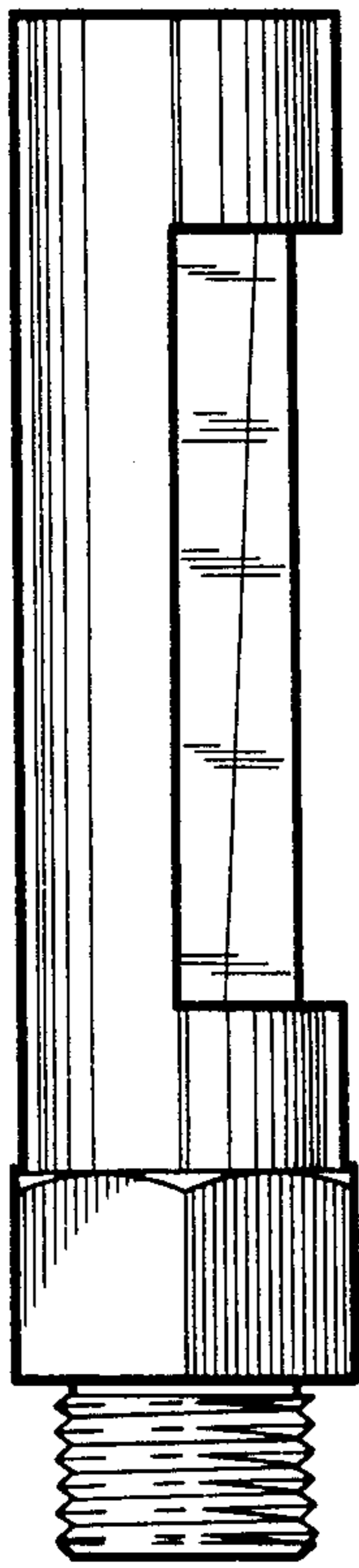
**DESCRIPTION**

FIG. 1 is a front elevational view of a fluid flow indicator showing my new design;  
 FIG. 2 is a left side elevational view thereof, the right side being a mirror image thereto;  
 FIG. 3 is a rear elevational view thereof;  
 FIG. 4 is a top plan view thereof; and  
 FIG. 5 is a bottom plan view thereof.

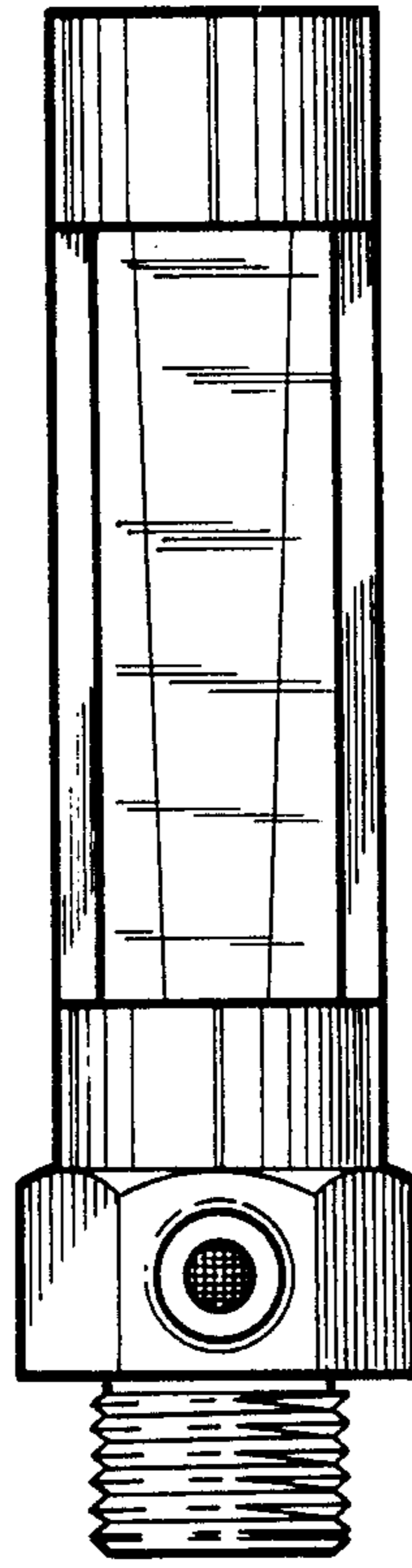
[56] **References Cited**  
**U.S. PATENT DOCUMENTS**

D. 53,686 8/1919 Martell ..... D10/77  
 D. 195,226 5/1963 Busillo ..... D10/96  
 D. 221,476 8/1971 Martin ..... D10/85

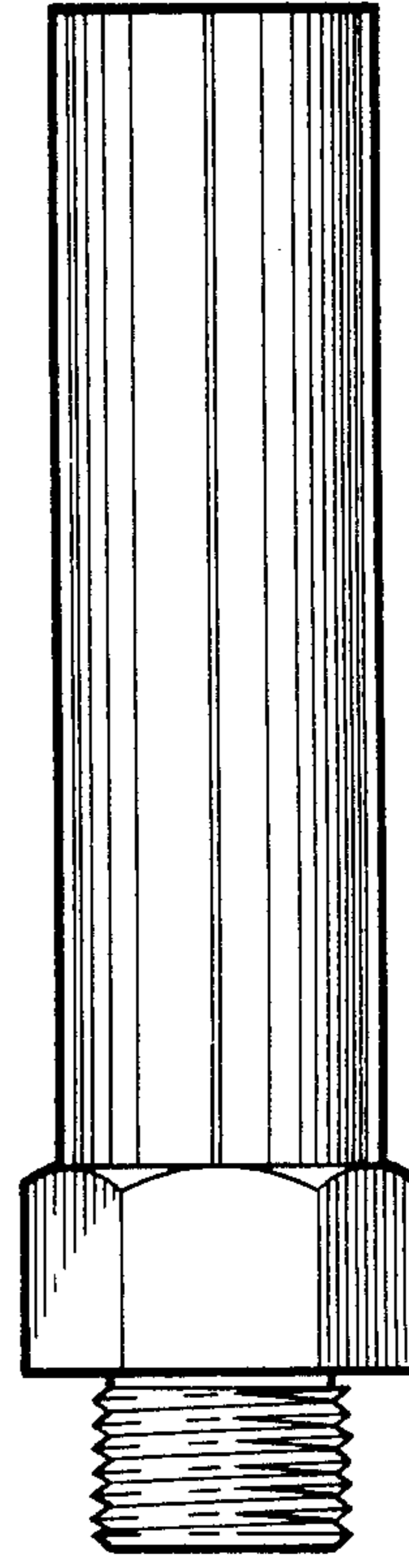




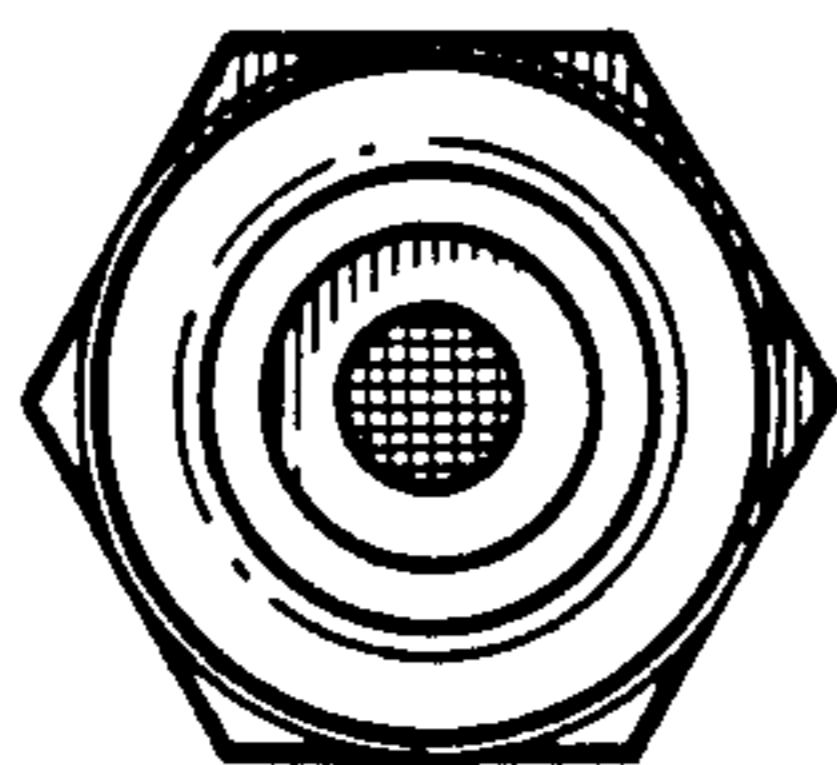
*FIG. 2*



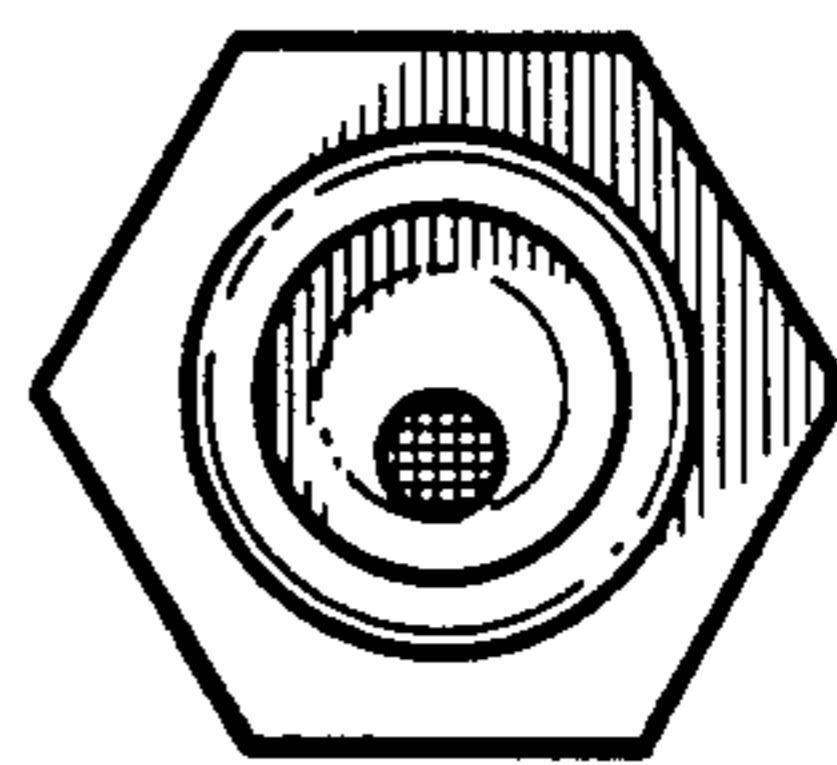
*FIG. 1*



*FIG. 3*



*FIG. 4*



*FIG. 5*