

[54] POCKETABLE WATCH

[75] Inventor: Shuichi Tamura, Tokyo, Japan

[73] Assignee: Tamura Electric Works, Ltd., Tokyo, Japan

[\*\*] Term: 14 Years

[21] Appl. No.: 911,092

[22] Filed: May 31, 1978

[30] Foreign Application Priority Data

Dec. 2, 1977 [JP] Japan ..... 52-47567

[51] Int. Cl. .... D10-01; D10-02

[52] U.S. Cl. .... D10/15; D10/18; D10/37

[58] Field of Search ..... D10/1, 15, 18, 24, 25, D10/26, 122-126, 30, 31, 37, 38; 58/23 R, 50 R, 53-56, 88 R, 88 G, 88 W, 126 R, 126 A, 127 R

[56] References Cited

U.S. PATENT DOCUMENTS

D. 204,773 5/1966 Levin ..... D10/26  
D. 224,801 9/1972 Nagata ..... D10/26 X

3,162,997 12/1964 Schmidt ..... 58/88 R X

OTHER PUBLICATIONS

*Jeweler's Circular-Keystone*-11/78-pp. 64, 65-Travel Clocks.

*European Jeweler(D.G.Z.)*-5/74-p. 92-Travel Clocks at right.

Primary Examiner-Nelson C. Holtje  
Attorney, Agent, or Firm-Sewall P. Bronstein

[57] CLAIM

The ornamental design for pocketable watch, as shown and described.

DESCRIPTION

FIG. 1 is a front perspective view of a pocketable watch showing my new design in a standing position; FIG. 2 is a front elevational view thereof with the support base in the folded position; FIG. 3 is a rear elevational view of FIG. 2; FIG. 4 is a left side elevational view of FIG. 2; FIG. 5 is a right side elevational view of FIG. 2; FIG. 6 is a top plan view of FIG. 2; FIG. 7 is a bottom plan view of FIG. 2.

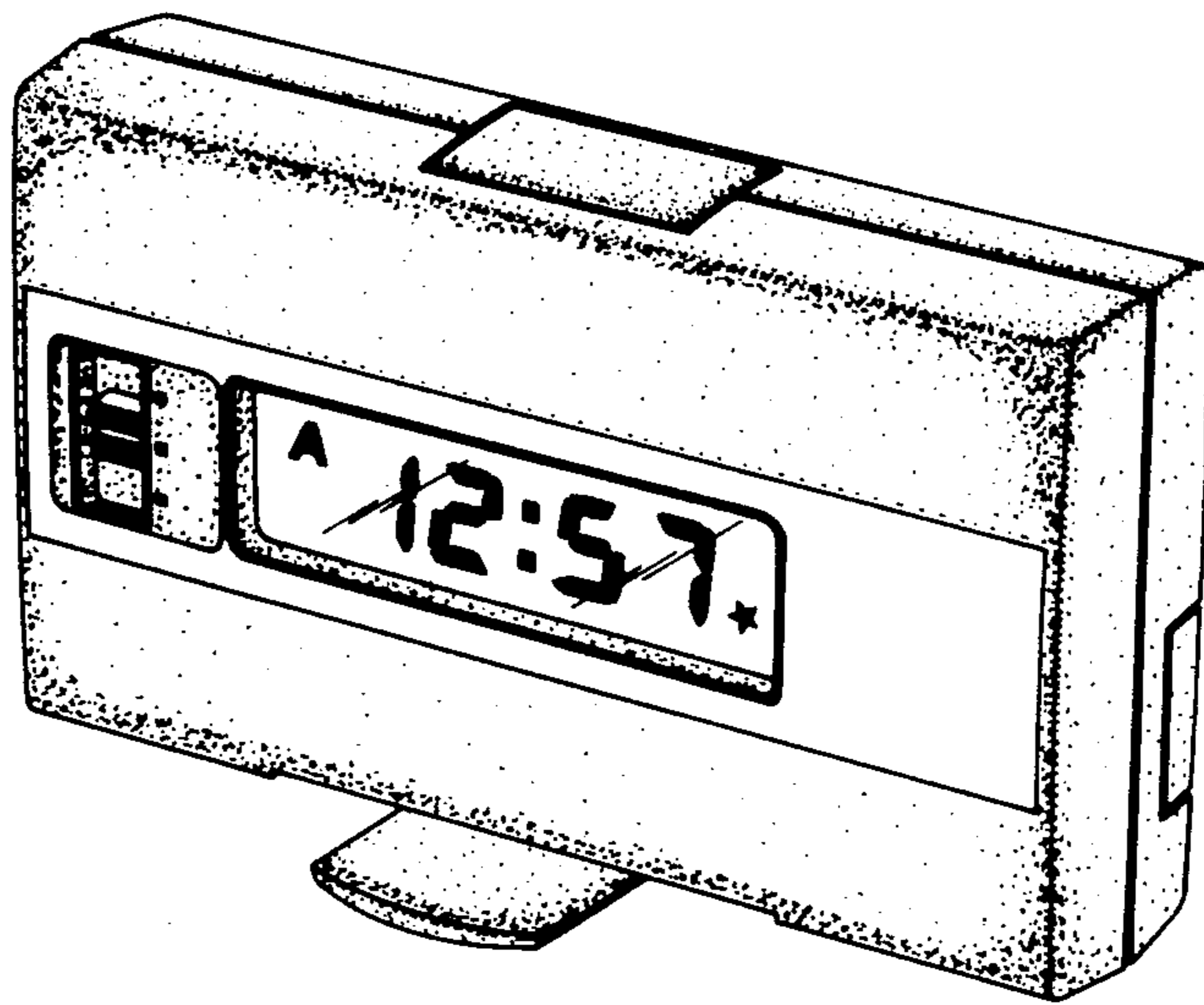


FIG. 1

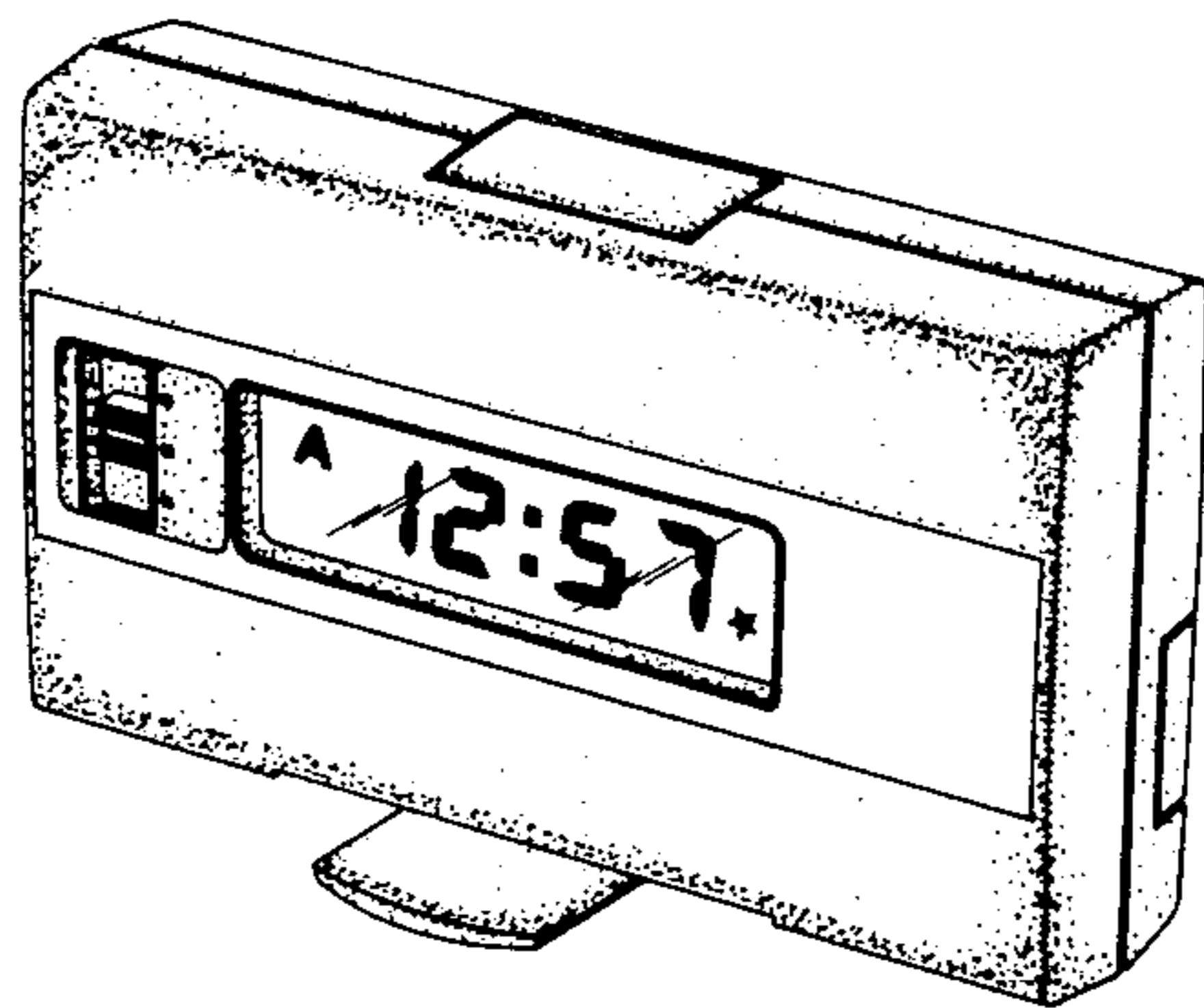


FIG. 2




FIG. 3

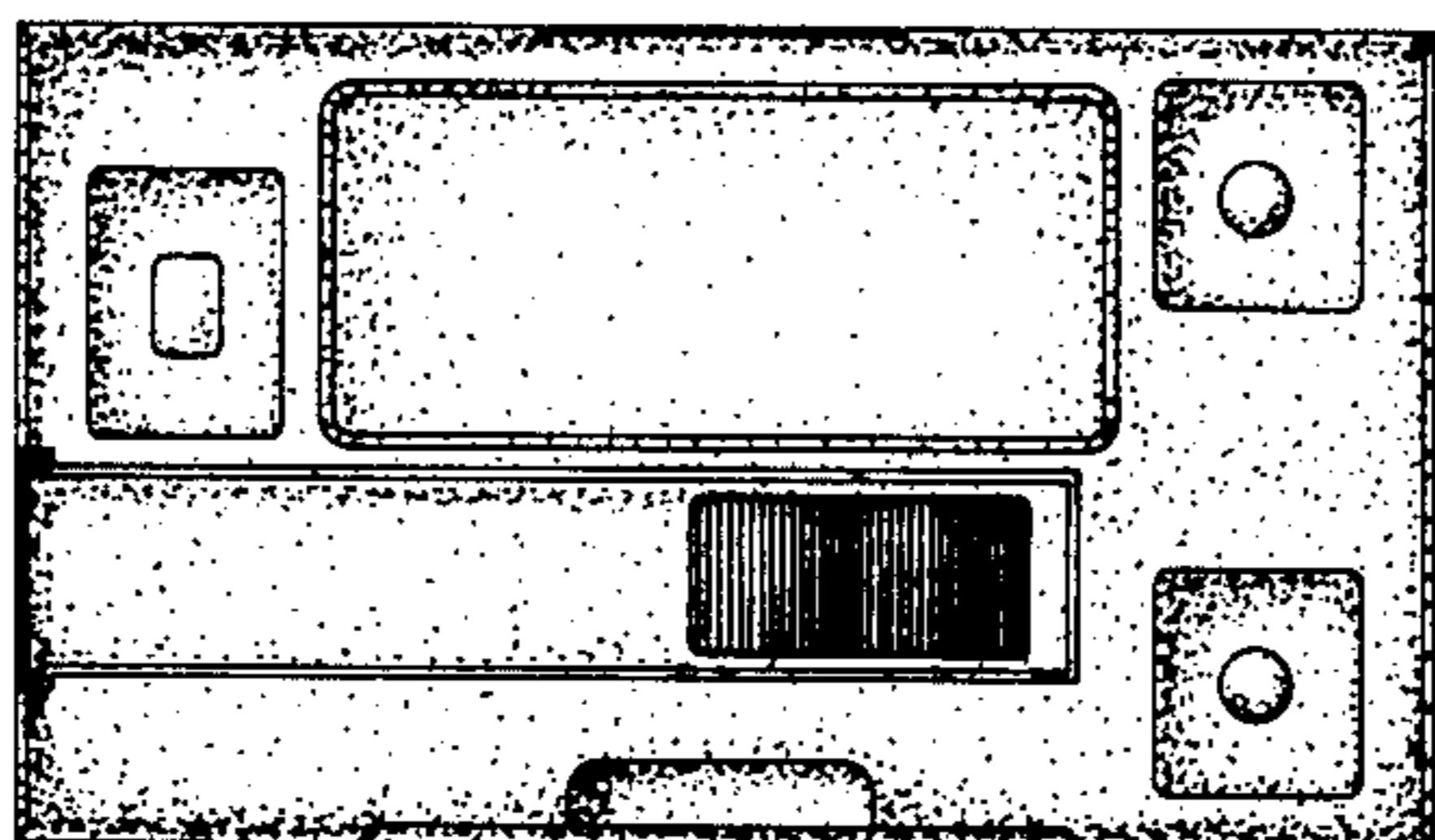


FIG.4




FIG.5



FIG.6

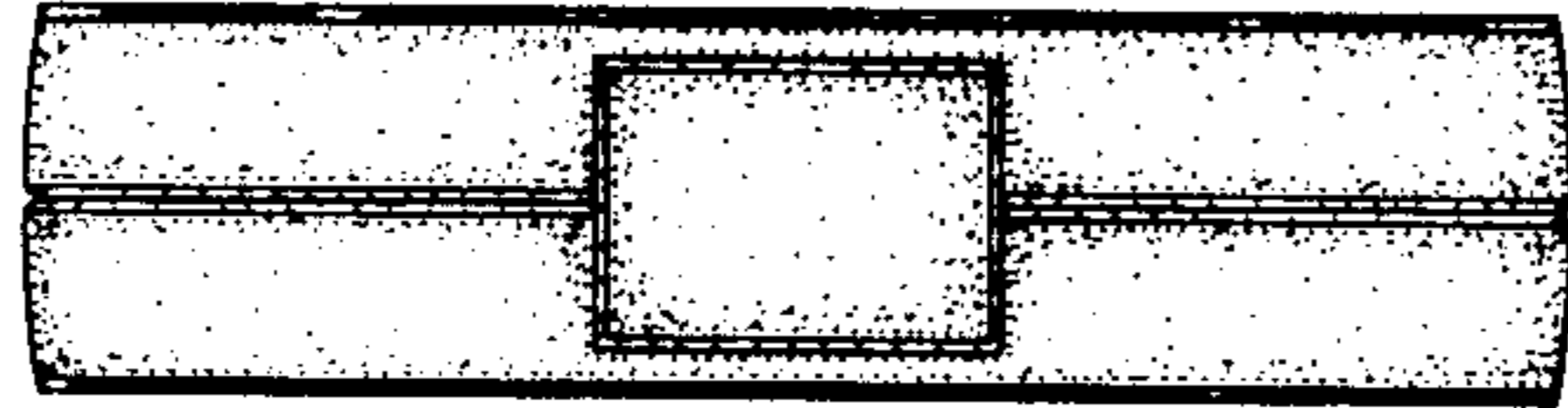


FIG.7

