

[54] WALL SPOUT

[75] Inventor: Donald W. Doman, Janesville, Wis.

[73] Assignee: Kohler Co.

[**] Term: 14 Years

[21] Appl. No.: 899,022

[22] Filed: Apr. 21, 1978

Related U.S. Application Data

[62] Division of Ser. No. 779,926, Mar. 21, 1977, Pat. No. Des. 248,564.

[51] Int. Cl. D23-01

[52] U.S. Cl. D23/32

[58] Field of Search D23/23-27, D23/32; 4/145, 166, 167, 187 R, 8, 191-208; 137/606, 609, 625.17, 625.4, 625.41, 801

[56]

References Cited

U.S. PATENT DOCUMENTS

D. 65,301	7/1924	Ross	D23/23
D. 169,405	4/1953	Young	D23/32
D. 183,176	7/1958	Morhard	D23/32
D. 184,342	2/1959	Dreyfuss	D23/23
D. 235,099	5/1975	Doman	D23/32
3,459,223	8/1969	Katua	137/625.17

Primary Examiner—James R. Largen

Attorney, Agent, or Firm—Arthur H. Seidel

[57]

CLAIM

The ornamental design for a wall spout, as shown and described.

DESCRIPTION

FIG. 1 is a perspective view of a wall spout embodying my new design;

FIG. 2 is a side elevational view thereof;

FIG. 3 is a top plan view thereof;

FIG. 4 is a perspective view of a modified form of the wall spout shown in FIG. 1;

FIG. 5 is a side elevational view of FIG. 4; and

FIG. 6 is a front elevational view of FIG. 4.

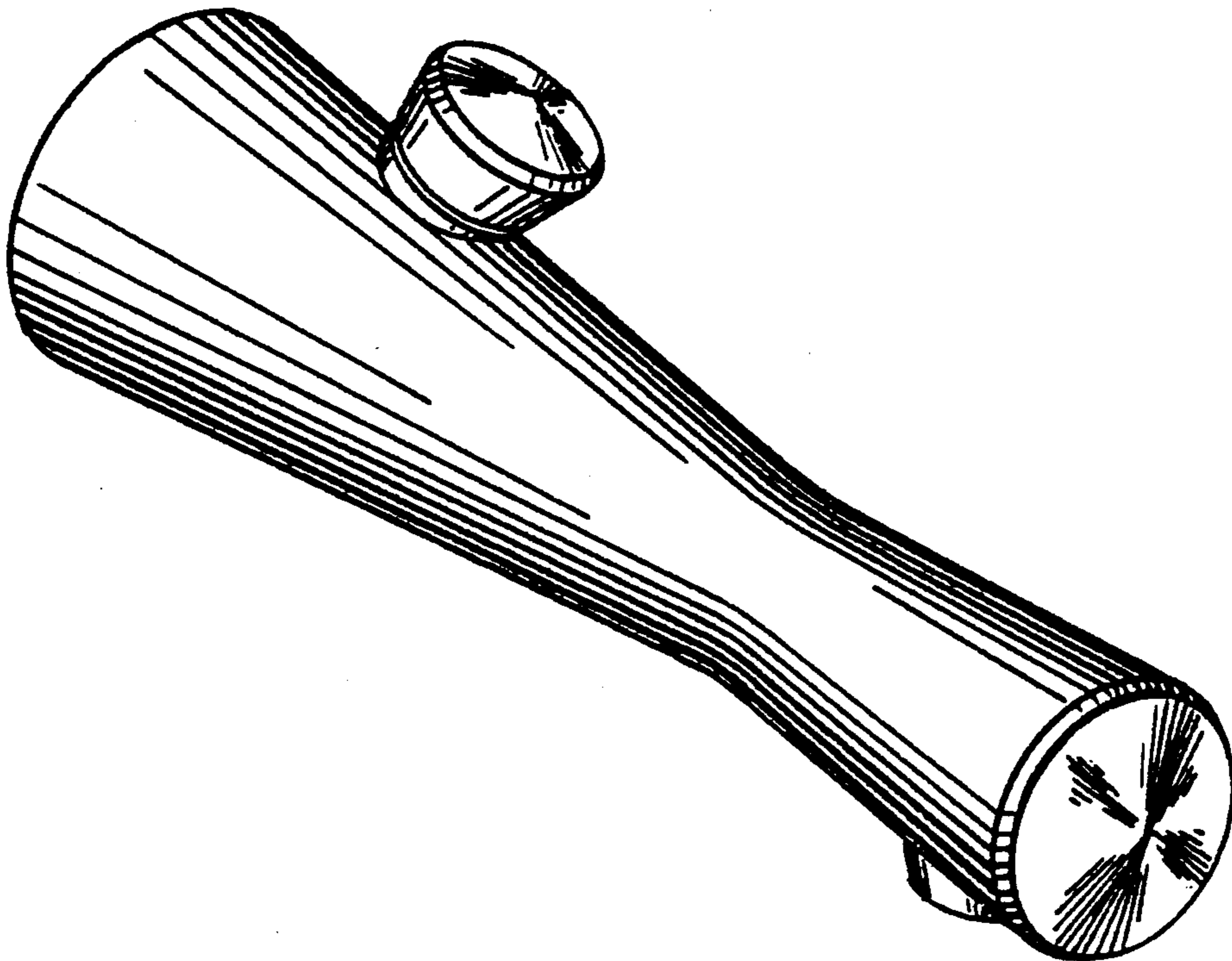


Fig. 1

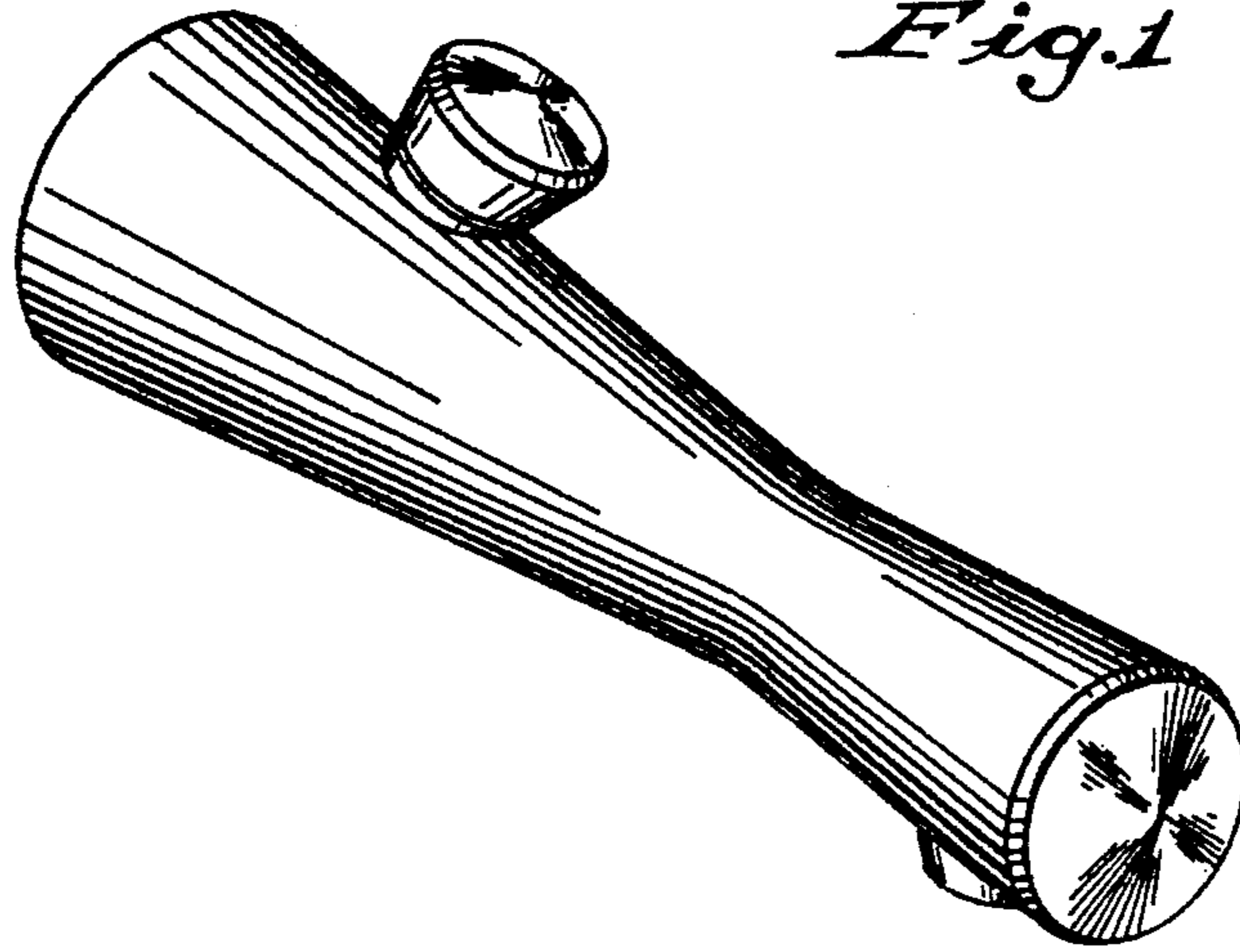


Fig. 2




Fig. 3

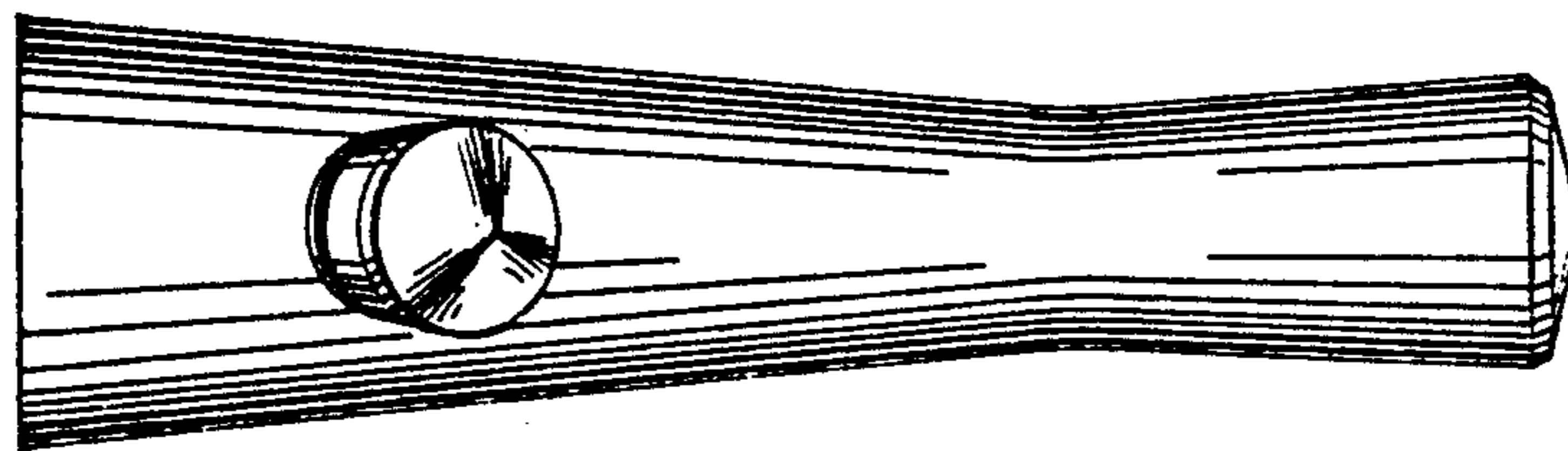
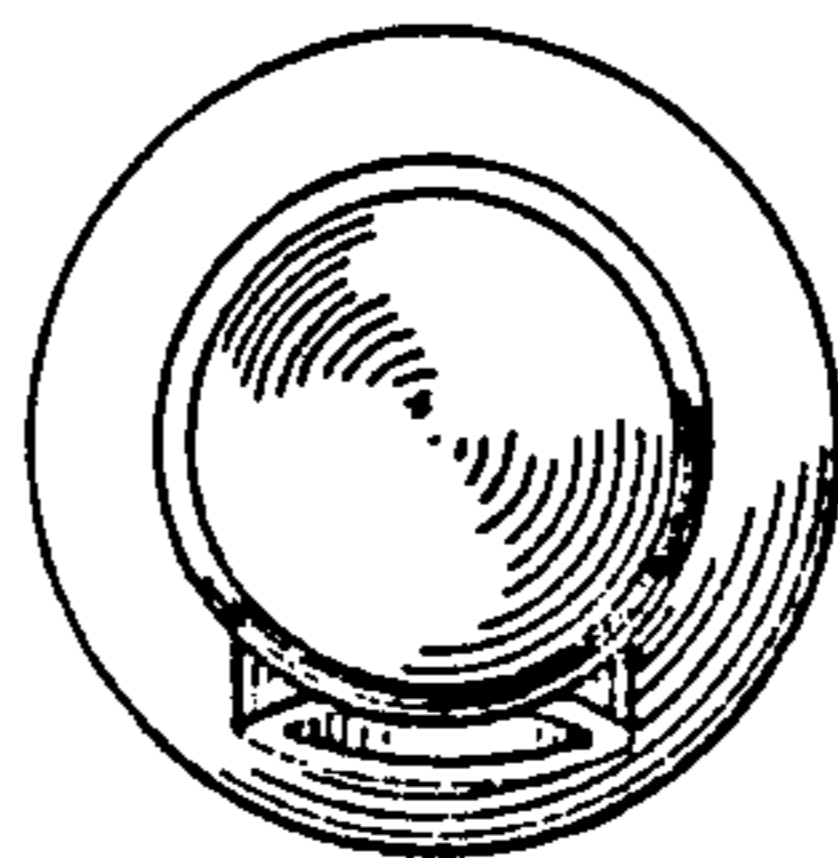


Fig. 6






Fig. 4




Fig. 5