

- [54] **PULL FOR A ZIPPER SLIDE**
- [75] Inventor: **Katsuhiko Otani**, Tokyo, Japan
- [73] Assignee: **Kabushiki Kaisha Otani**, Tokyo, Japan
- [**] Term: **14 Years**
- [21] Appl. No.: **968,095**
- [22] Filed: **Dec. 8, 1978**
- [30] **Foreign Application Priority Data**
 Aug. 21, 1978 [JP] Japan 53-35316
- [51] Int. Cl. **D02-99**
- [52] U.S. Cl. **D2/415; D3/65; D11/61; D11/81**
- [58] **Field of Search** **D2/414, 415, 420; D3/65; D7/45; D11/79, 81; 24/3 R, 3 K, 205 R; D27/22**
- [56] **References Cited**
U.S. PATENT DOCUMENTS
 D. 141,352 5/1945 Block D8/38

D. 244,969 7/1977 Lombard D2/415

OTHER PUBLICATIONS

Danecraft Charms, 1963, p. 43, Tennis Racquet #GC831.

Spalding, Spring/Summer 1973, Cat., p. 58, racquet with "S" on mesh.

Primary Examiner—Joel Stearman

Assistant Examiner—Carmen H. Vales

Attorney, Agent, or Firm—Raywood H. Blanchard

[57] **CLAIM**

The ornamental design for a pull for a zipper slide, as shown and described.

DESCRIPTION

FIG. 1 is a front elevational view of a pull for a zipper slide showing my new design, the rear view being identical thereto;

FIG. 2 is a top plan view thereof;

FIG. 3 is a bottom plan view thereof; and

FIG. 4 is a side elevational view thereof, the opposite side being a mirror image thereof.


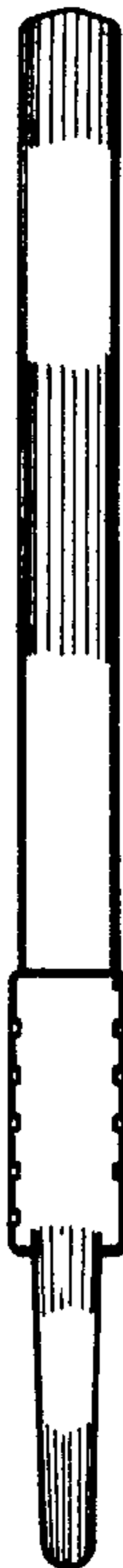


FIG. 2

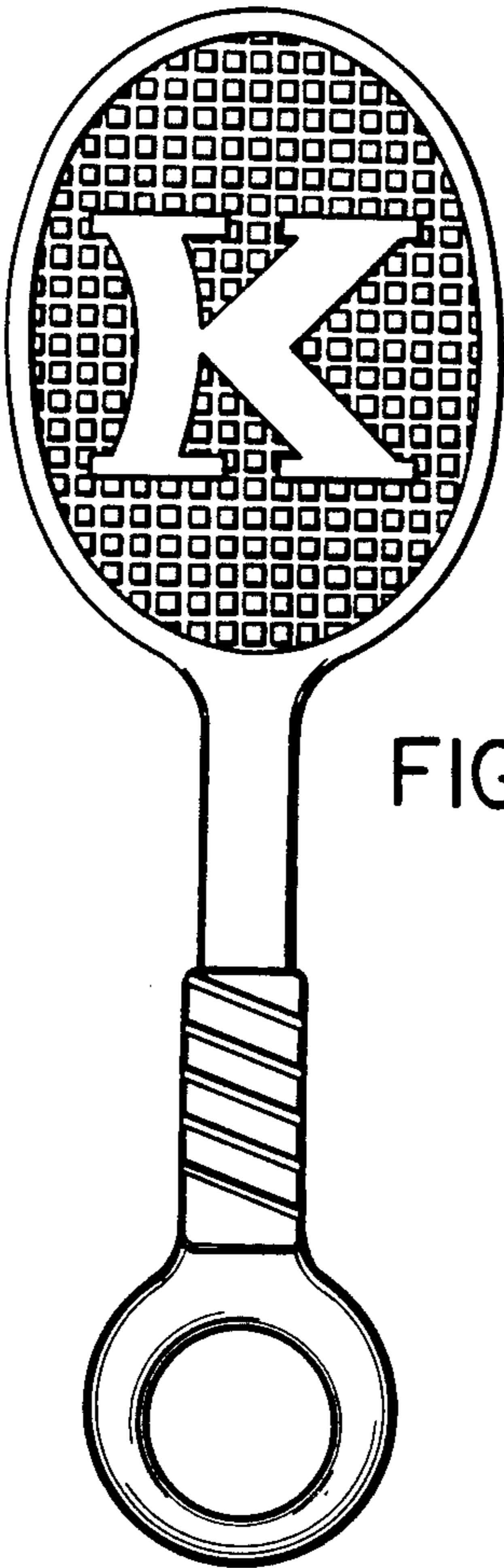


FIG. 1



FIG. 3

FIG. 4

