

[54] GUN TARGET

[76] Inventor: **Charles R. Dulude**, 33 Burnside Ave.,
East Hartford, Conn. 06108

[**] Term: **14 Years**

[21] Appl. No.: **894,640**

[22] Filed: **Apr. 7, 1978**

[51] Int. Cl. **D22—04**

[52] U.S. Cl. **D22/15; D21/5**

[58] Field of Search **D22/15, 16, 17; D21/5,
D21/6; D92/1 R, 1 P, 1 Q, 1 V, 1 FF, 29-31;
273/102 R-106.5 D**

[56] **References Cited**

PUBLICATIONS

C. P. Hornung, "Handbook of Designs & Devices",
©1932, p. 9, Plates 75, 78, p. 115, Plate 1029.

M. Estrin, "2,000 Designs, Forms & Ornaments",
©1947, p. 120, last row, fifth figure from left.

Stoeger Arms Corp., Shooter's Bible, 59th Edition,
1968, p. 282.

Primary Examiner—Peter Feldman
Attorney, Agent, or Firm—Lawrence A. Cavanaugh

[57] **CLAIM**

The ornamental design for a gun target, substantially as
shown and described.

DESCRIPTION

FIG. 1 is a front view of a gun target showing my new
design;

FIG. 2 is a front view of a second embodiment of the
gun target shown in FIG. 1 wherein the pattern of FIG.
1 is shown in duplicate, partially superimposed on one
another;

FIG. 3 is a front view of a third embodiment of the gun
target shown in FIG. 1 wherein four of the patterns of
FIG. 1 are partially superimposed on one another; and
FIG. 4 is a front view of a fourth embodiment of the
gun target shown in FIG. 1 wherein the target has five
sighting areas, each similar to the pattern in FIG. 1.

The gun target is of no substantial thickness and has a
planar surface.




FIG. 1




FIG. 2

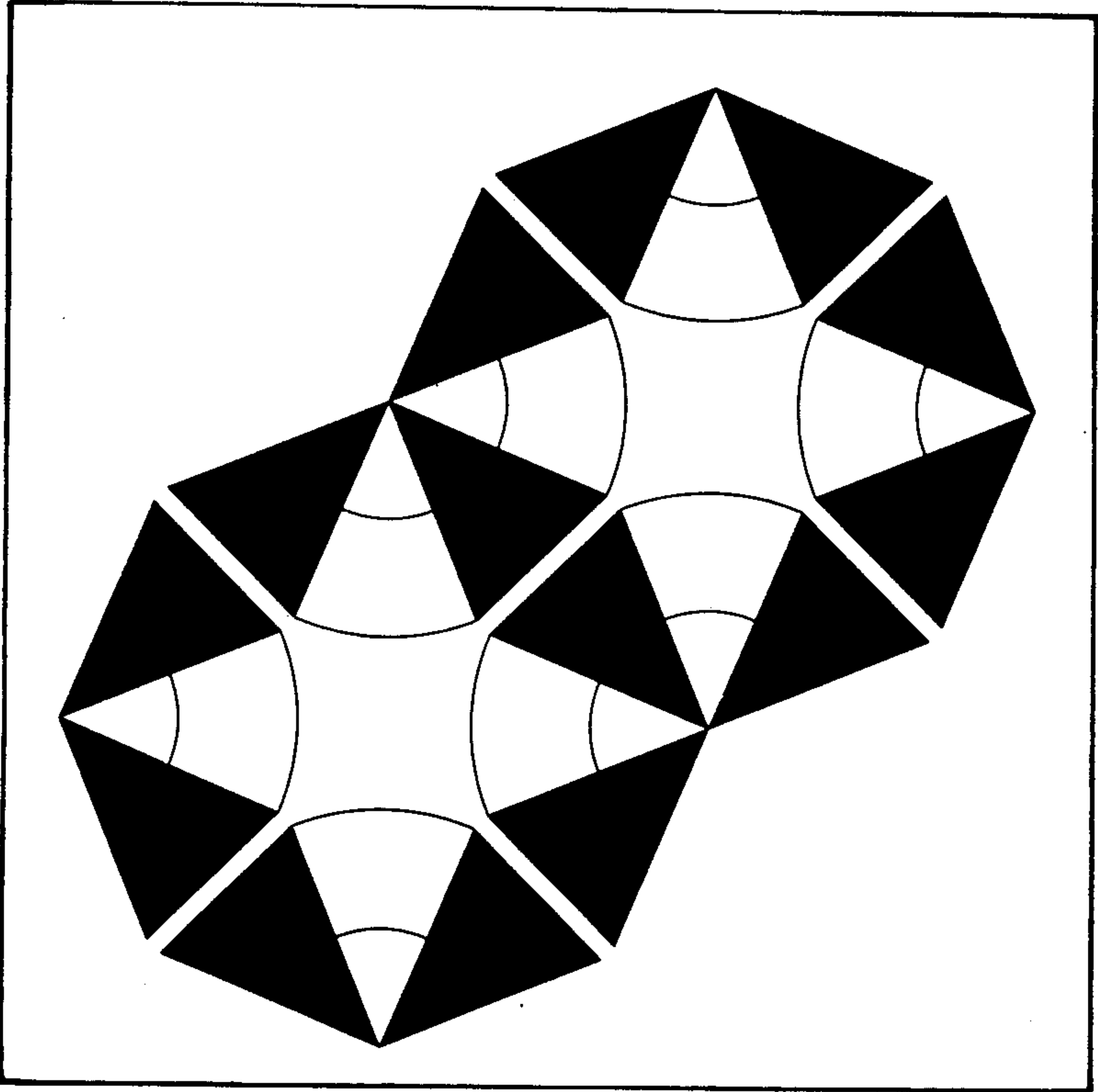


FIG. 3

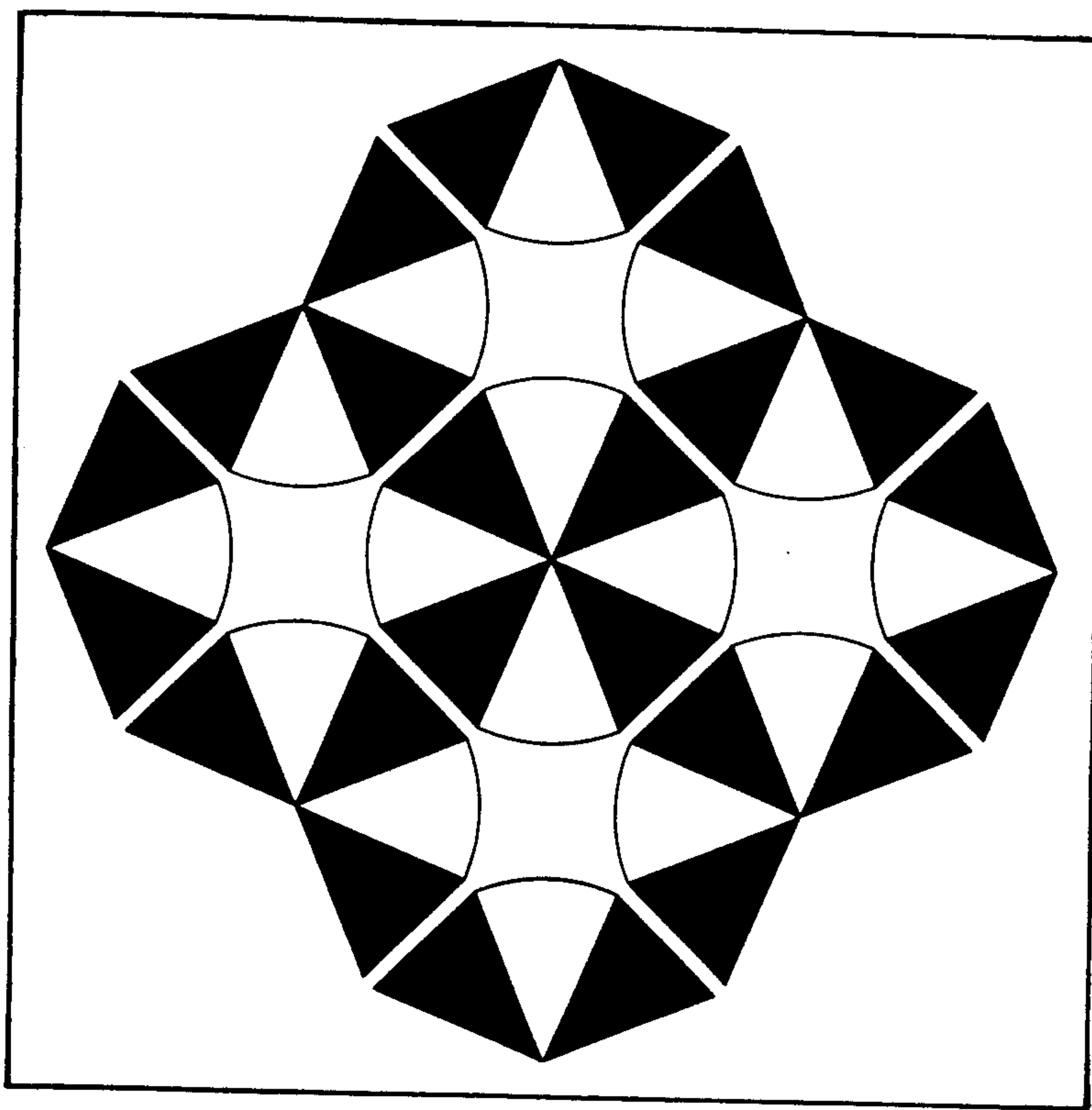


FIG. 4

