

[54] LOUDSPEAKER

[75] Inventor: Dieter Rams, Kronberg, Fed. Rep. of Germany

[73] Assignee: Braun Aktiengesellschaft, Frankfurt am Main, Fed. Rep. of Germany

[\*\*] Term: 14 Years

[21] Appl. No.: 866,601

[22] Filed: Jan. 3, 1978

[30] Foreign Application Priority Data

Jul. 8, 1977 [DE] Fed. Rep. of Germany ..... 73 MR 8632

[51] Int. Cl. .... D14-01

[52] U.S. Cl. .... D14/34

[58] Field of Search ..... D14/37, 33, 34; 181/152, 156, 148, 150, 155, 147, 146, 153, 144; 179/1 E

[56] References Cited

U.S. PATENT DOCUMENTS

D. 214,912 8/1969 Duern et al. .... D14/33

D. 221,441	8/1971	Ishikawa .....	D14/34
D. 228,139	8/1973	Ishikawa .....	D14/34
D. 249,684	9/1978	Rams .....	D14/33
D. 249,792	10/1978	Rams .....	D14/33
3,371,742	3/1968	Norton et al. ....	181/153
3,967,065	6/1976	Ward .....	181/148


Primary Examiner—Bernard Ansher  
Attorney, Agent, or Firm—Michael J. Striker


[57] CLAIM

The ornamental design for a loudspeaker, substantially as shown and described.

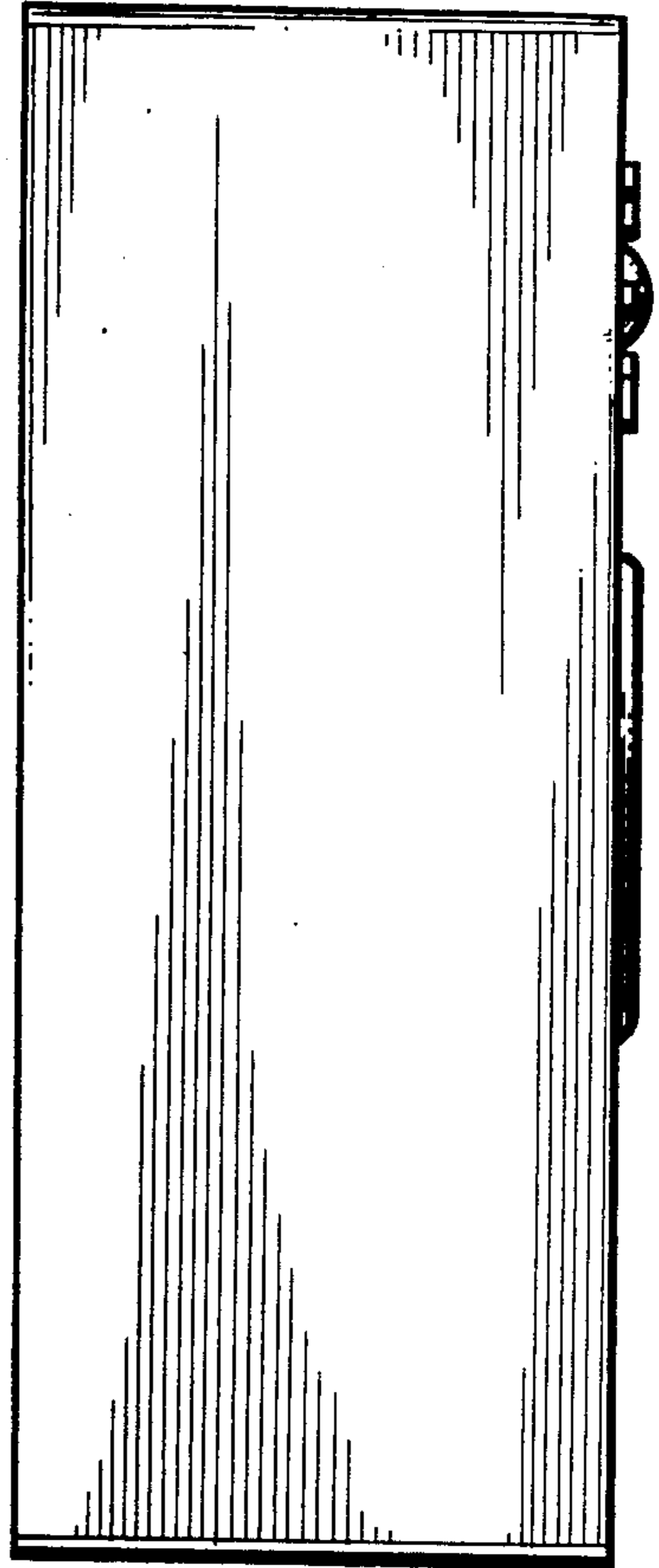
DESCRIPTION

FIG. 1 is a left-side view of a loudspeaker embodying my new design;  
FIG. 2 is a right-side view thereof;  
FIG. 3 is a rear-view thereof;  
FIG. 4 is a top-plan view thereof;  
FIG. 5 is a bottom-plan view thereof;  
FIG. 6 is a front perspective view thereof, with the front grille panel omitted for clarity of illustration;  
FIG. 7 is a front elevational view of a somewhat different embodiment of my new design;  
FIG. 8 is a right-front perspective view thereof; a detail of the front grille panel of FIG. 7.






*FIG. 1*




*FIG. 2*

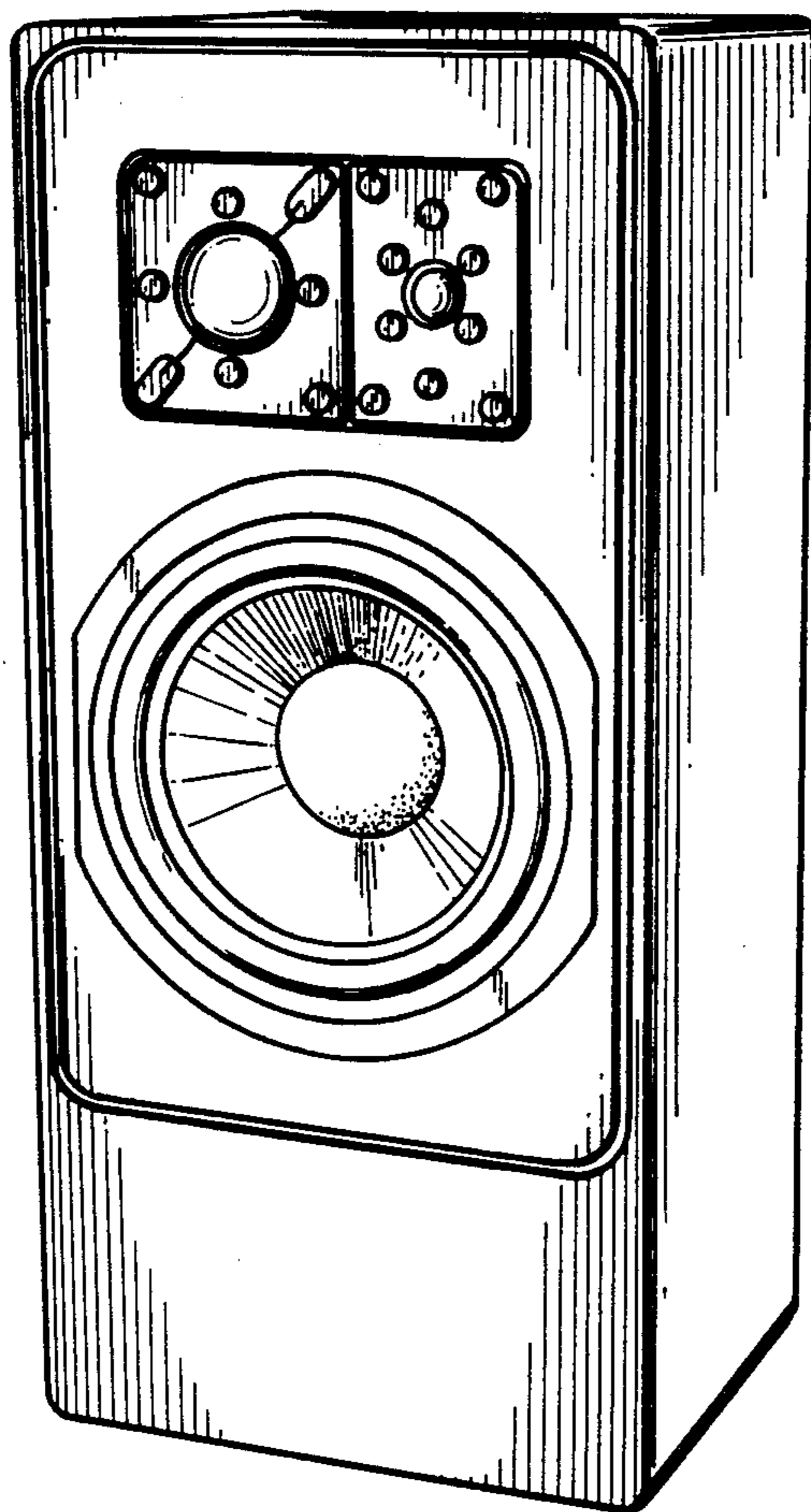
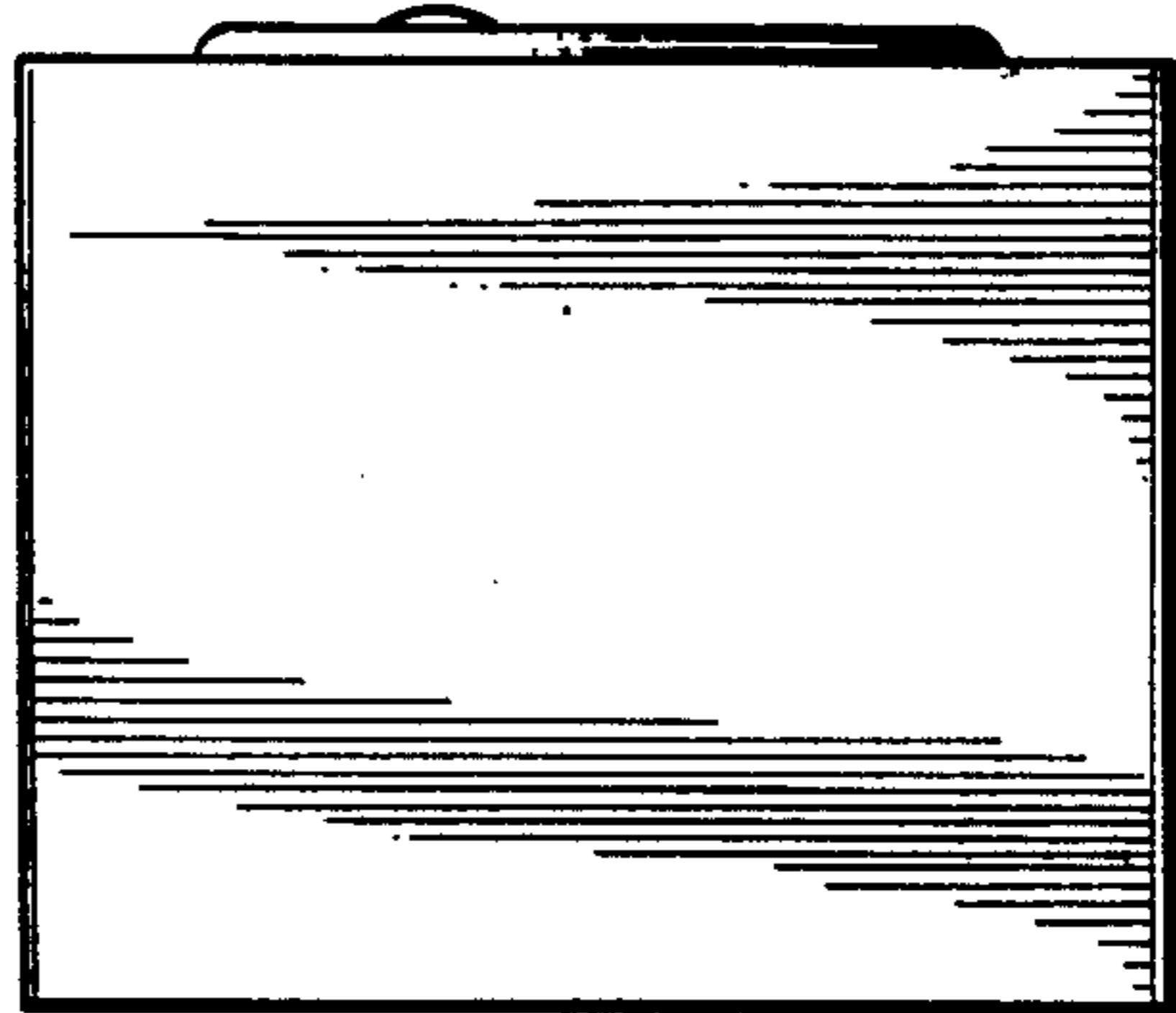


*FIG. 3*

*FIG. 4*




*FIG. 5*





*FIG. 6*

*FIG. 7*



*FIG. 8*



*FIG. 9*