

[54] TIE STRAP

3,581,347 3/1970 Verspieren ..... 24/16 PB

[75] Inventor: Lawrence J. Forest, Palo Alto, Calif.

Primary Examiner—Robert C. Spangler  
Attorney, Agent, or Firm—John F. Lawler

[73] Assignee: GTE Products Corporation,  
Stamford, Conn.

[57] CLAIM

[\*\*] Term: 14 Years

The ornamental design for a tie strap, as shown and described.

[21] Appl. No.: 802,233

[22] Filed: May 31, 1977

DESCRIPTION

[51] Int. Cl. .... D9-06

FIG. 1 is a side elevational view of a tie strap embodying my new design;

[52] U.S. Cl. .... D9/252

FIG. 2 is an enlarged view of FIG. 1 with the lower portion broken away to show the shape of the locking ribs;

[58] Field of Search ..... 24/16 PB; D9/252;  
D11/3, 4; D20/22-28; 40/2 R, 21 C

FIG. 3 is a front view looking from the left of FIG. 2; FIG. 4 is a rear view looking from the right of FIG. 2; and

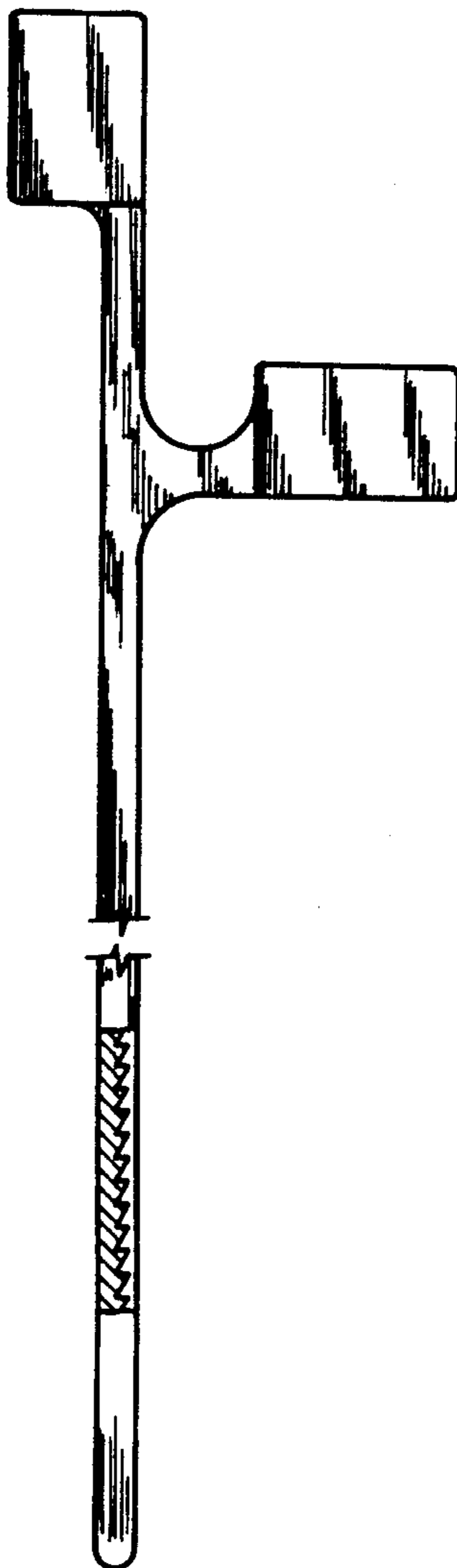
[56] References Cited

U.S. PATENT DOCUMENTS

FIG. 5 is a top plan view thereof.

The tie strap is broken away in FIGS. 2, 3 and 4 for convenience of illustration.

D. 224,960 10/1972 Wilson ..... D9/252  
3,484,905 12/1969 Eberhardt ..... 24/16 PB



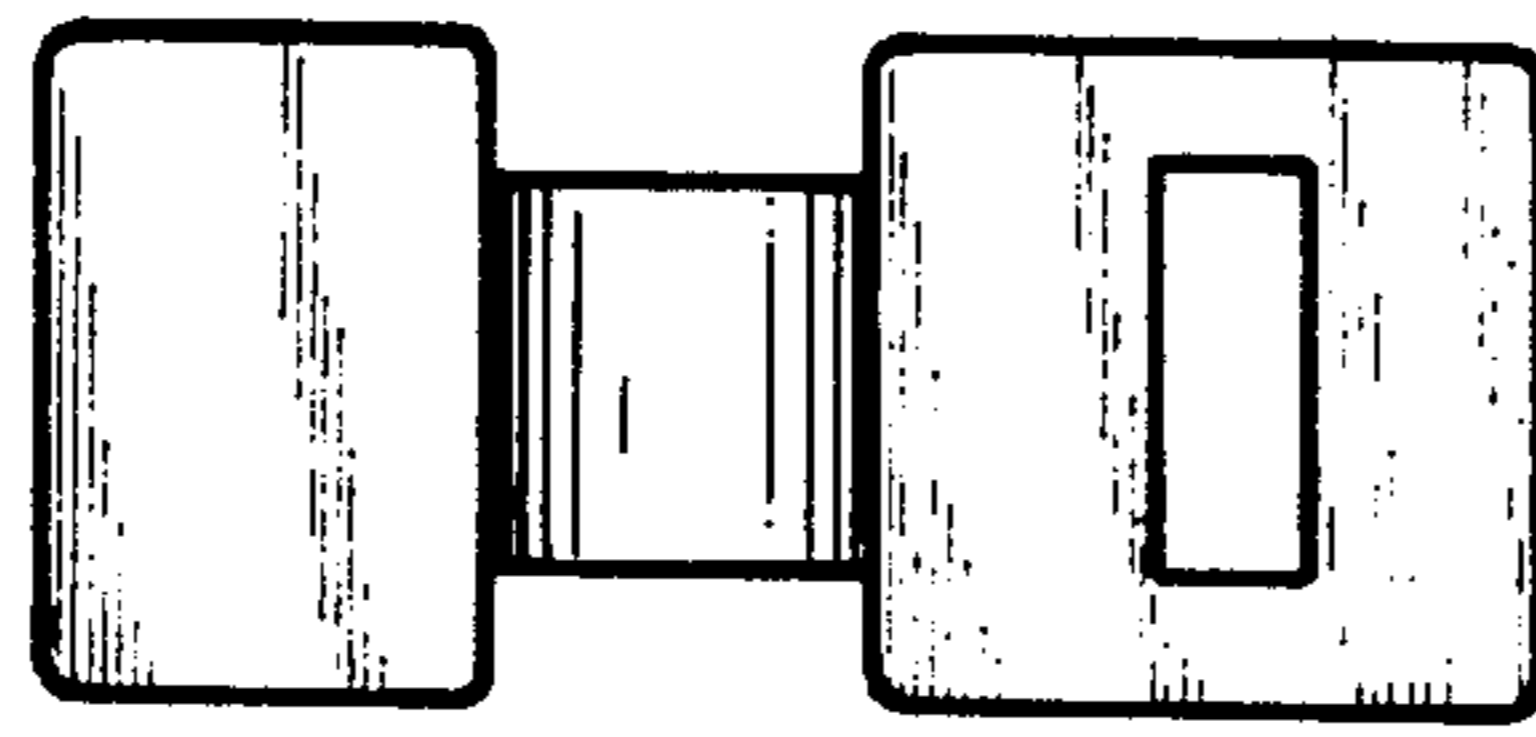


FIG. 5




FIG. 3

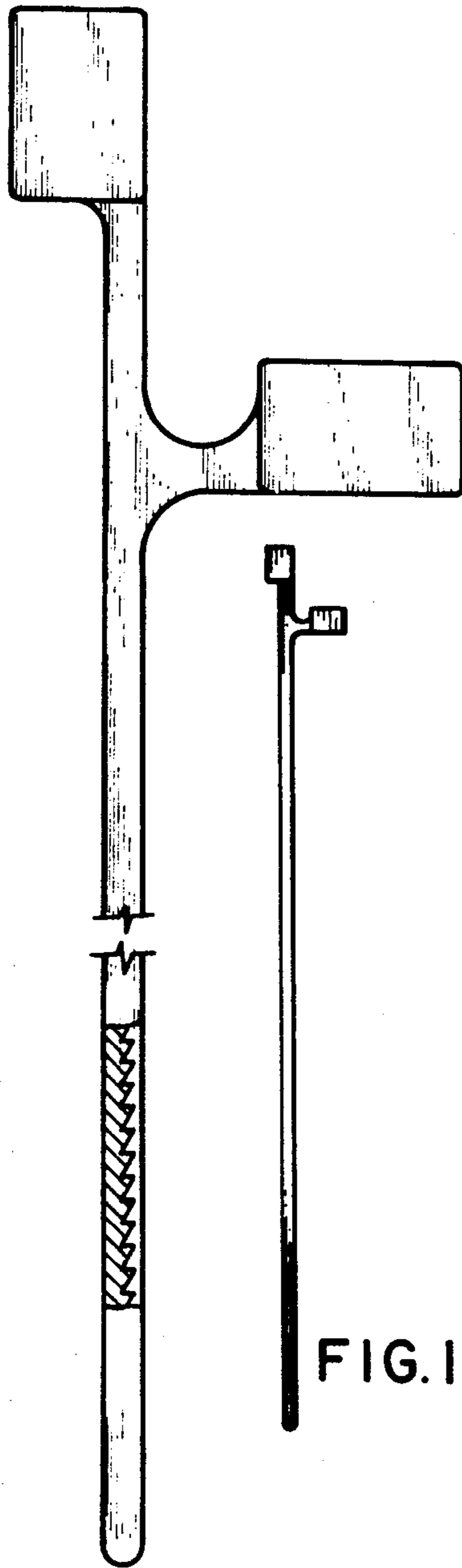


FIG. 2

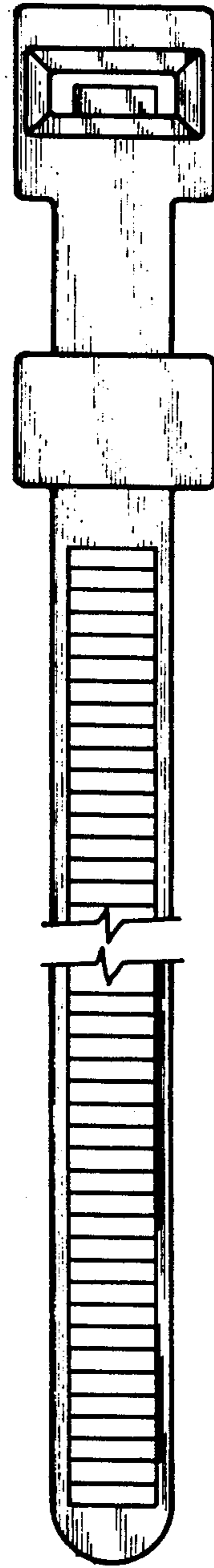


FIG. 4

FIG. 1