

[54] ROTARY LAWN EDGER, TRIMMER OR SIMILAR ARTICLE

[75] Inventor: Marco H. Lombard, Houston, Tex.

[73] Assignee: Emerson Electric Co., St. Louis, Mo.

[\*\*] Term: 14 Years

[21] Appl. No.: 883,063

[22] Filed: Mar. 3, 1978

[51] Int. Cl. .... D8-03

[52] U.S. Cl. .... D8/08; D15/12

[58] Field of Search .... D8/8; 30/276, 264; 56/12.7, 295; D15/12

[56] References Cited

U.S. PATENT DOCUMENTS

D. 221,507	10/1971	Bunyea .....	D8/8
D. 249,630	9/1978	Ballas .....	D8/8
4,047,299	9/1977	Bair .....	30/276
4,089,114	5/1978	Doolittle et al. ....	30/276
4,156,312	5/1979	Ballas, Sr. ....	30/276

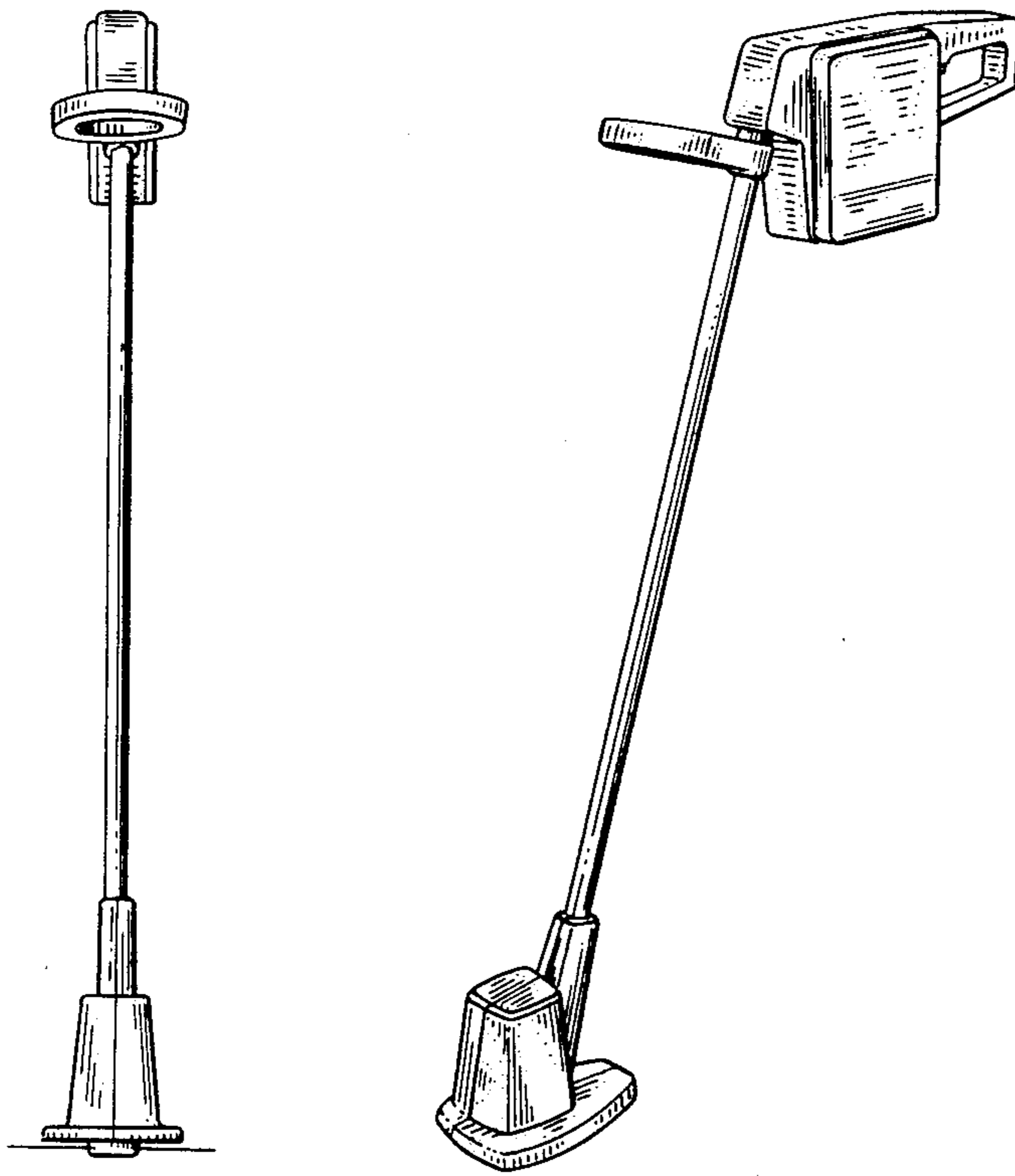
Primary Examiner—Bernard Ansher

[57] CLAIM

The ornamental design for a rotary lawn edger, trimmer or similar article, substantially as shown and described.

DESCRIPTION

FIG. 1 is a side elevational view of a rotary lawn edger, trimmer or similar article embodying our new design; FIG. 2 is a front elevational view; and FIG. 3 is a top plan view.



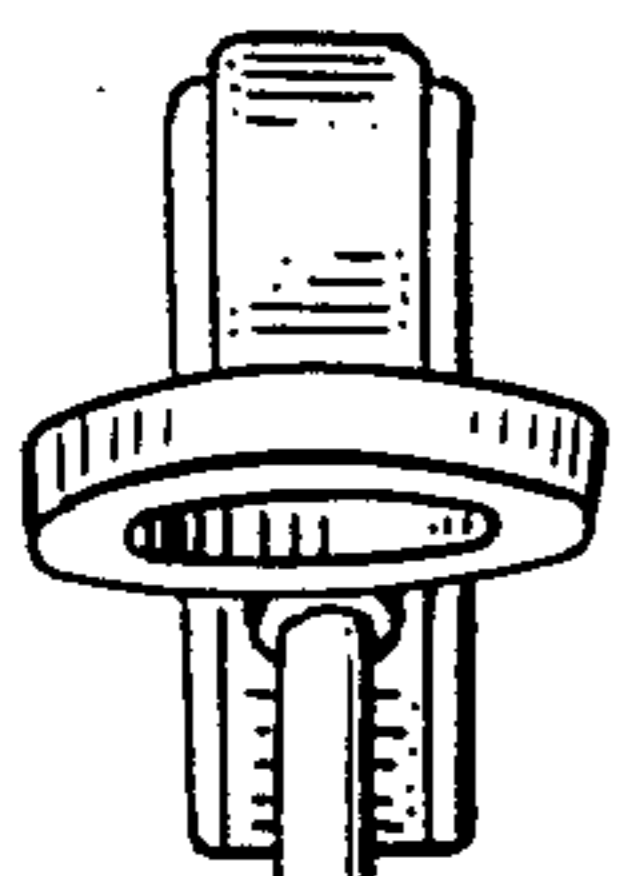


FIG. 2




FIG. 1

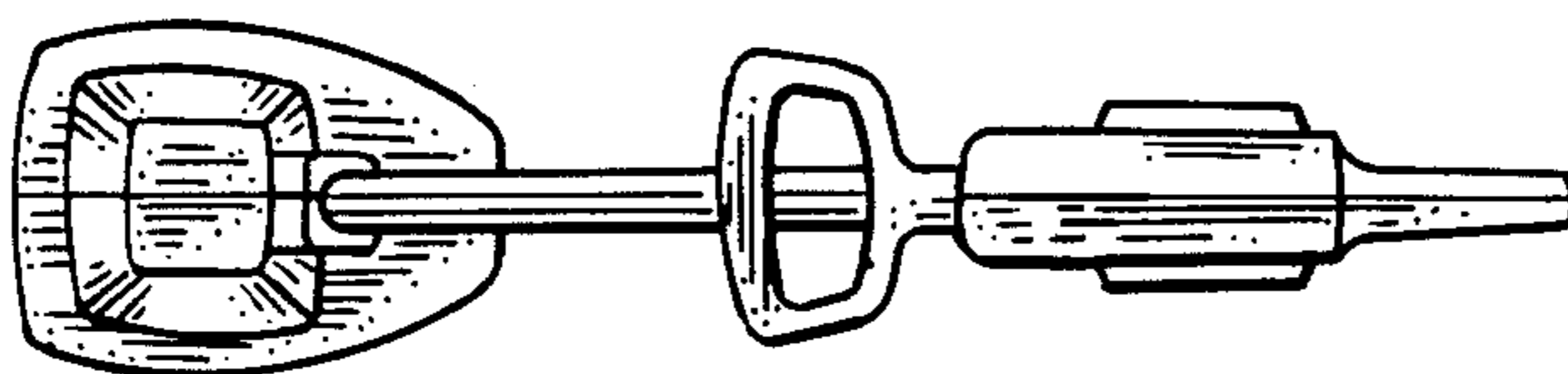


FIG. 3