

[54] COMBINATION SHELF AND HOOK UNIT

[76] Inventor: Arno J. Liebman, 1819 Shore Dr., South, Apt. No. 218, South Pasadena, Fla. 33707

[\*\*] Term: 14 Years

[21] Appl. No.: 928,440

[22] Filed: Jul. 26, 1978

[51] Int. Cl. .... D6-04

[52] U.S. Cl. .... D6/136; D6/120

[58] Field of Search ..... D6/114, 116, 130-136, D6/181, 186, 125, 120; 108/29, 30, 41, 47, 59, 144, 152; 211/13, 87, 88, 90, 128, 133, 134, 135, 153

[56] References Cited

U.S. PATENT DOCUMENTS

D. 238,735 2/1976 Trieschmann ..... D6/125

D. 251,223 3/1979 Burge ..... D6/116  
3,650,407 3/1972 Benham ..... 211/87

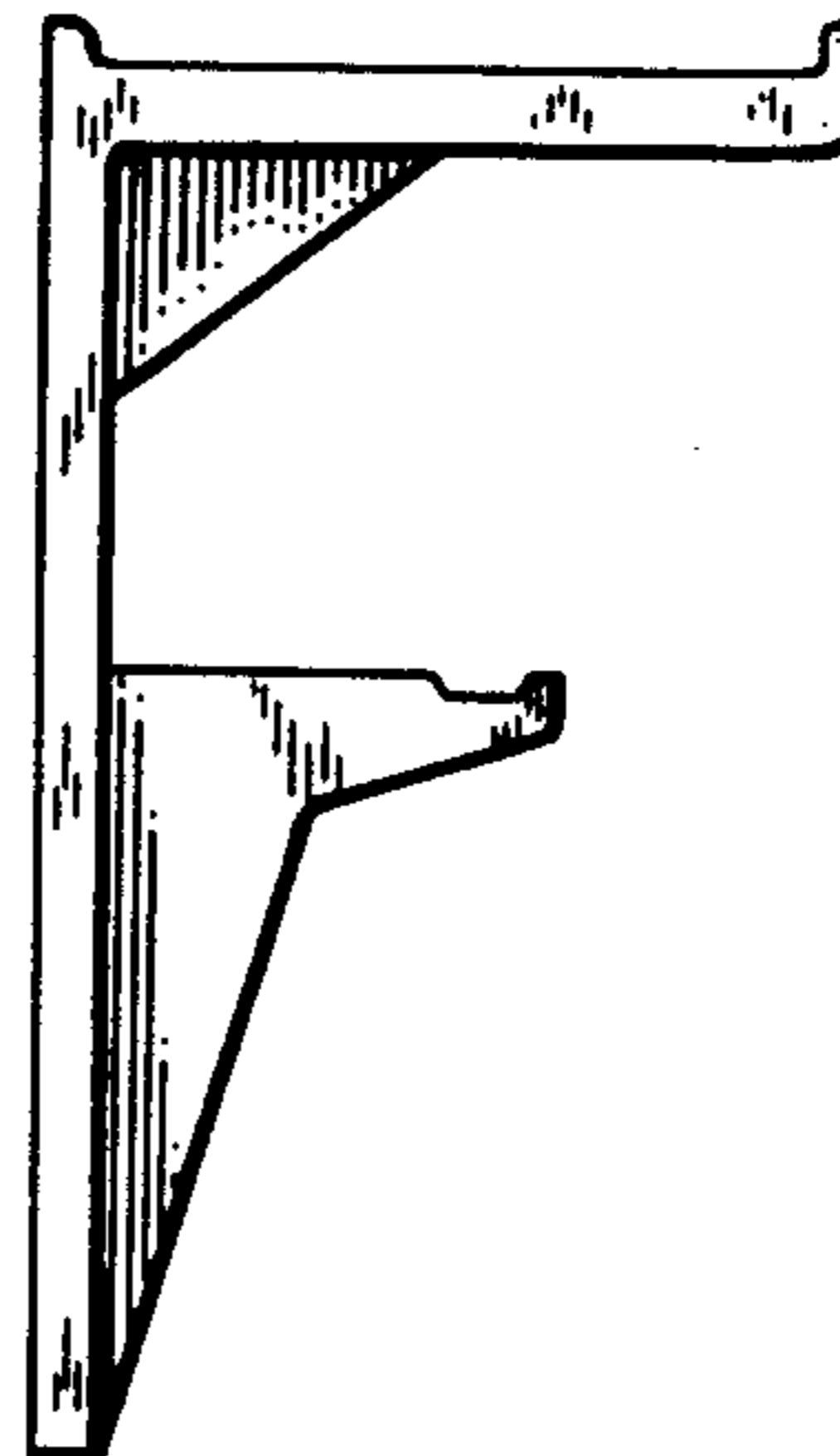
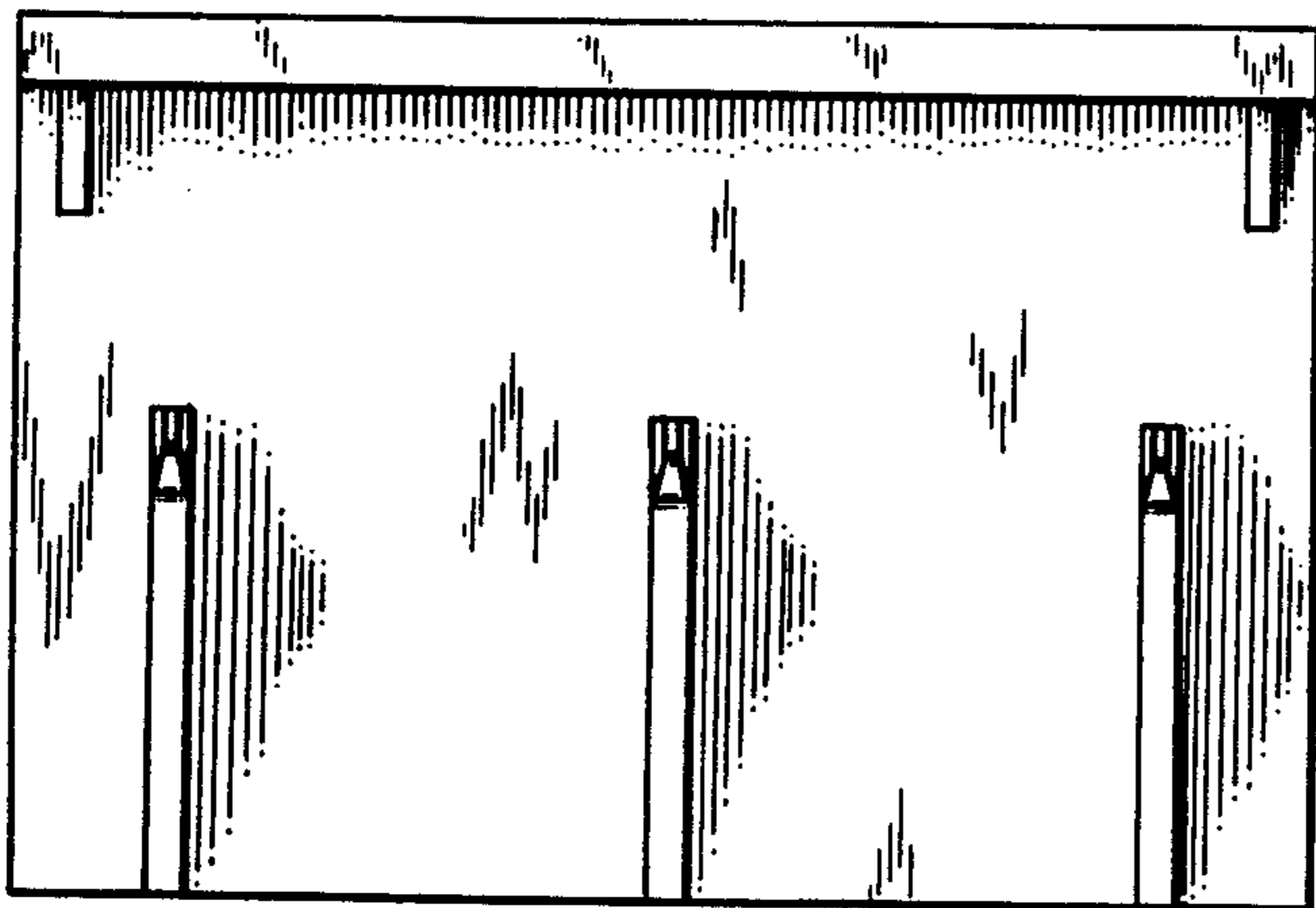
Primary Examiner—Wallace R. Burke  
Assistant Examiner—B. J. Bullock  
Attorney, Agent, or Firm—Robert Henderson

[57] CLAIM

The ornamental design for a combination shelf and hook unit, as shown and described.

DESCRIPTION

FIG. 1 is a front elevational view of a combination shelf and hook unit showing my new design;  
FIG. 2 is a side elevational view taken from the left of FIG. 1;  
FIG. 3 is a side elevational view taken from the right of FIG. 1;  
FIG. 4 is a top plan view; and  
FIG. 5 is a bottom plan view.  
The rear of the unit is flat and unornamented.



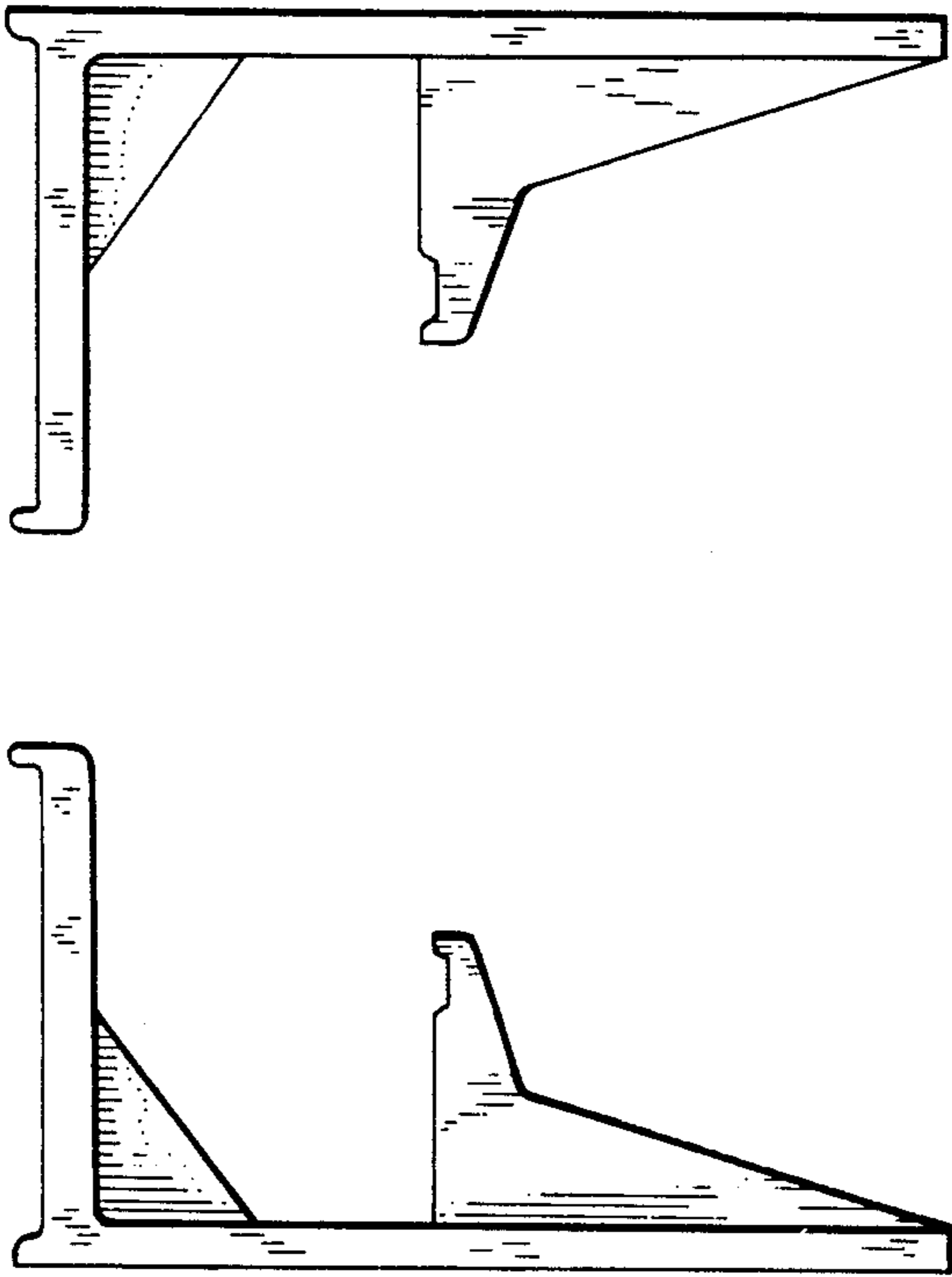


FIG. 3

FIG. 2




FIG. 5




FIG. 1

FIG. 4

