

[54] DENTAL BUR TOOL  
 [75] Inventor: Paul D. Sturges, Newberg, Oreg.  
 [73] Assignee: A-Dec, Inc., Newberg, Oreg.  
 [\*\*] Term: 14 Years  
 [21] Appl. No.: 878,174  
 [22] Filed: Feb. 15, 1978  
 [51] Int. Cl. .... D24-02  
 [52] U.S. Cl. .... D24/10  
 [58] Field of Search ..... D24/10; 32/26, 27

3,888,008 6/1975 Lake et al. .... 32/27  
 3,947,966 4/1976 Lieb et al. .... 32/27

Primary Examiner—Bernard Ansher  
 Attorney, Agent, or Firm—Klarquist, Sparkman,  
 Campbell, Leigh, Hall & Whinston

[57] CLAIM

The ornamental design for a dental bur tool, as shown. as shown.

DESCRIPTION

FIG. 1 is a perspective view of a dental bur tool, showing my design;  
 FIG. 2 is a top plan view thereof;  
 FIG. 3 is a side elevation view thereof;  
 FIG. 4 is a bottom plan view thereof;  
 FIG. 5 is a rear elevation view thereof;  
 FIG. 6 is a front elevation view thereof; and  
 FIG. 7 is a rear elevation view thereof.

[56] References Cited

U.S. PATENT DOCUMENTS

|            |         |               |       |        |
|------------|---------|---------------|-------|--------|
| D. 239,942 | 5/1976  | Junkel        | ..... | D24/10 |
| D. 246,112 | 10/1977 | Biggs         | ..... | D24/10 |
| 3,325,899  | 6/1967  | Staunt        | ..... | 32/27  |
| 3,439,422  | 4/1969  | Doeden et al. | ..... | 32/27  |





FIG. 1

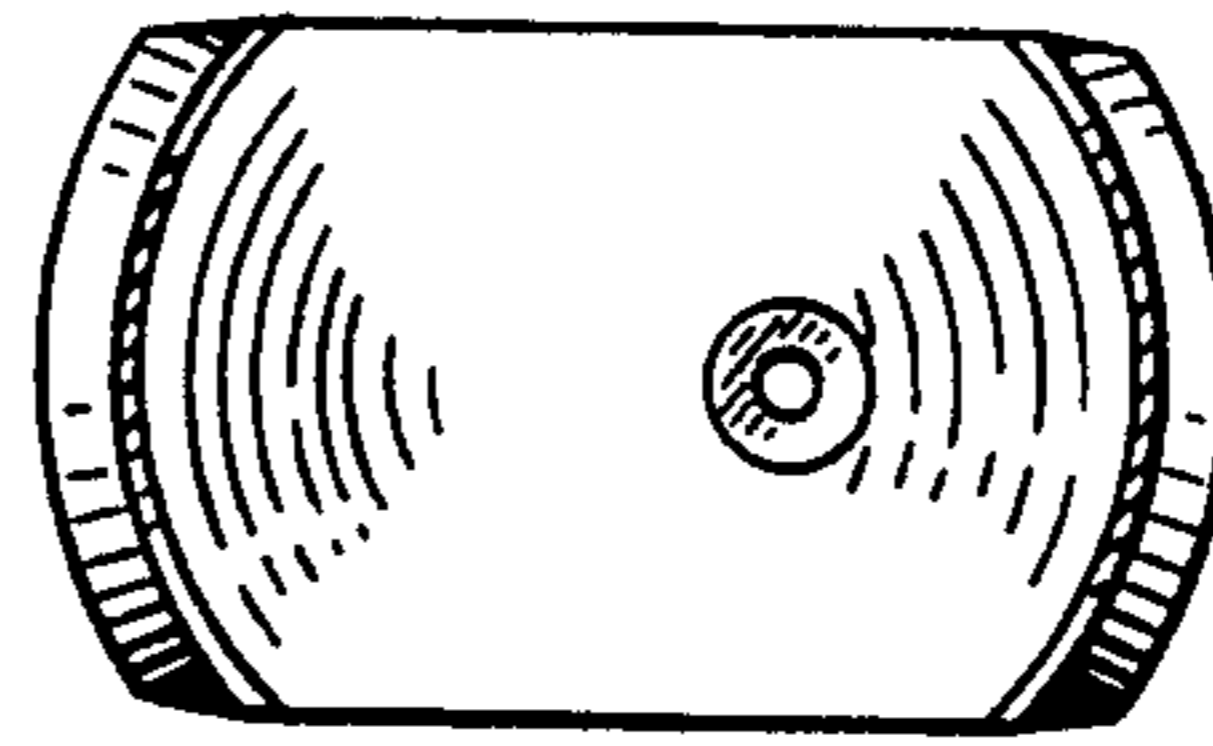
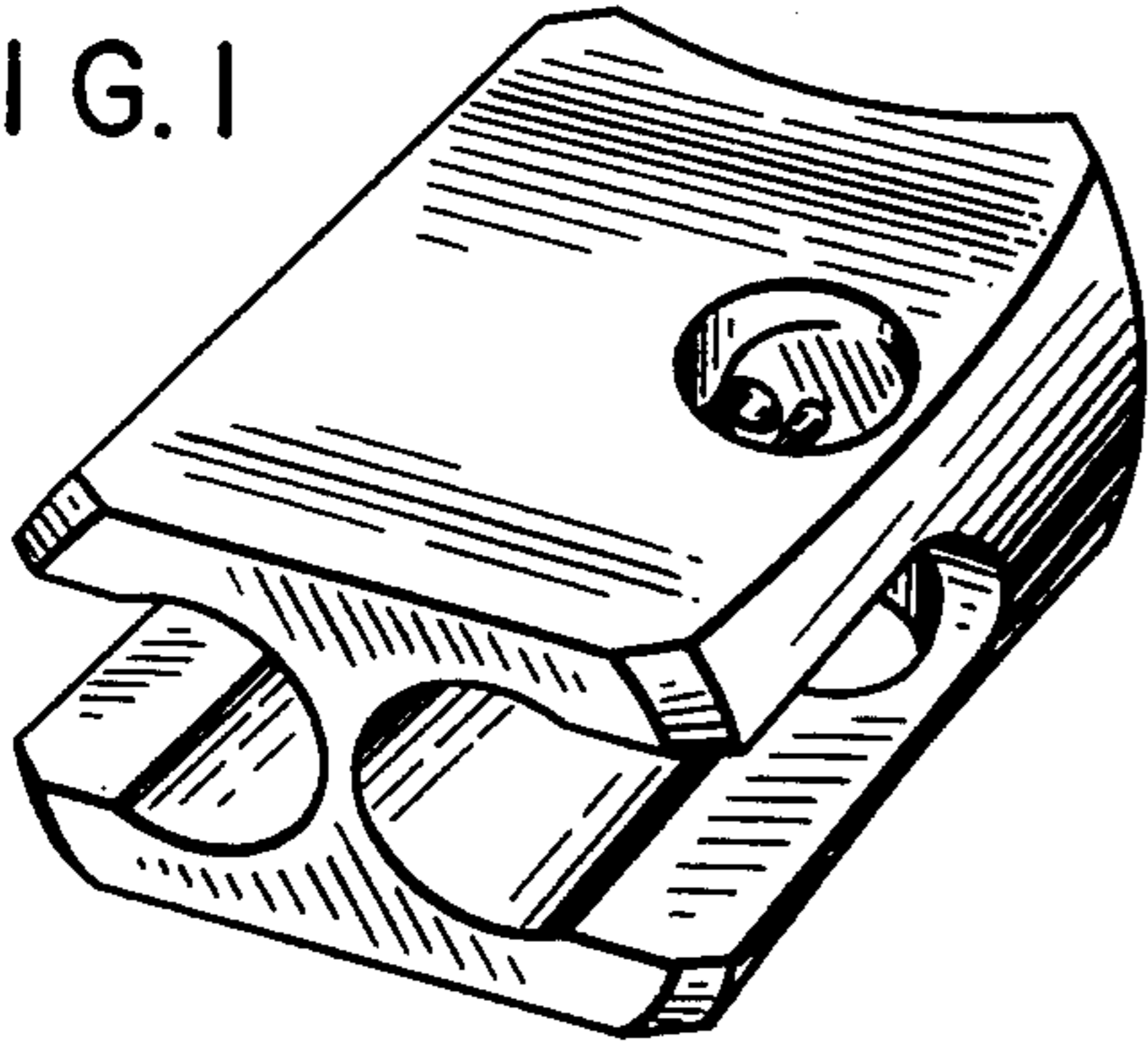


FIG. 2

FIG. 3

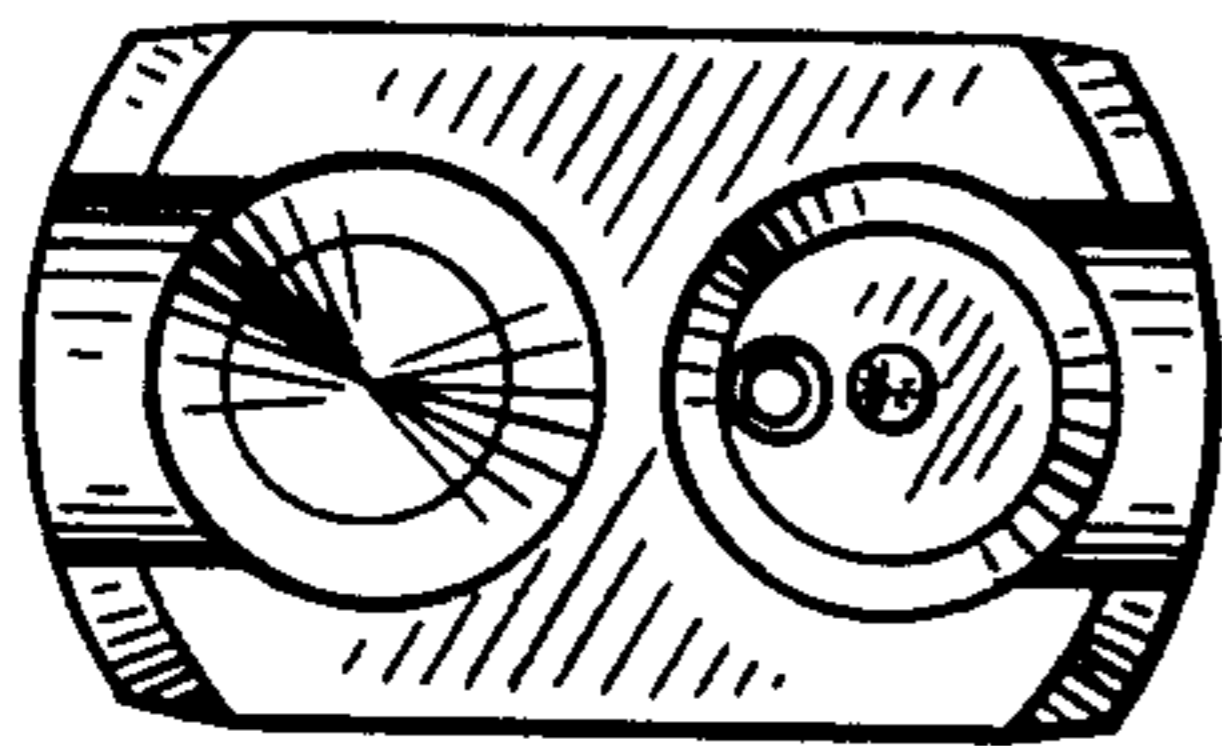



FIG. 4




FIG. 6

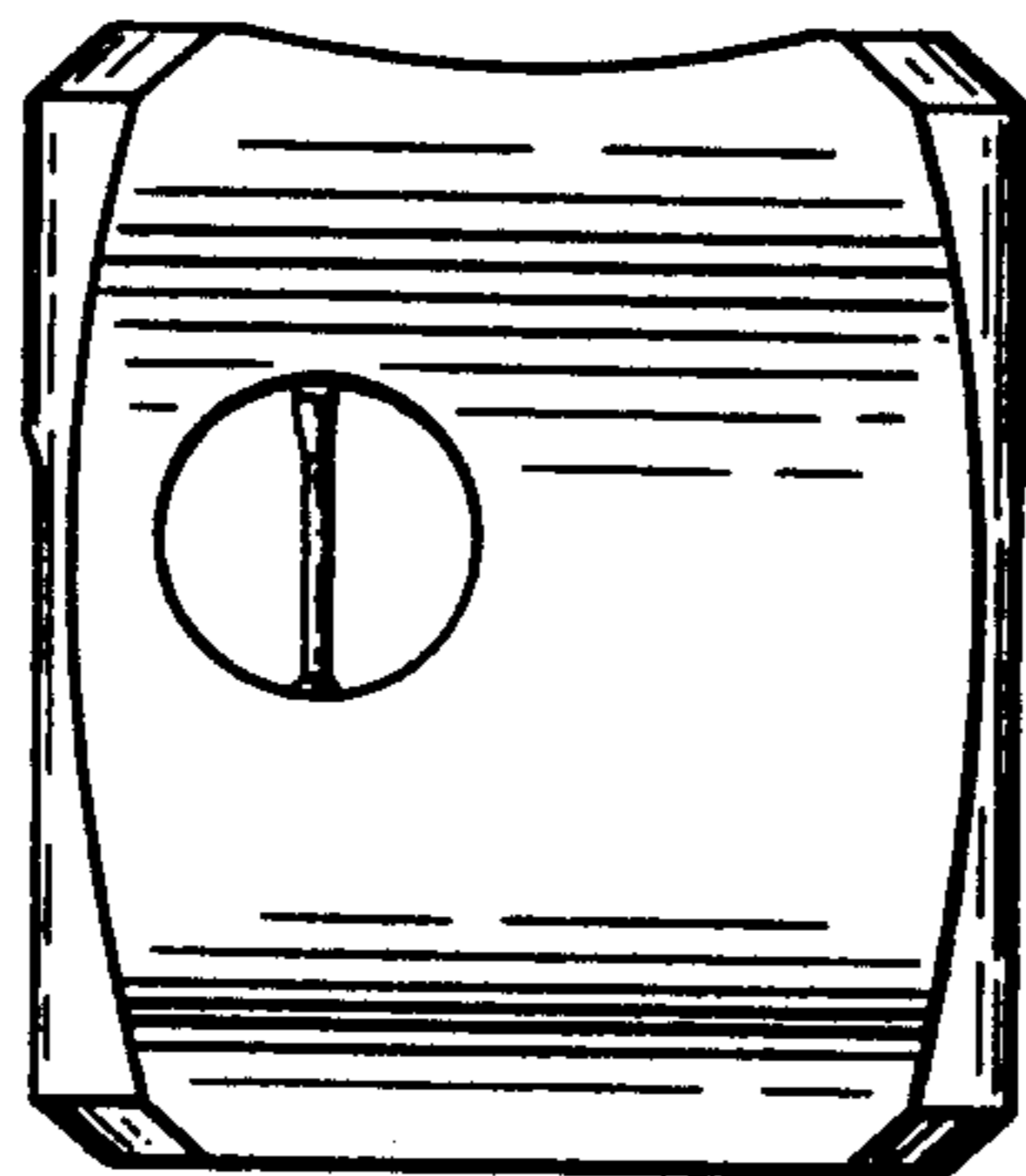


FIG. 5




FIG. 7