

[54] TOILET

[75] Inventors: Frank T. Sargent; John M. Antos, both of Ann Arbor, Mich.

[73] Assignee: Thetford Corporation, Ann Arbor, Mich.

[\*\*] Term: 14 Years

[21] Appl. No.: 882,957

[22] Filed: Mar. 2, 1978

[51] Int. Cl. .... D23-02

[52] U.S. Cl. .... D23/48

[58] Field of Search ..... D23/48, 65, 66, 67, D23/71; 4/300, 312, 316-323, 421, 429, 441, 442

[56] References Cited

U.S. PATENT DOCUMENTS

D. 203,381 1/1966 Brown et al. .... D23/48

|            |         |                     |        |
|------------|---------|---------------------|--------|
| D. 222,060 | 9/1971  | Quintana .....      | D23/48 |
| D. 231,458 | 4/1974  | Fulton et al. ....  | D23/48 |
| D. 233,755 | 11/1974 | Hewson .....        | D23/48 |
| D. 250,344 | 11/1978 | Sargent et al. .... | D23/48 |
| 3,801,991  | 4/1974  | Fulton et al. ....  | 4/321  |
| 3,851,339  | 12/1974 | Flinner et al. .... | 4/321  |
| 3,949,430  | 4/1976  | Miller et al. ....  | 4/321  |
| 4,091,475  | 5/1978  | Hewson et al. ....  | 4/321  |

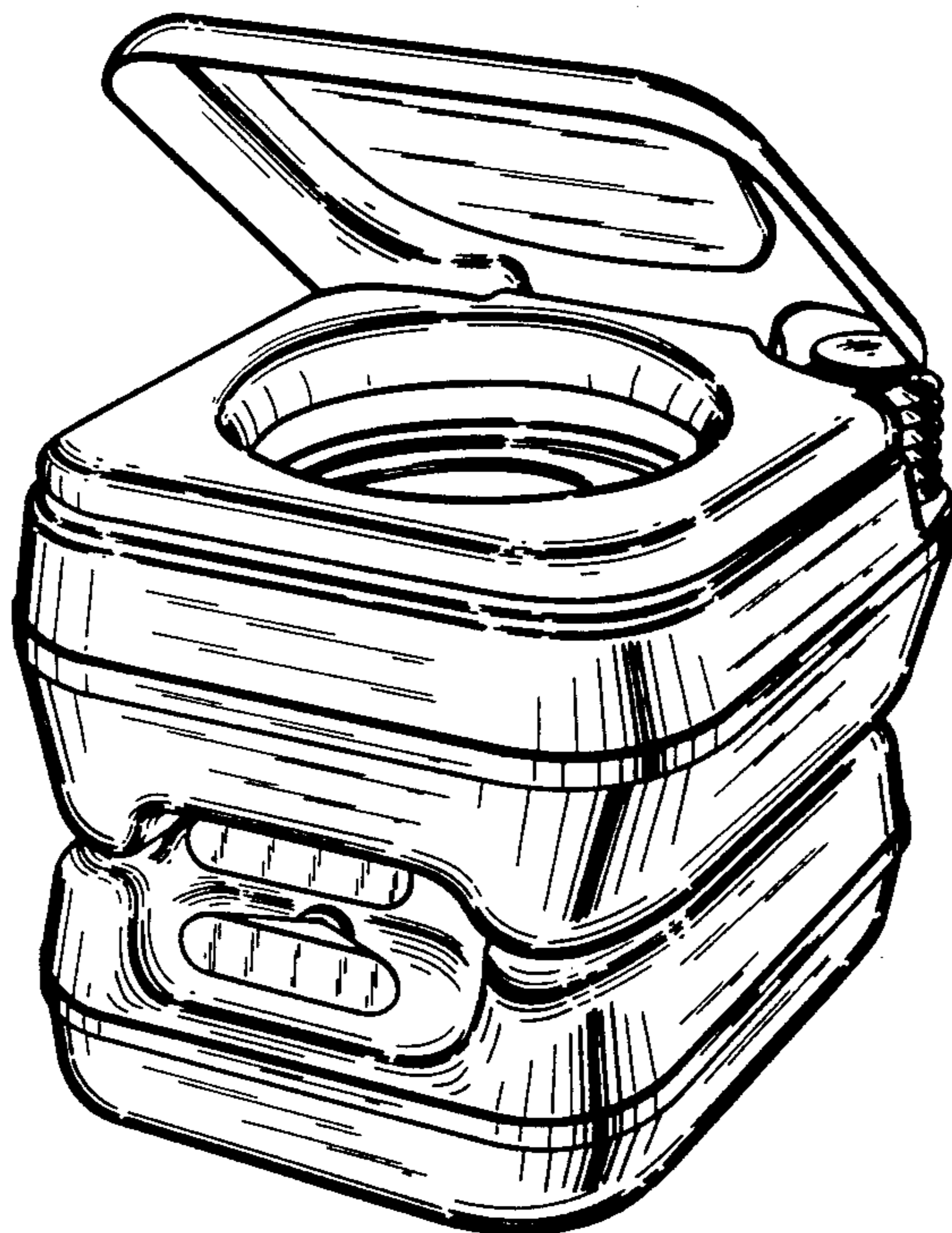
Primary Examiner—James R. Largen

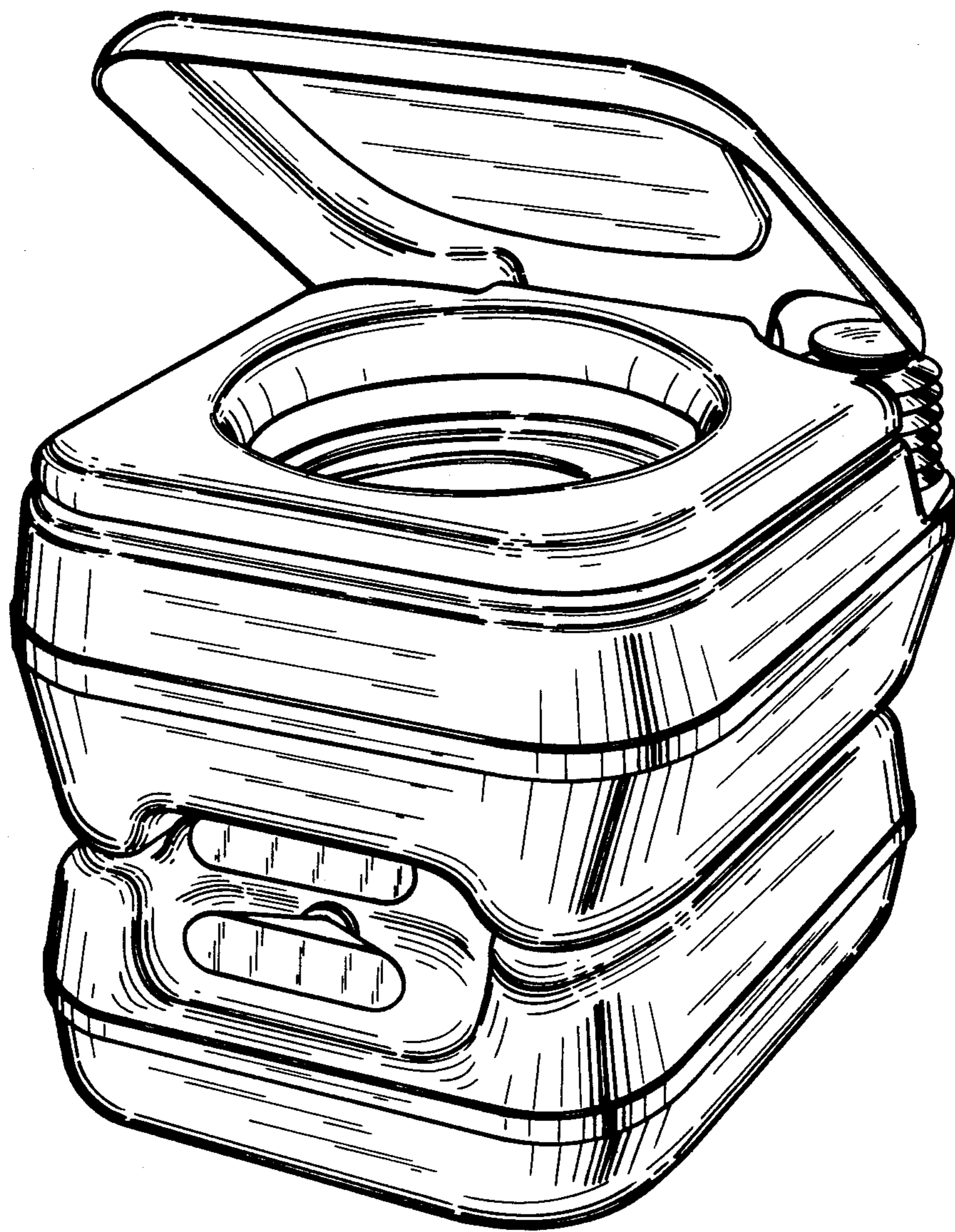
[57] CLAIM

The ornamental design for a toilet, as shown.


DESCRIPTION

FIG. 1 is a perspective view of a toilet with the cover in a partially open position, showing our new design; FIG. 2 is a top plan view of FIG. 1 with the cover in a closed position; FIG. 3 is a front elevational view of FIG. 2; FIG. 4 is a right side elevational view of FIG. 2; FIG. 5 is a rear elevational view of FIG. 2; and FIG. 6 is a left side elevational view of FIG. 2.



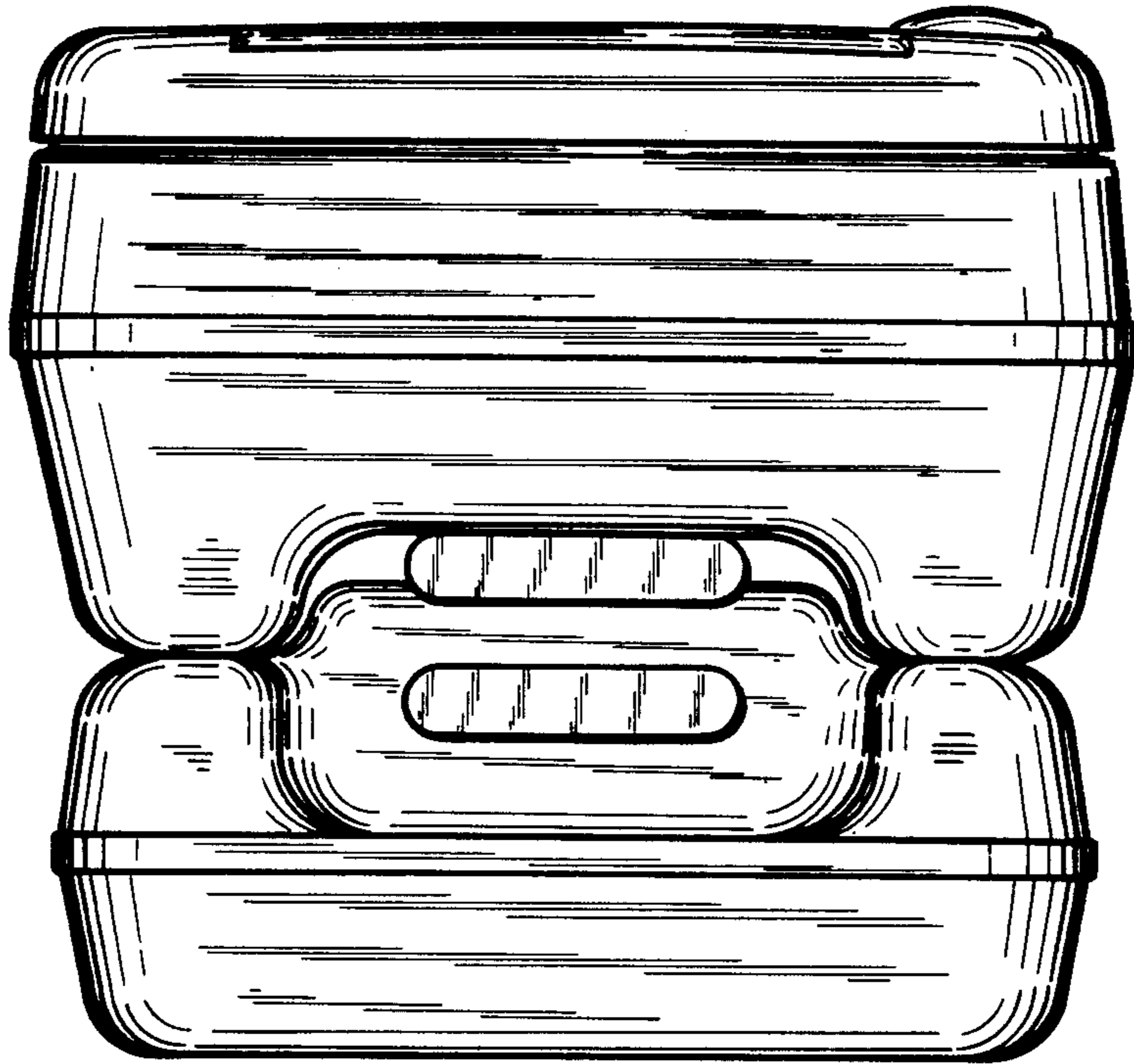


—FIG. 1




—FIG. 2





—FIG. 3



—FIG. 4




FIG. 5




FIG. 6