

[54] FISHING APPARATUS FOR THE QUICK DISCONNECTION OF THE HOOK FROM THE FISHING LINE

[76] Inventor: **Burton G. Koenig**, 807 Avenue C, Bayonne, N.J. 07002

[\*\*] Term: **14 Years**

[21] Appl. No.: **879,867**

[22] Filed: **Feb. 21, 1978**

[51] Int. Cl. .... **D22—05**

[52] U.S. Cl. .... **D22/31; 43/44.95; 43/44.83**

[58] Field of Search ..... **43/44.95, 44.83; D22/30, 31; 24/201 HE, 225, 230.5 AD, 230.5 R; D2/418**

[56] **References Cited**

**U.S. PATENT DOCUMENTS**

2,884,733	5/1959	Smith .....	43/44.83
3,783,546	1/1974	Meyers .....	43/44.95
3,992,757	11/1976	Danna .....	24/201 HE

*Primary Examiner*—Sam Rosen  
*Attorney, Agent, or Firm*—Gloria K. Koenig

[57] **CLAIM**

The ornamental design for a fishing apparatus for the quick disconnection of the hook from the fishing line, substantially as shown and described.

**DESCRIPTION**

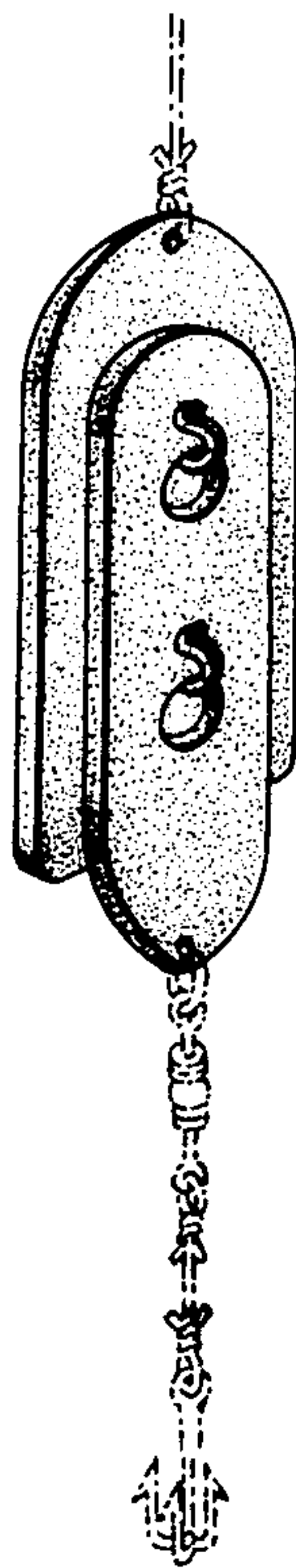
FIG. 1 is a perspective view of a fishing apparatus for the quick disconnection of the hook from the fishing line showing my new design. The design is shown attached to a fishing line, an additional leader and hook (in broken lines) which are not part of the invention.

FIG. 2 is a top plan view of the back plate.


FIG. 3 is a top plan view of the front plate.

FIG. 4 is a side elevational view.

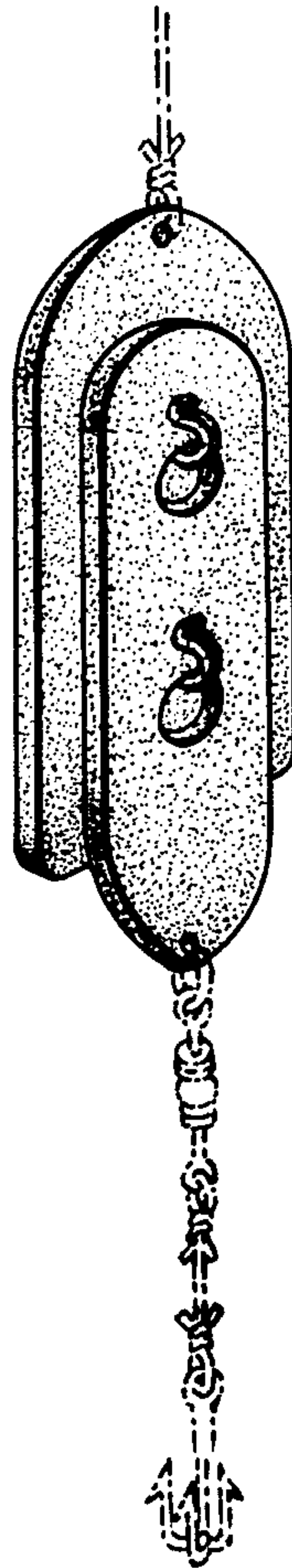
FIG. 5 is a bottom plan view.



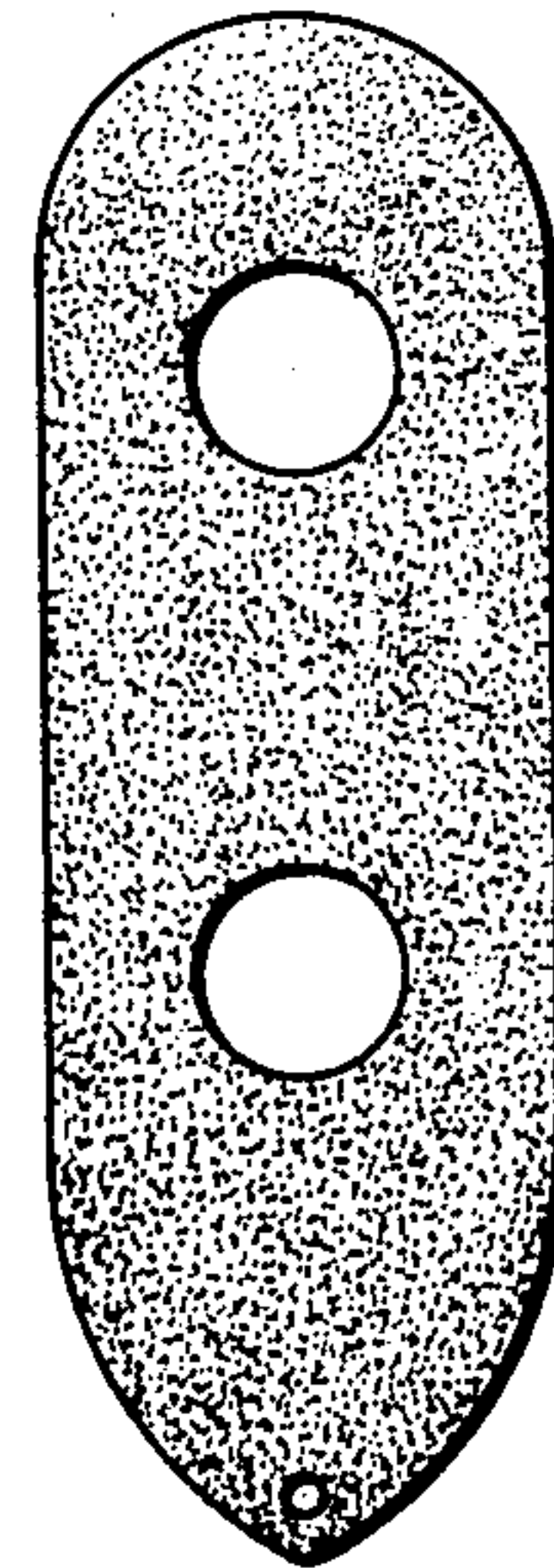
*Fig. 2*



*Fig. 1*



*Fig. 3*



*Fig. 4*



*Fig. 5*

