

[54] **MAGNETIC LOCATOR**  
 [75] Inventor: **Erick O. Schonstedt, Reston, Va.**  
 [73] Assignee: **Schonstedt Instrument Company, Reston, Va.**  
 [\*\*] Term: **14 Years**  
 [21] Appl. No.: **868,722**  
 [22] Filed: **Jan. 11, 1978**  
 [51] Int. Cl. .... **D10-04**  
 [52] U.S. Cl. .... **D10/78; D10/46**  
 [58] Field of Search .... **D10/46, 47, 75, 78, D10/103; 324/3, 67, 244; 340/258 R**

[56] **References Cited**  
**U.S. PATENT DOCUMENTS**  
 D. 193,111 6/1962 Sarah ..... D10/46  
 D. 215,618 10/1969 MacCotter ..... D10/46  
 D. 217,931 6/1970 Humphreys ..... D10/78  
 D. 221,587 8/1971 Aslan ..... D10/80 X

D. 237,471 11/1975 Richmann ..... D10/46  
 D. 248,377 7/1978 Wolfe ..... D10/46  
 D. 251,364 3/1979 Hénault ..... D10/47  
 3,281,660 10/1966 Studenick ..... D10/78 X  
 3,418,572 12/1968 Humphreys ..... 324/67  
 3,909,704 9/1975 Schonstedt ..... 324/3  
 3,988,663 10/1976 Slough ..... 324/67

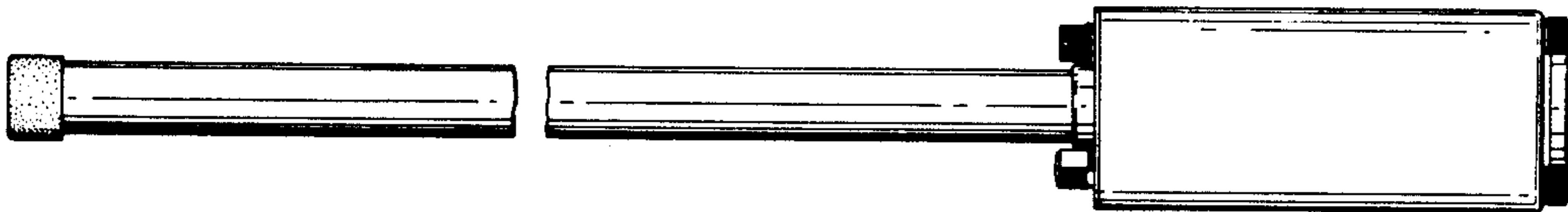
*Primary Examiner*—Nelson C. Holtje  
*Attorney, Agent, or Firm*—Shapiro and Shapiro

[57] **CLAIM**

The ornamental design for a magnetic locator, as shown and described.

**DESCRIPTION**

FIG. 1 is a front elevational view of a magnetic locator showing my new design;  
 FIG. 2 is a bottom plan view thereof;  
 FIG. 3 is a top plan view thereof;  
 FIG. 4 is a right side elevational view thereof;  
 FIG. 5 is a rear elevational view thereof;  
 FIG. 6 is a left side elevational view thereof;  
 FIG. 7 is a top perspective view thereof.



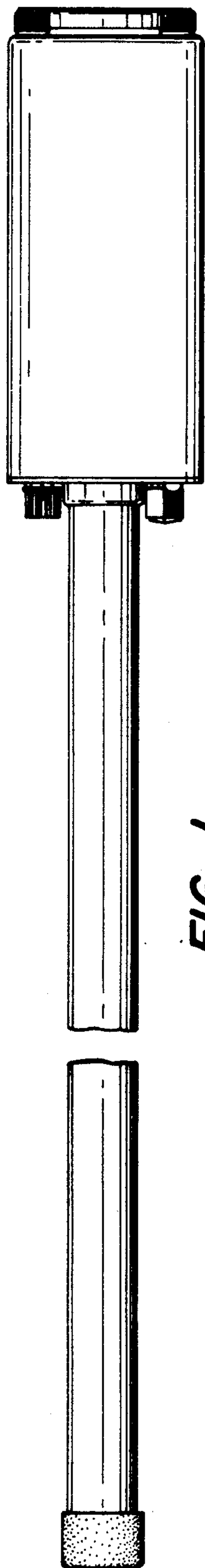


FIG. 1




FIG. 3




FIG. 2

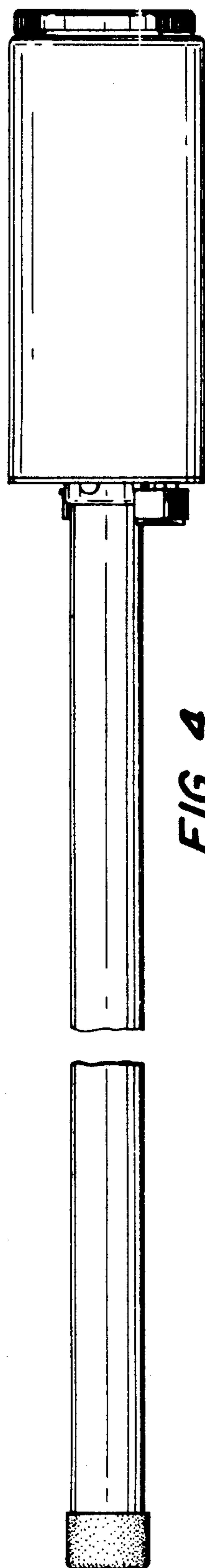
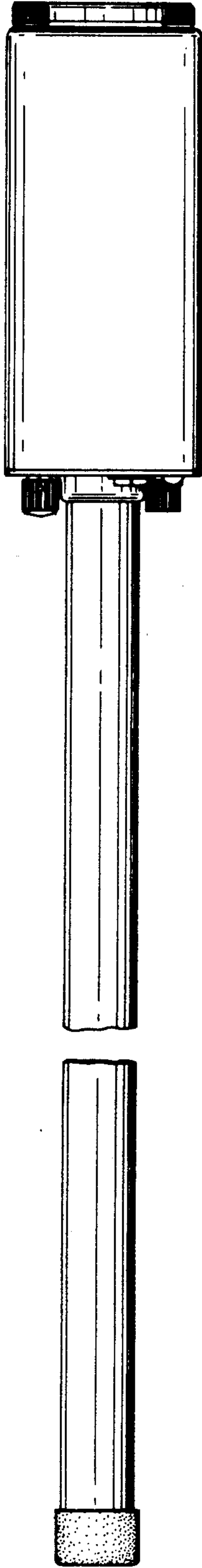
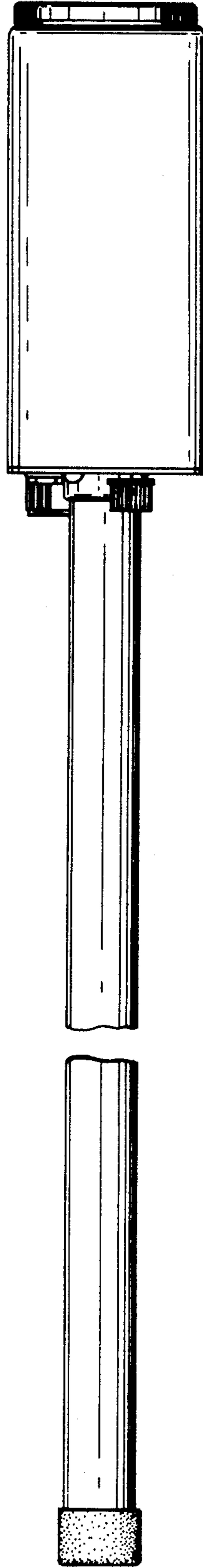


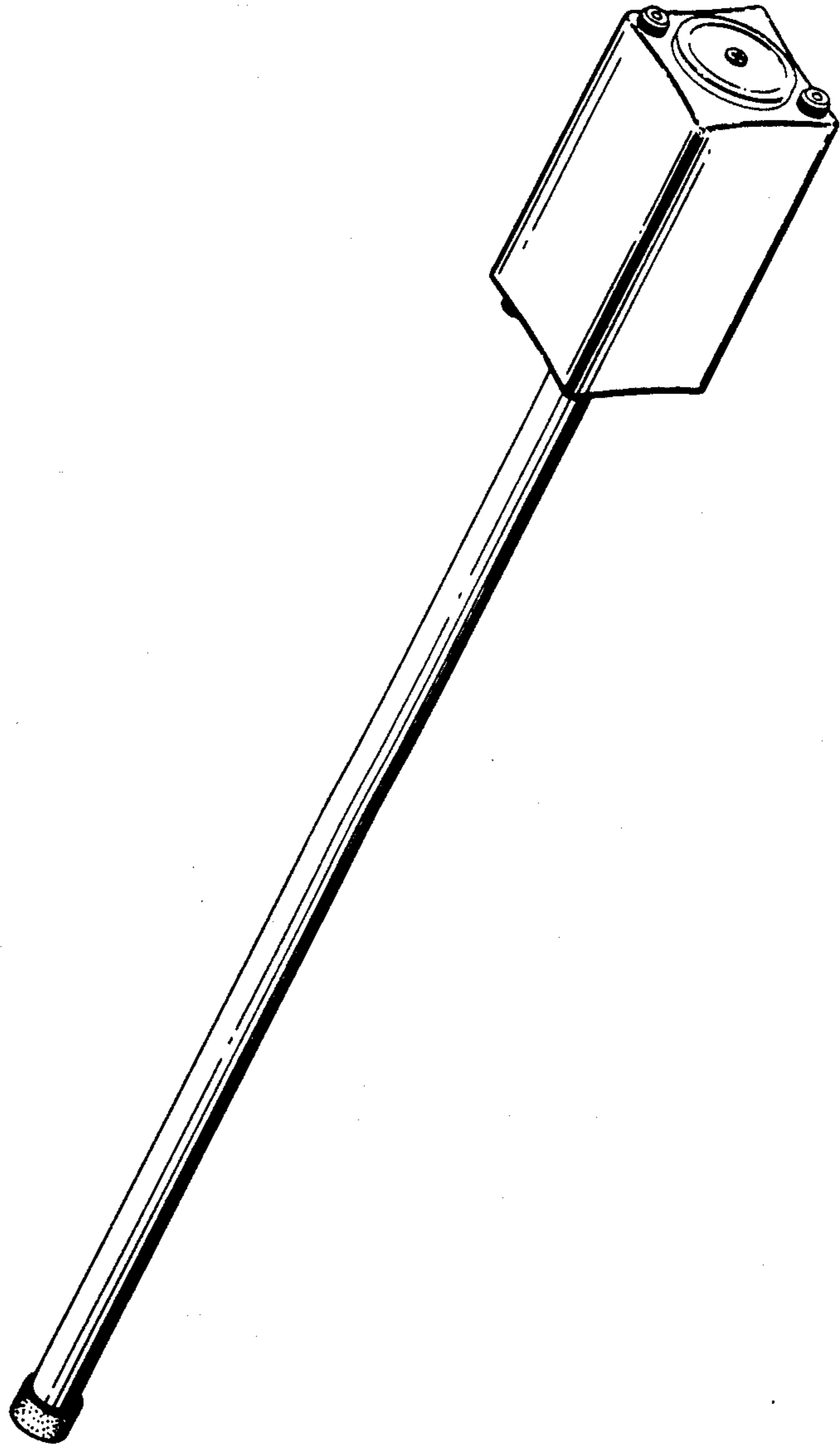
FIG. 4



*FIG. 5*



*FIG. 6*



**FIG. 7**