

[54] COMBINED TAPE RULE AND KEY RING

[75] Inventor: Michel Quenot, Ornans, France

[73] Assignee: Stanley-Mabo, France

[**] Term: 14 Years

[21] Appl. No.: 930,594

[22] Filed: Aug. 2, 1978

[51] Int. Cl. D3-01

[52] U.S. Cl. D3/65; D3/62;
D10/72

[58] Field of Search D3/61-65;
D10/72; D11/57, 162; 70/456 R, 459

[56] References Cited

U.S. PATENT DOCUMENTS

D. 242,297 11/1976 Ortega D3/65
D. 242,607 12/1976 Covey D3/61

FOREIGN PATENT DOCUMENTS

455993 3/1950 Italy 70/459

OTHER PUBLICATIONS

F. O. Merz Co. Inc. Flyer, p. 2, Item #39-027.
Jewelers Circular Keystone Directory Issue, 6/20/69,
Item #1949.

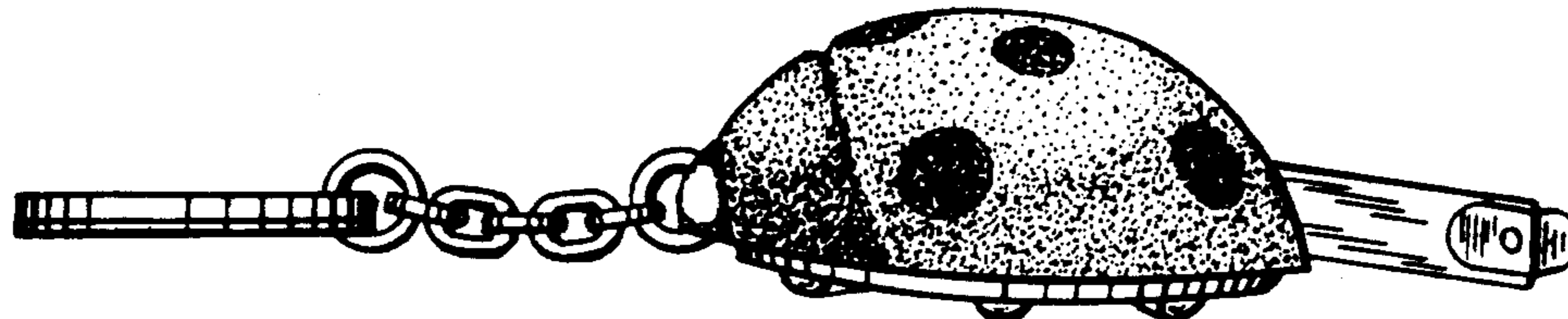
Primary Examiner—Joel Stearman
Assistant Examiner—George P. Word
Attorney, Agent, or Firm—Robert E. Burns; Emmanuel
J. Lobato; Bruce L. Adams

[57] CLAIM

The ornamental design for a combined tape rule and
key ring, as shown and described.

DESCRIPTION

FIG. 1 is a top plan view of a combined tape rule and
key ring showing my new design;
FIG. 2 is a right side elevational view, the left side being
a mirror image thereof;
FIG. 3 is a front elevational view thereof;
FIG. 4 is a rear elevational view thereof;
FIG. 5 is a bottom plan view.



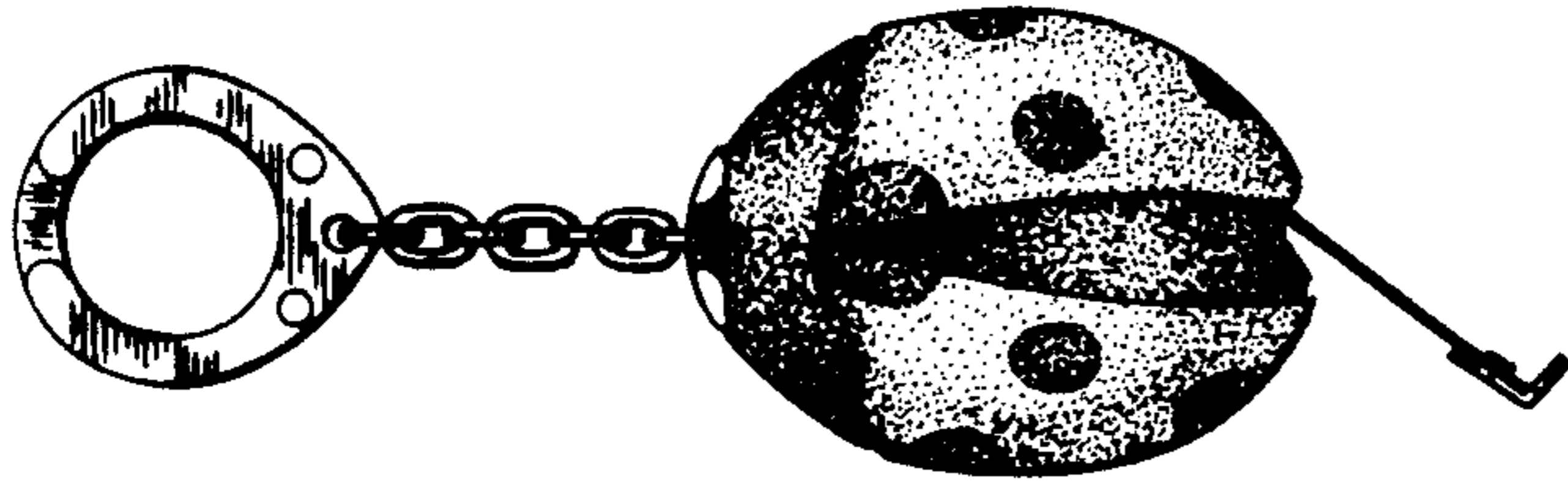


FIG. 1

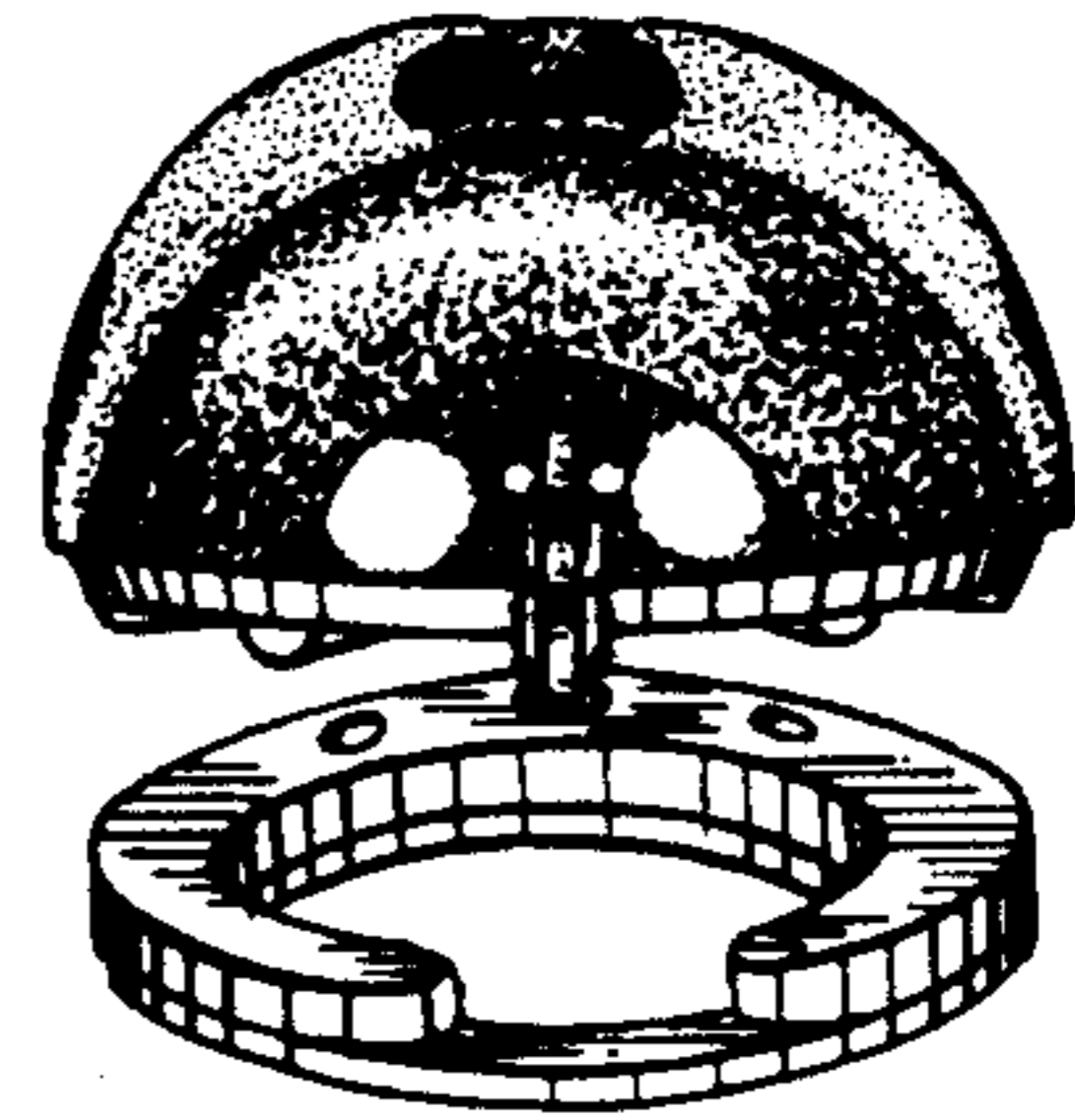


FIG. 3




FIG. 2




FIG. 4




FIG. 5