

[54] **KEEPER FOR A ROPE HALTER**

[76] Inventor: **Robert P. Anderson**, 2800 S. University Blvd., #168, Denver, Colo. 80210

[\*\*] Term: **14 Years**

[21] Appl. No.: **894,352**

[22] Filed: **Apr. 7, 1978**

[51] Int. Cl. .... **D30-04**

[52] U.S. Cl. .... **D30/27**

[58] Field of Search ..... **D30/19-39, D30/99; 54/24, 85**

[56] **References Cited**

**U.S. PATENT DOCUMENTS**

D. 46,398	9/1914	Fox .....	D30/27
D. 166,401	4/1952	Mackie .....	D30/27
401,017	4/1889	Dunn .....	54/24
592,292	10/1897	Johnson .....	54/24
925,372	6/1909	McClintock .....	54/24

1,747,012	2/1930	Johnson .....	54/24
1,747,071	2/1930	Green .....	54/85
1,939,107	12/1933	Crandall .....	54/24
2,114,178	4/1938	Crandall .....	54/24
3,418,787	12/1968	Smith .....	54/24
3,564,669	2/1971	Henry .....	54/24 X

*Primary Examiner*—James R. Lergen  
*Attorney, Agent, or Firm*—Ralph F. Crandell

[57] **CLAIM**

The ornamental design for a keeper for a rope halter, as shown and described.

**DESCRIPTION**

FIG. 1 is a left front perspective view of a keeper for a rope halter embodying my new design.

FIG. 2 is a side elevational view thereof, the opposite side being identical to the side shown.

FIG. 3 is an end elevational view thereof, the opposite end being identical to the end shown.

FIG. 4 is a top plan view thereof.

FIG. 5 is a bottom plan view thereof.

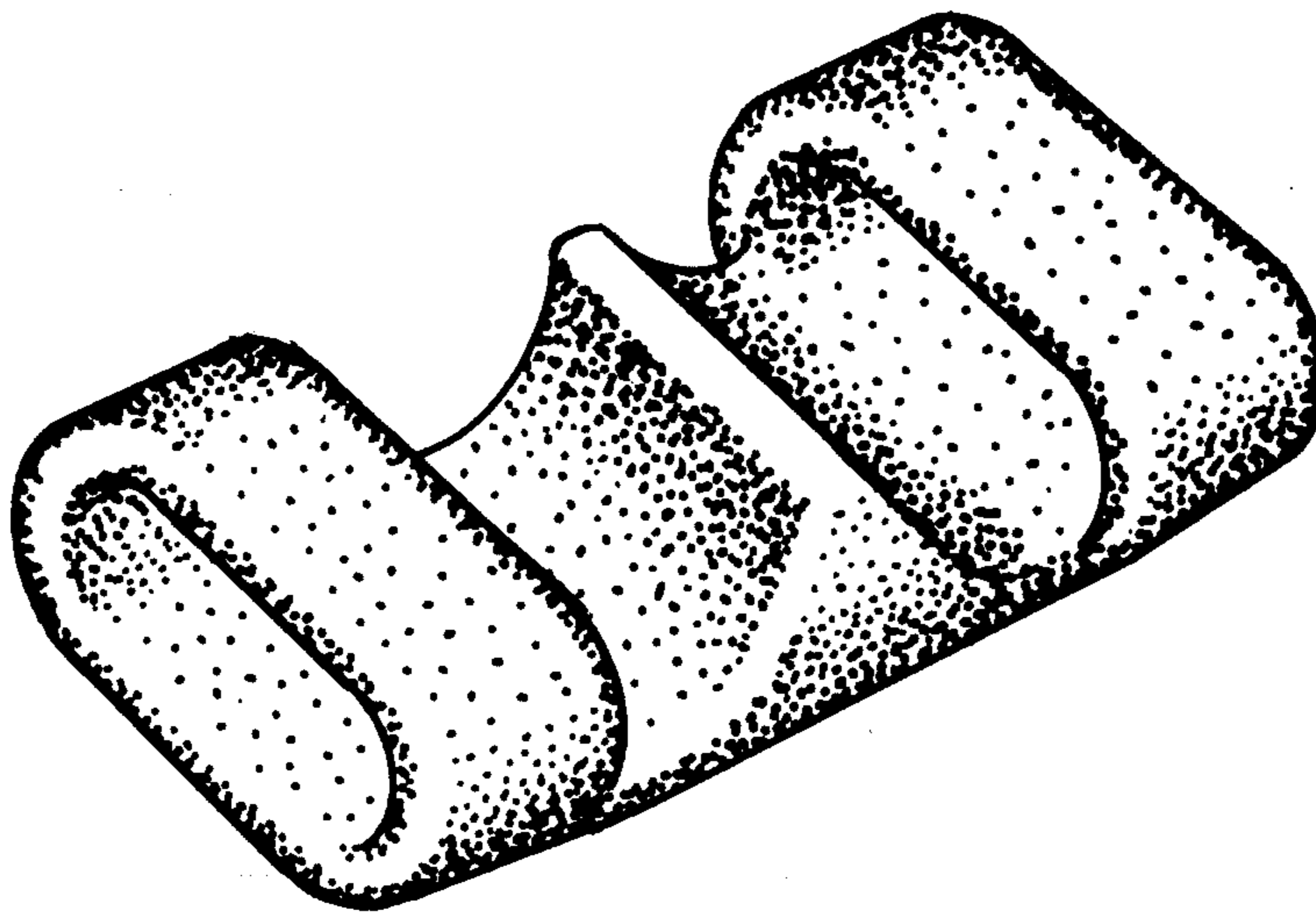


FIG. 1

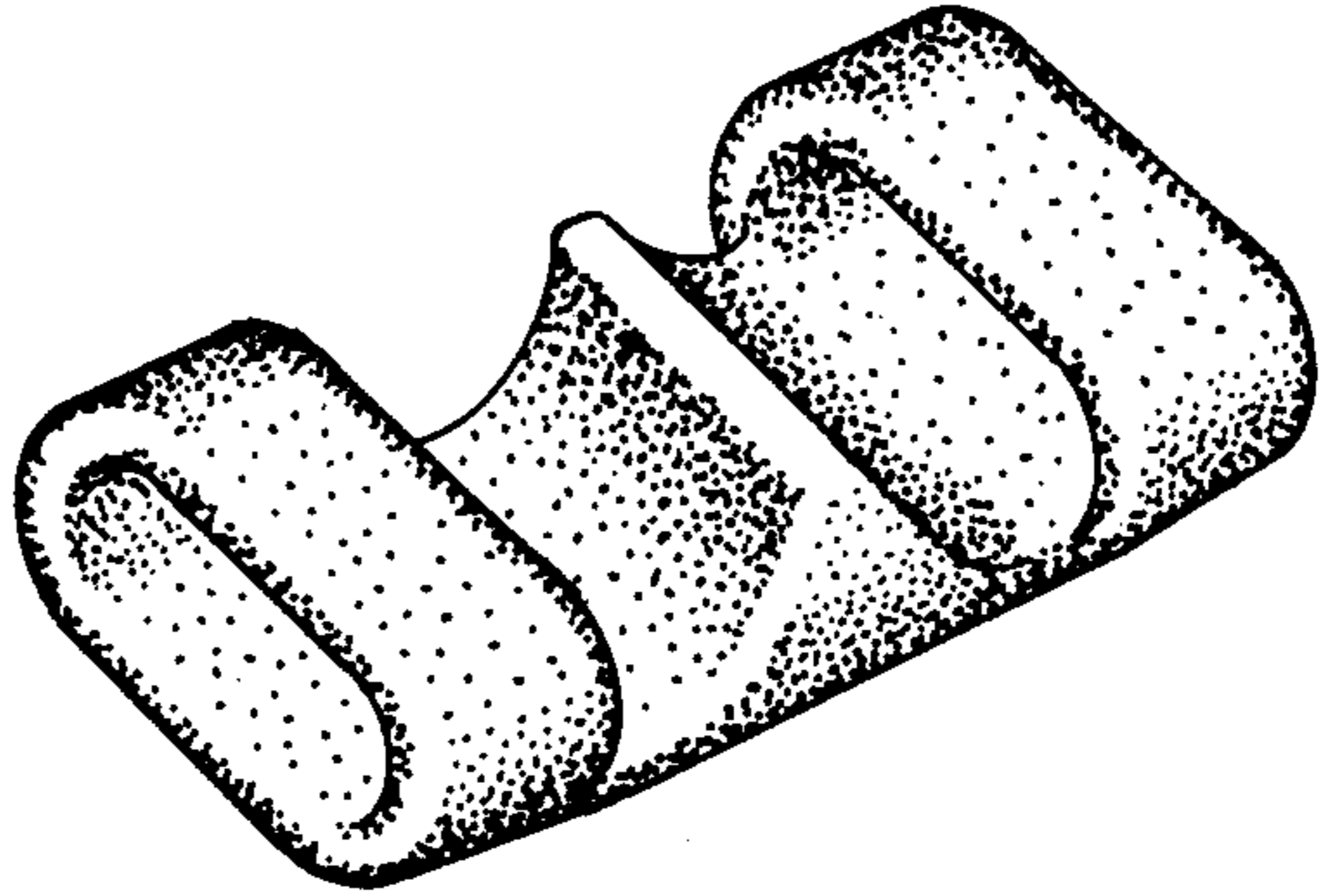


FIG. 2

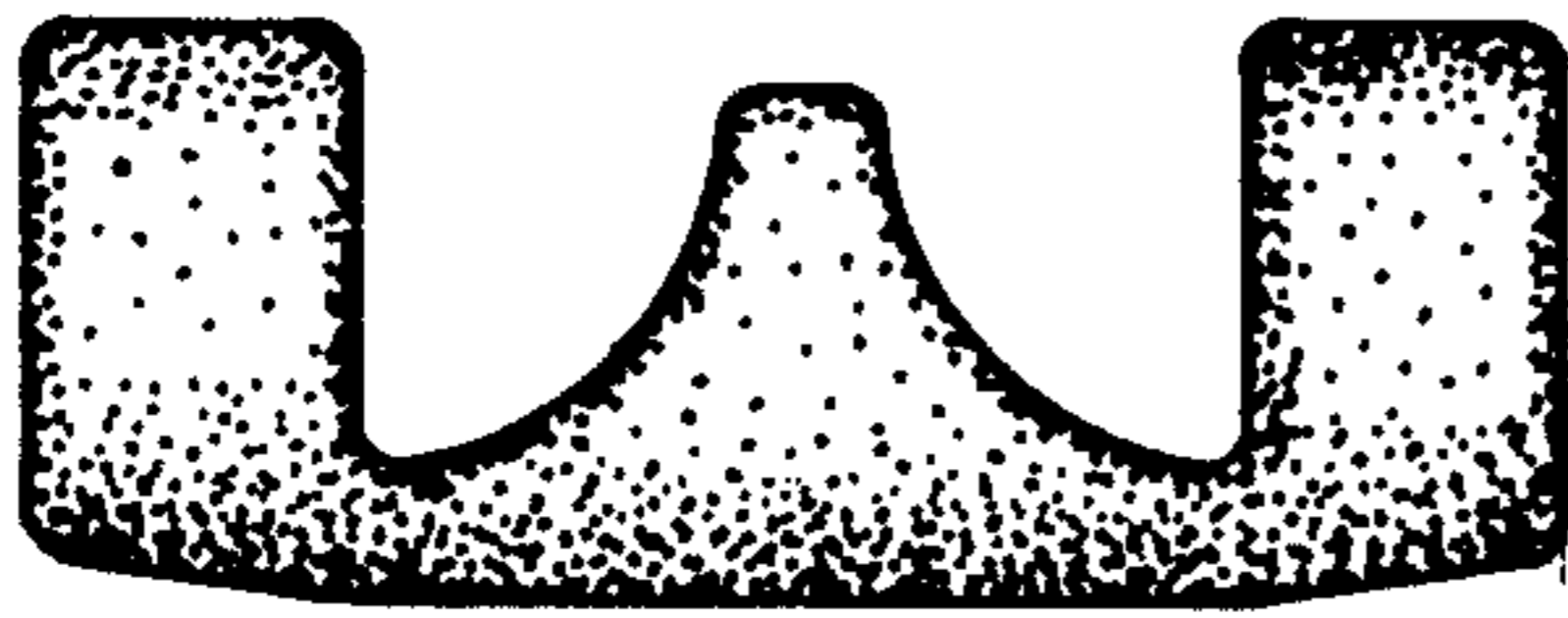


FIG. 3

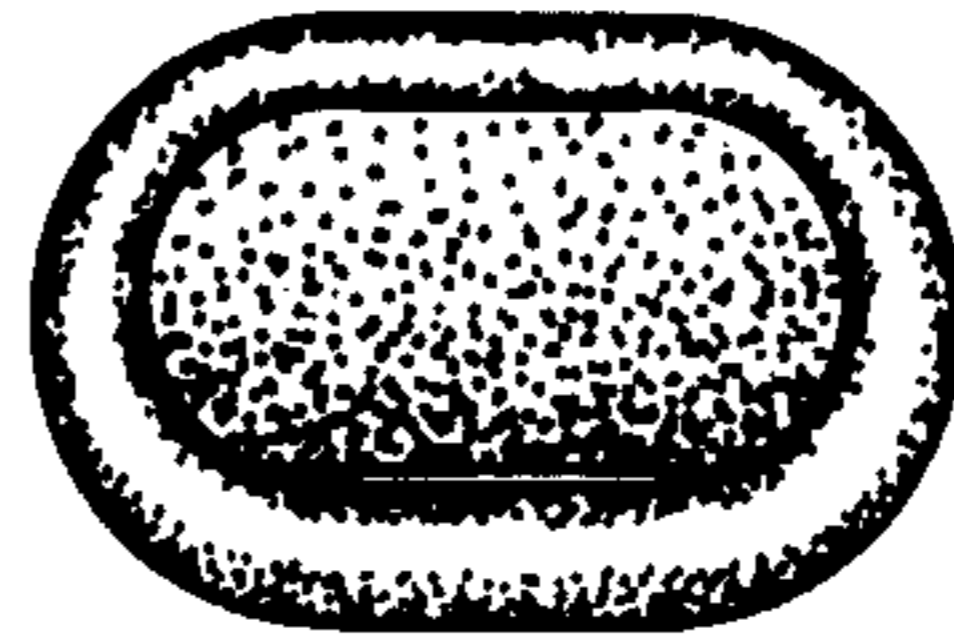


FIG. 4




FIG. 5

