

[54] HAIR CURLING IRON

[75] Inventor: John L. Benty, Sands Point, N.Y.

[73] Assignee: Schick Incorporated, Westport, Conn.

[\*\*] Term: 14 Years

[21] Appl. No.: 920,221

[22] Filed: Jun. 28, 1978

[51] Int. Cl. .... D28-03

[52] U.S. Cl. .... D28/35

[58] Field of Search ..... D28/10, 13, 15-18, D28/35, 12; 219/222, 225; 132/7, 9, 37 R, 37 A

[56] References Cited

U.S. PATENT DOCUMENTS

D. 247,581 3/1978 Van Dyck et al. .... D28/35  
744,426 11/1903 Sterling ..... 132/37 A

FOREIGN PATENT DOCUMENTS

2246273 3/1973 Fed. Rep. of Germany ..... 219/222  
2165989 8/1973 Fed. Rep. of Germany ..... 219/225

OTHER PUBLICATIONS

*Home Furnishings Daily*, 6/1/76, p. 1 - Gillette Curler at bottom.

*Primary Examiner*—Louis S. Zarfes  
*Attorney, Agent, or Firm*—Lockwood, Dewey, Alex & Cummings

[57] CLAIM

The ornamental design for a hair curling iron, as shown and described.

DESCRIPTION

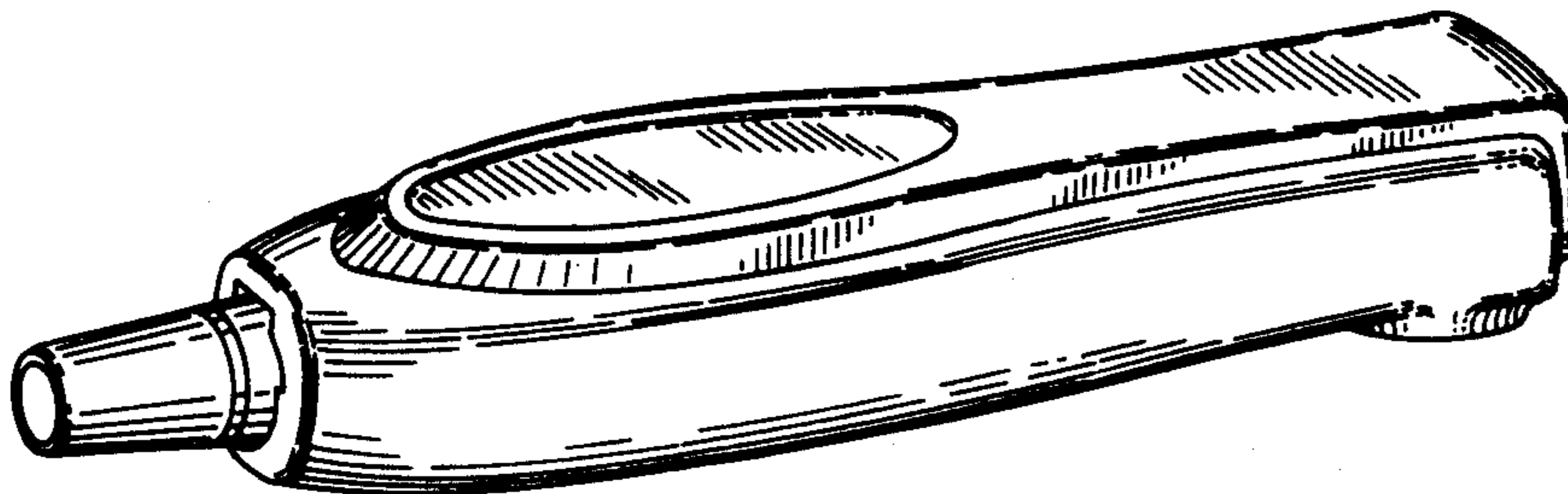
FIG. 1 is a perspective view of a hair curling iron showing my new design in fully compacted condition; FIG. 2 is a top plan view of the hair curling iron shown in FIG. 1;

FIG. 3 is a right side elevational view of the hair curling iron, the left side being substantially a mirror image thereof;

FIG. 4 is a bottom plan view of the hair curling iron;

FIG. 5 is a front elevational view;

FIG. 6 is a rear elevational view;



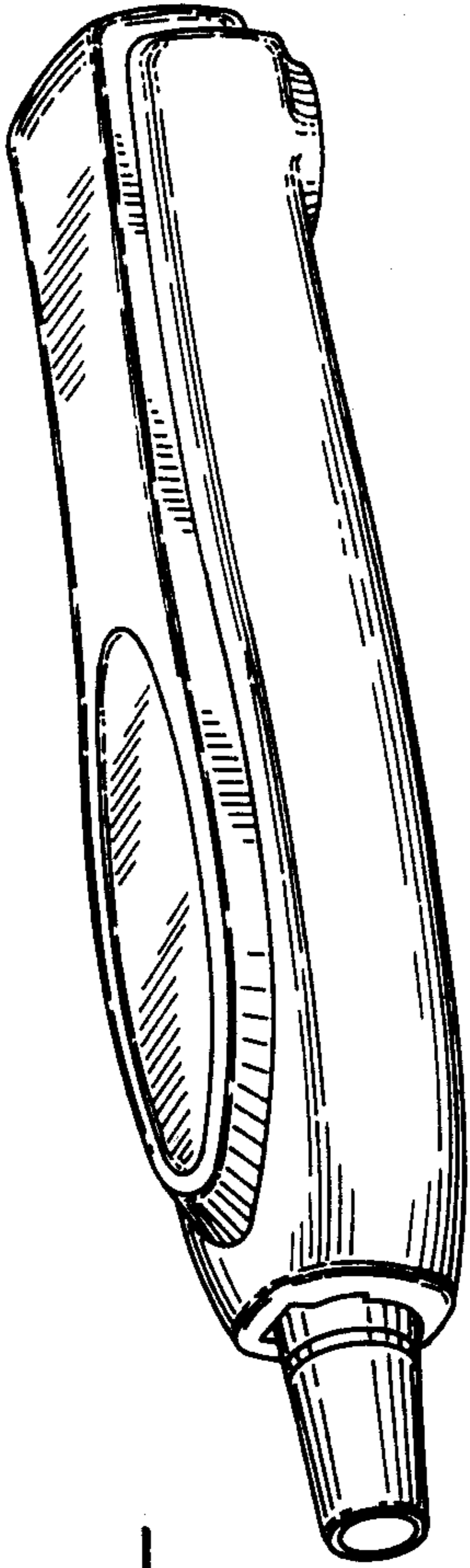


FIG-1-




FIG-2-

FIG-3-




FIG-4-




FIG-5-




FIG-6-

