

[54] PHARMACEUTICAL DELIVERY BOTTLE

[75] Inventor: Eugene J. Meierhoefer, Hackettstown, N.J.

[73] Assignee: Warner-Lambert Company, Morris Plains, N.J.

[\*\*] Term: 14 Years

[21] Appl. No.: 830,010

[22] Filed: Aug. 30, 1977

Related U.S. Application Data

[63] Continuation-in-part of Ser. No. 758,266, Jan. 10, 1977, Pat. No. Des. 249,958, and a continuation-in-part of Ser. No. 758,096, Jan. 10, 1977, abandoned.

[51] Int. Cl. .... D24-04; D9-01

[52] U.S. Cl. .... D24/56; D9/68; D24/63

[58] Field of Search ..... D9/2, 194, 253, 150, D9/71, 59, 68, 267, 168, 169; 128/335, 214 D, 272, DIG. 24; D24/63, 56, 99; 222/107; 206/627, 628

[56] References Cited

U.S. PATENT DOCUMENTS

D. 140,842	4/1945	Gordon .....	D9/12
D. 237,942	12/1975	Welker et al. ....	D9/194 X
D. 238,331	1/1976	Meierhoefer .....	D9/71
D. 246,574	12/1977	Meierhoefer .....	D9/67
1,960,858	5/1934	Strauch .....	128/232 UX
3,993,223	11/1976	Welker et al. ....	206/627 X

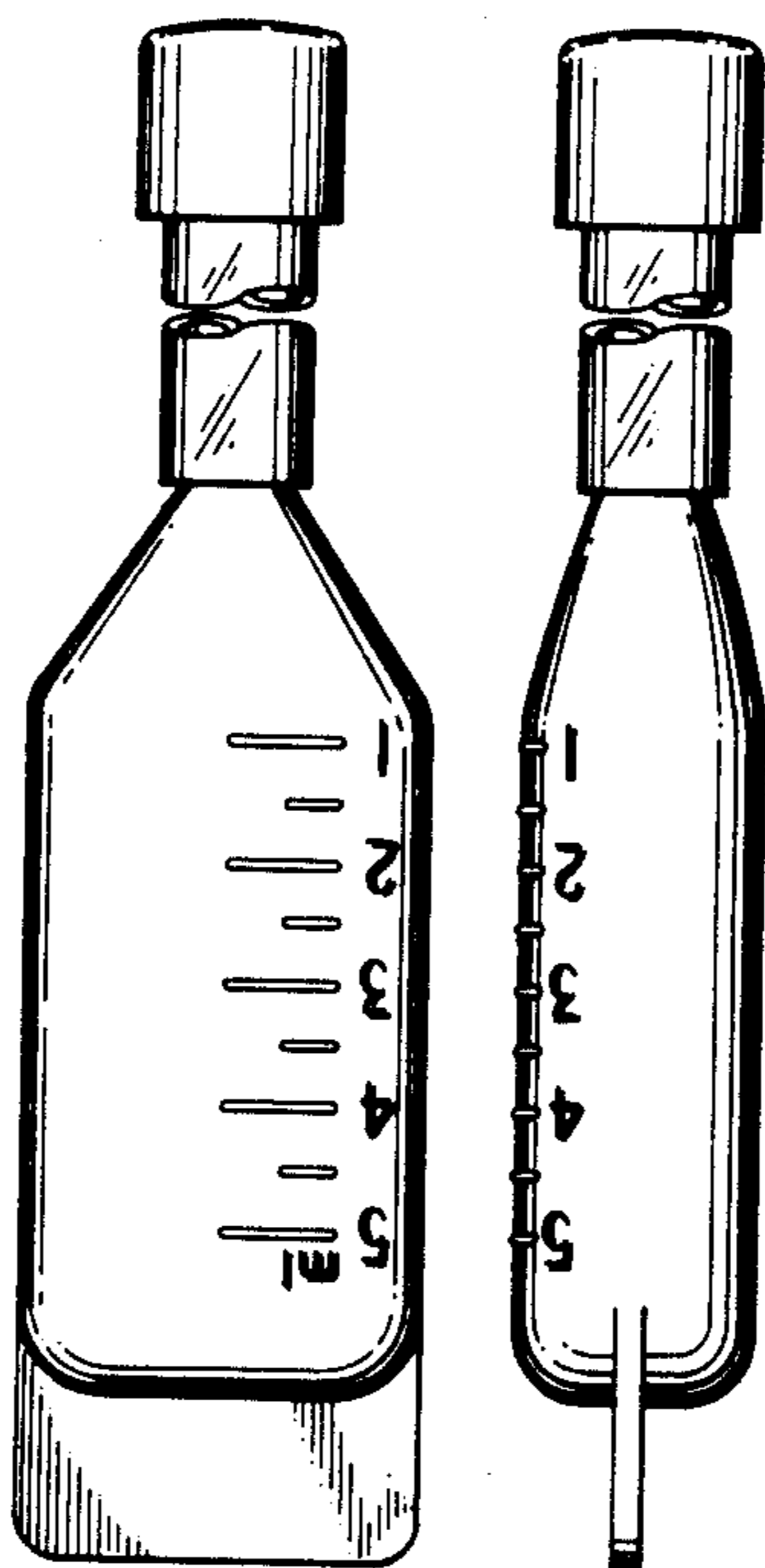
Primary Examiner—Bernard Ansher  
Attorney, Agent, or Firm—Albert H. Graddis; George M. Kaplan; Walter Patton

[57] CLAIM

The ornamental design for a pharmaceutical delivery bottle, substantially as shown and described.

DESCRIPTION

FIG. 1 is a front elevation of a pharmaceutical delivery bottle showing my new design;  
FIG. 2 is a right side elevation thereof;  
FIG. 3 is a rear elevation thereof;  
FIG. 4 is a left side elevation thereof;  
FIG. 5 is a top plan view thereof;  
FIG. 6 is a bottom plan view thereof;  
FIG. 7 is a fragmentary cross-section taken on line 7-7 of FIG. 3.






FIG. 2

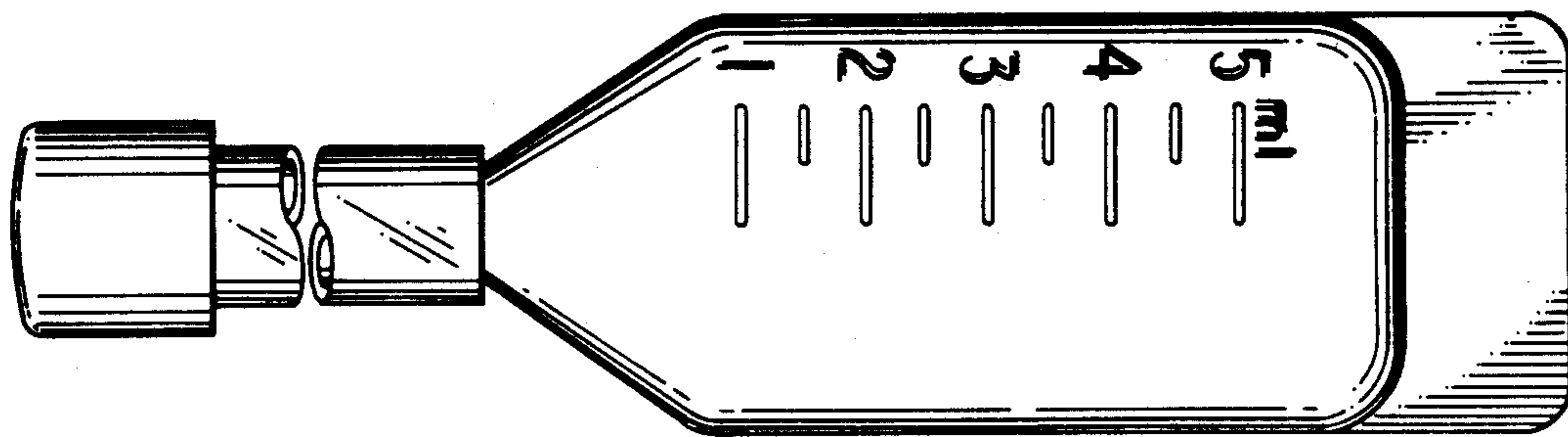


FIG. 1




FIG. 4

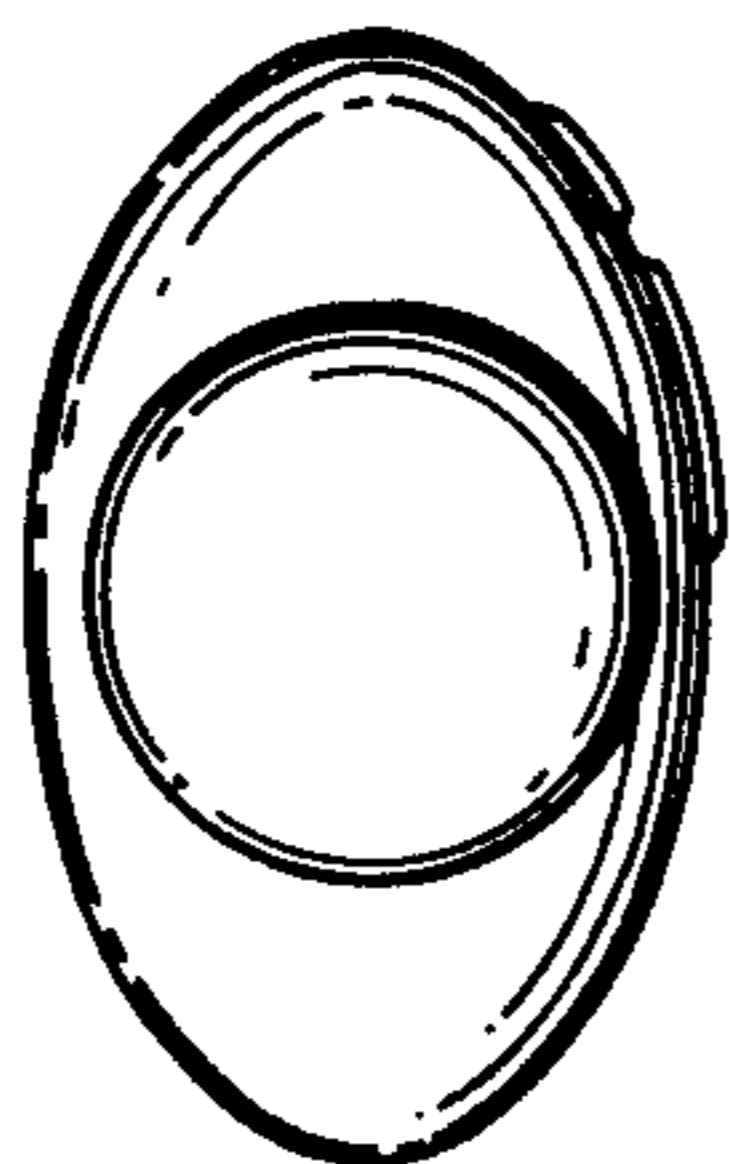


FIG. 5

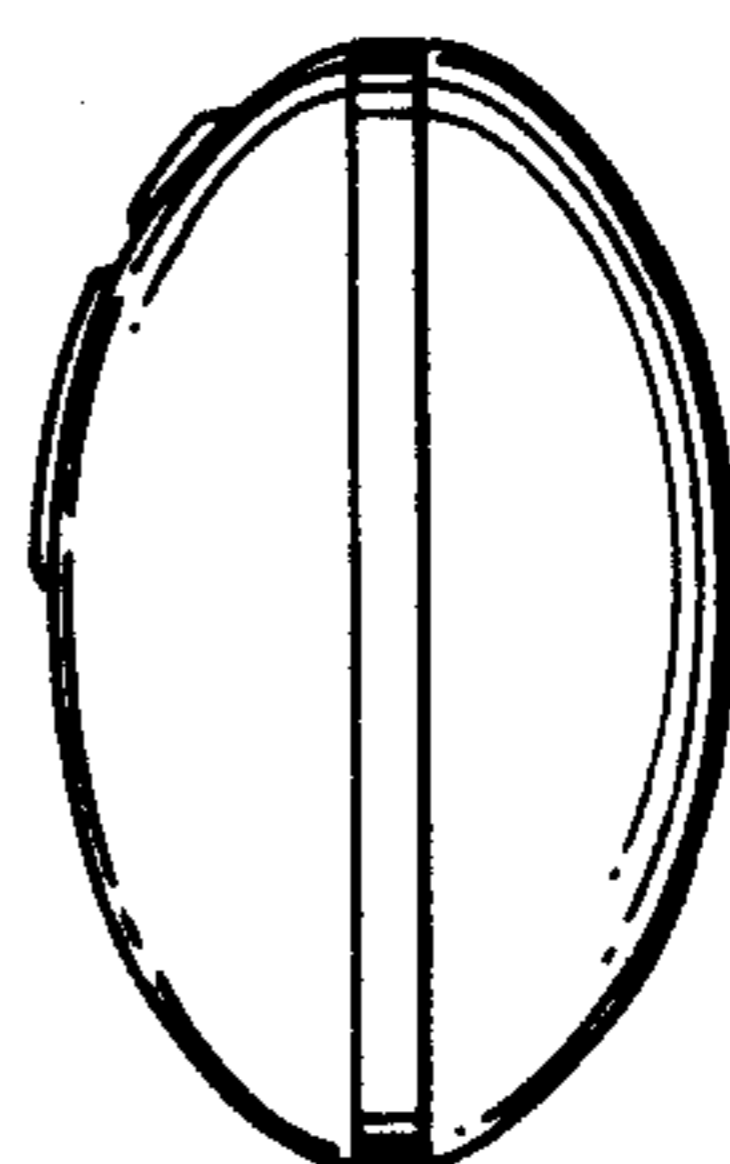


FIG. 6

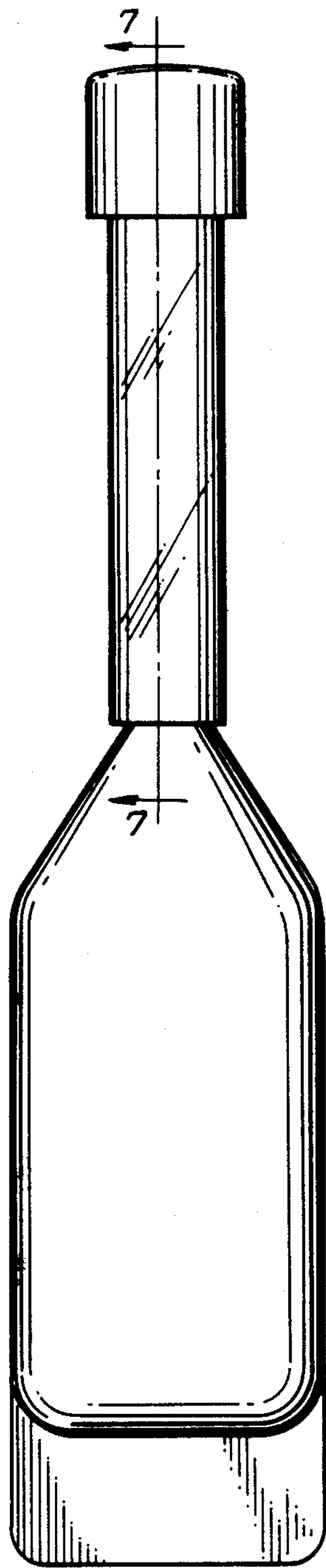


FIG. 3

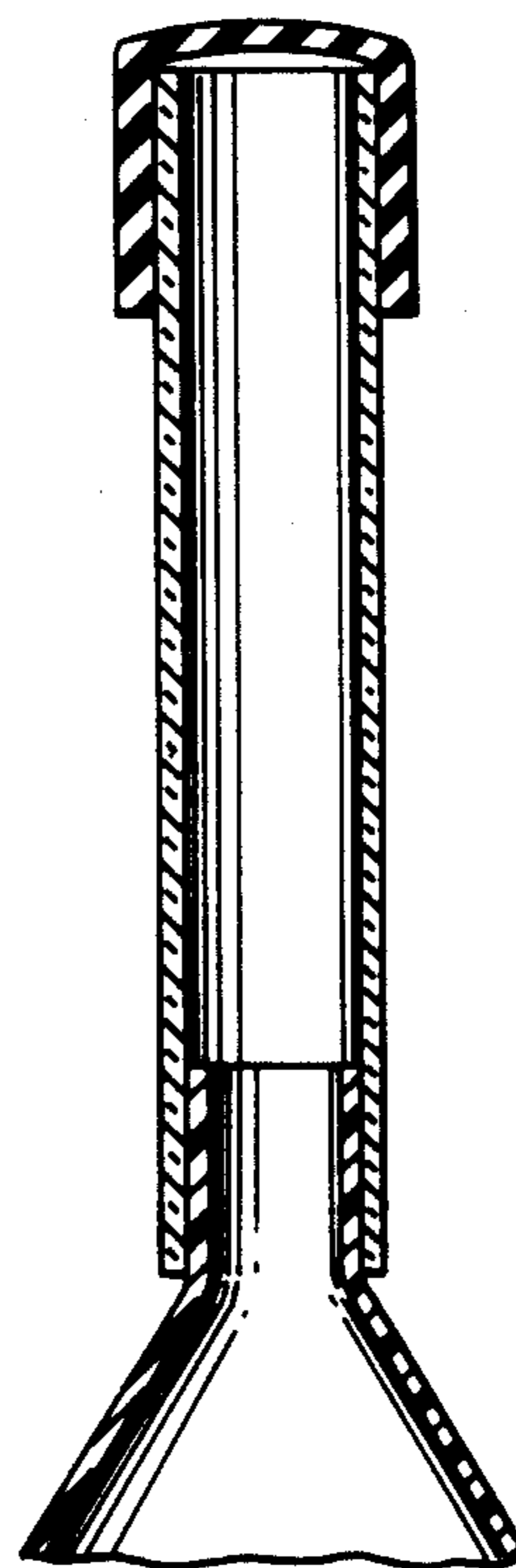


FIG. 7